



**BOARD OF COUNTY COMMISSIONERS
WARREN COUNTY, OHIO**

406 Justice Drive, Lebanon, Ohio 45036

www.co.warren.oh.us

commissioners@co.warren.oh.us

Telephone (513) 695-1250

Facsimile (513) 695-2054

TOM GROSSMANN

SHANNON JONES

DAVID G. YOUNG

BID OPENING

April 21, 2020

**BID OPENING – OVERBROOK AVENUE BRIDGE #2080-0.02 REPLACEMENT
PROJECT**

Bids were closed at 9:15 a.m. this 21st day of April and the following bids were received, opened and read aloud for the Overbrook Avenue Bridge #2080-0.02 Replacement Project for the Warren County Engineer's Office:

| | |
|--|---------------|
| DDK Construction Cincinnati, Ohio | \$ 424,468.25 |
| John R. Jurgensen Co. Cincinnati, Ohio | \$ 431,835.50 |
| Sunesis Construction Co. West Chester, Ohio | \$445,118.78 |
| Ford Development Corp. Cincinnati, Ohio | \$467,048.05 |
| Eagle Bridge Co. Sidney, Ohio | \$468,198.60 |

Neil Tunison, Warren County Engineer will review bids for a recommendation at a later date.

cc: Bid File

OMB

Engineers (file)



BOARD OF COUNTY COMMISSIONERS

WARREN COUNTY, OHIO

406 Justice Drive, Lebanon, Ohio 45036

www.co.warren.oh.us

commissioners@co.warren.oh.us

Telephone (513) 695-1250

Facsimile (513) 695-2054

TOM GROSSMANN

SHANNON JONES

DAVID G. YOUNG

APPROVE NOTICE OF INTENT TO AWARD BID TO DDK CONSTRUCTION FOR THE OVERBROOK AVENUE BRIDGE #2080-0.02 REPLACEMENT PROJECT

WHEREAS, bids were closed at 9:15 a.m., April 21, 2020, and the bids received were opened and read aloud for the Overbrook Avenue Bridge #2080-0.02 Replacement Project and the results are on file in the Commissioners' Office; and

WHEREAS, upon review of such bids by Roy Henson, Warren County Bridge Engineer, DDK Construction has been determined to be the lowest and best bidder; and

NOW THEREFORE BE IT RESOLVED, upon recommendation of Roy Henson, that it is the intent of this Board to award the bid to DDK Construction, 7259 Dog Trot Road, Cincinnati, Ohio for a total bid price of \$424,468.25; and

BE IT FURTHER RESOLVED, that the County Administrator is hereby authorized to execute a "Notice of Intent to Award."

Mrs. Jones moved for adoption of the foregoing resolution, being seconded by Mr. Grossmann. Upon call of the roll, the following vote resulted:

Mr. Young – yea

Mr. Grossmann – yea

Mrs. Jones – yea

Resolution adopted this 28th day of April 2020.

BOARD OF COUNTY COMMISSIONERS

Tina Osborne, Clerk

KH/

cc: Engineer (file)
OMB Bid file



**BOARD OF COUNTY COMMISSIONERS
WARREN COUNTY, OHIO**

406 Justice Drive, Lebanon, Ohio 45036

www.co.warren.oh.us

commissioners@co.warren.oh.us

Telephone (513) 695-1250

Facsimile (513) 695-2054

TOM GROSSMANN

SHANNON JONES

DAVID G. YOUNG

BID OPENING

April 21, 2020

**BID OPENING – OVERBROOK AVENUE BRIDGE #2080-0.02 REPLACEMENT
PROJECT**

Bids were closed at 9:15 a.m. this 21st day of April and the following bids were received, opened and read aloud for the Overbrook Avenue Bridge #2080-0.02 Replacement Project for the Warren County Engineer's Office:

| | |
|--|---------------|
| DDK Construction Cincinnati, Ohio | \$ 424,468.25 |
| John R. Jurgensen Co. Cincinnati, Ohio | \$ 431,835.50 |
| Sunesis Construction Co. West Chester, Ohio | \$445,118.78 |
| Ford Development Corp. Cincinnati, Ohio | \$467,048.05 |
| Eagle Bridge Co. Sidney, Ohio | \$468,198.60 |

Neil Tunison, Warren County Engineer will review bids for a recommendation at a later date.

cc: Bid File

OMB

Engineers (file)

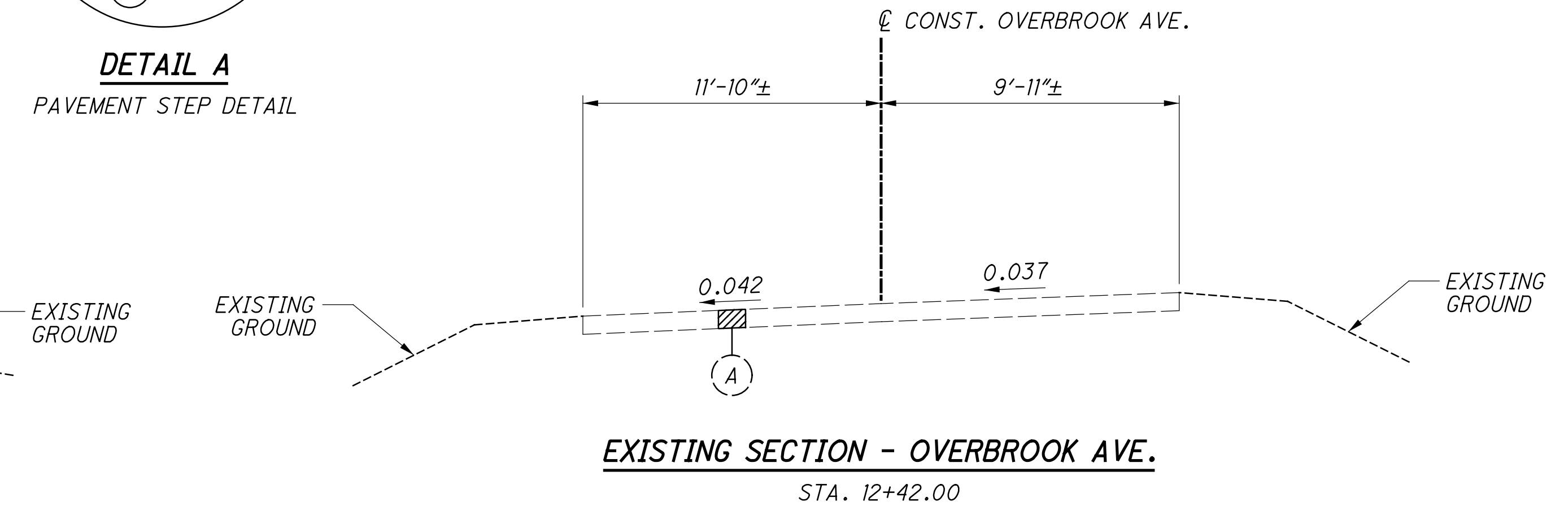
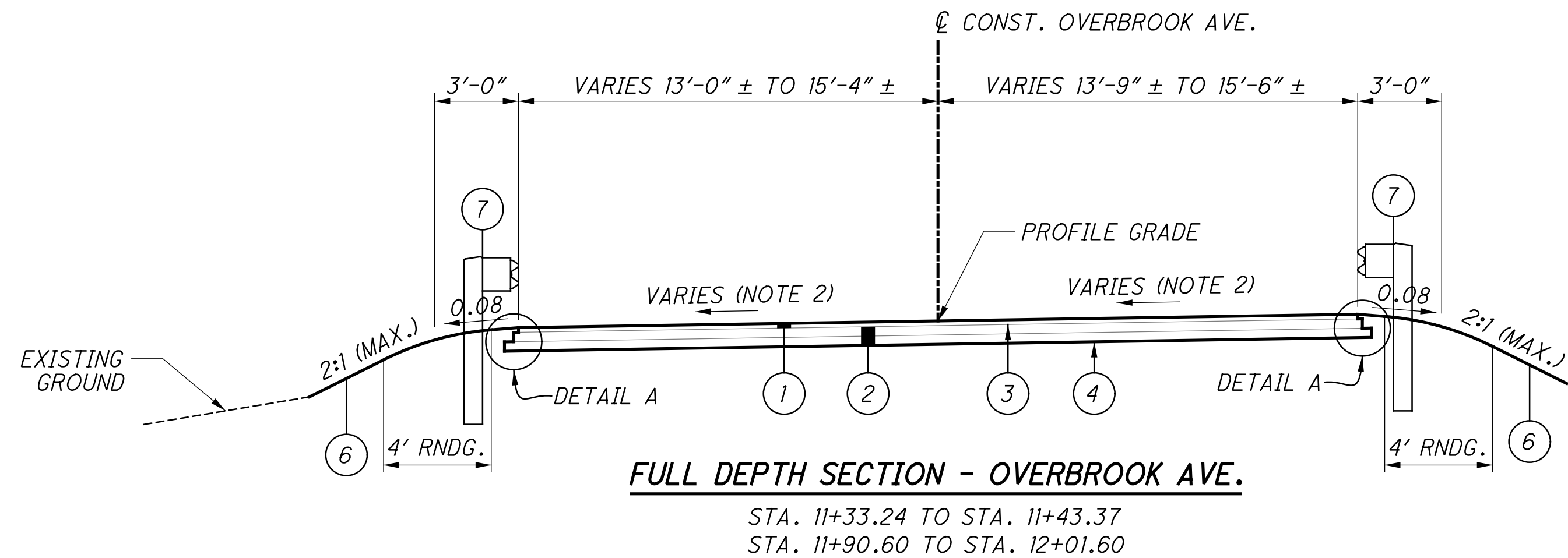
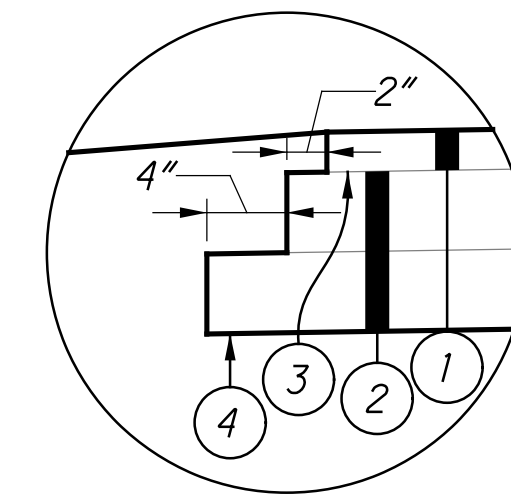
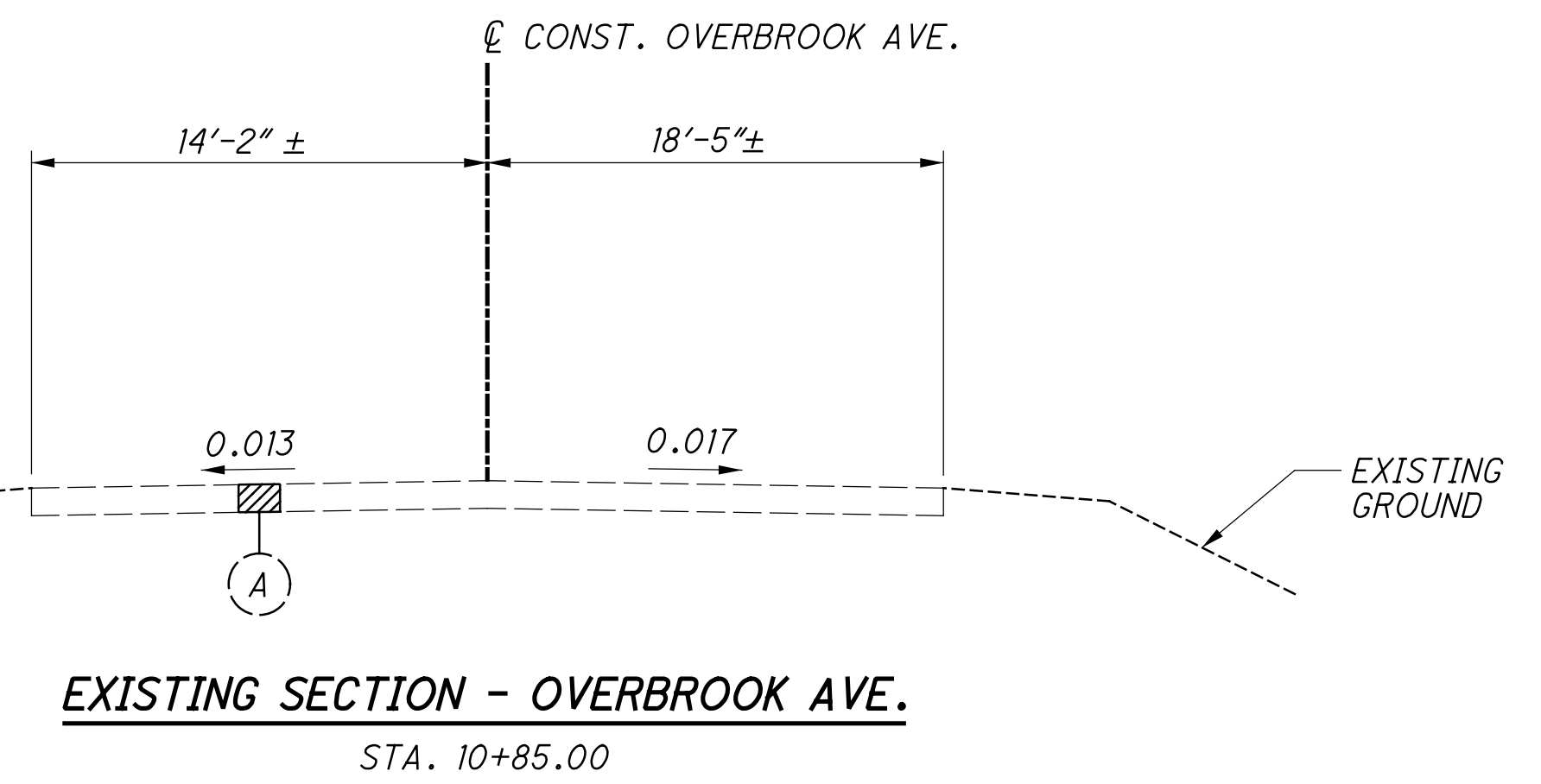
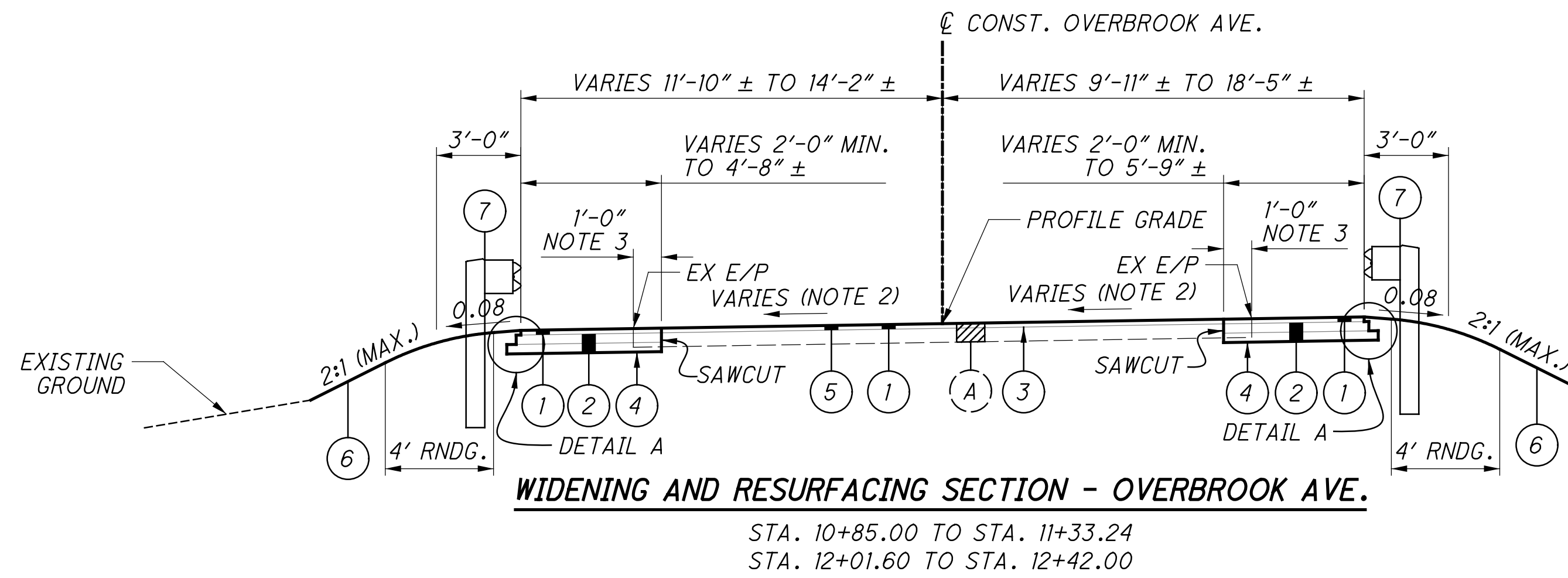
PLAN HOLDERS LIST

Overbrook Avenue Bridge #2081-0.02 Replacement Project

Individuals or companies can be added to the plan holders list by contacting Kiana Hawk at kiana.hawk@co.warren.oh.us

| Name | Company | Phone Number | E-mail Address |
|------------------|--------------------------|---------------------|--|
| Sean Wade | Eagle Bridge Co. | 937-726-0039 | smw@eaglebridge.net |
| Rob Dierig | John R. Jurgensen | 513.771.0820 | rob.dierig@jrjnet.com |
| Ann Kramer | Sunesis Construction | 513.326.6000 | akramer@sunesiscc.com |
| Tom Scheidt | DDK Construction Inc. | 513.479.5768 | burgerscheidt@aol.com |
| Melissa Pfeiffer | Smith Construction | 513.260.3591 | smithconstruction@cinci.rr.com |
| | | | |
| | | | |

Z:\2019\191349_CAD\191349_OVERBROOKBRIDGE\Design\Roadway\Sheets\191349_GY001.dgn Sheet 3/12/2020 4:15:59 PM jpcarrroll



NOTES:

- 1) EDGES OF PAVEMENT NOT PARALLEL TO CENTERLINE, FOR DETAILS SEE SHEET 10.
- 2) SLOPE VARIES TO MEET EXISTING SLOPE, SEE SUPERELEVATION TABLE BELOW.
- 3) 1'-0" MINIMUM OR UNTIL SOUND PAVEMENT IS REACHED.

| SUPERELEVATION TABLE | | | | | | | | | |
|----------------------|----------------------|-------------|------------|--------------------|---------------|------------|-------------|----------------------|-----------|
| LEFT SIDE | | | | CENTERLINE CONTROL | | RIGHT SIDE | | | |
| ELEVATION | ELEVATION CORRECTION | CROSS SLOPE | WIDTH (FT) | STATION | PROFILE GRADE | WIDTH (FT) | CROSS SLOPE | ELEVATION CORRECTION | ELEVATION |
| 679.15 | -0.18 | -0.013 | 14.21 | 10+85.00 | 679.33 | 18.41 | -0.017 | -0.31 | 679.02 |
| 679.13 | -0.23 | -0.016 | 14.66 | 10+90.00 | 679.36 | 17.57 | -0.014 | -0.25 | 679.11 |
| 679.17 | -0.24 | -0.016 | 15.20 | 11+00.00 | 679.41 | 16.32 | -0.007 | -0.11 | 679.30 |
| 679.28 | -0.24 | -0.016 | 15.29 | 11+25.00 | 679.52 | 15.49 | 0.008 | 0.12 | 679.64 |
| 679.34 | -0.24 | -0.016 | 15.29 | 11+37.00 | 679.58 | 15.49 | 0.016 | 0.25 | 679.83 |
| 680.25 | -0.22 | -0.016 | 13.60 | 12+00.00 | 680.47 | 13.54 | 0.016 | 0.22 | 680.69 |
| 680.39 | -0.27 | -0.021 | 13.00 | 12+08.00 | 680.66 | 12.85 | 0.016 | 0.21 | 680.87 |
| 680.66 | -0.40 | -0.031 | 13.00 | 12+25.00 | 681.06 | 11.39 | 0.026 | 0.30 | 681.36 |
| 680.96 | -0.50 | -0.042 | 11.82 | 12+42.00 | 681.46 | 9.93 | 0.037 | 0.37 | 681.83 |

LEGEND

- (A) 8" EXISTING ASPHALT PAVEMENT
- (1) ITEM 441 - 2" ASPHALT CONCRETE SURFACE COURSE, TYPE 1, (448), PG64-22
- (2) ITEM 301 - 8" ASPHALT CONCRETE BASE, PG64-22 (2 LIFTS)
- (3) ITEM 407 - TACK COAT (0.10 GAL/SQ YD)
- (4) ITEM 204 - SUBGRADE COMPACTION
- (5) ITEM 254 - PAVEMENT PLANING, ASPHALT CONCRETE (2')
- (6) ITEM 659 - SEEDING AND MULCHING
- (7) ITEM 606 - GUARDRAIL, TYPE 5

UTILITIES

LISTED BELOW ARE ALL UTILITY OWNERS LOCATED WITHIN THE PROJECT CONSTRUCTION LIMITS:

DUKE ENERGY:
2010 DANA AVENUE, ROOM EF 324
CINCINNATI, OH 45207
TROY DITTMER: 513-458-3844, 513-504-0082 (MOBILE)

CINCINNATI BELL:
221 E. 4TH ST, 121-900
CINCINNATI, OH 45202
BEN OTTEN: 513-565-1336

SPECTRUM:
10920 KENWOOD RD
CINCINNATI, OH 45242
KENT RIEGER: 513-386-5499, 513-233-5678 (MOBILE)

WARREN COUNTY WATER & SEWER:
406 JUSTICE DR
LEBANON, OH 45036
CHRIS WOJNICZ: 513-695-1646

DUKE GAS:
139 E. 4TH ST
CINCINNATI, OH 45202
BEN JOHNSON: 513-287-1594

CENTURYLINK:
20 N MECHANIC ST
LEBANON, OH 45036
JORDAN LANGSTON: 513-933-3502

WORK LIMITS

THE WORK LIMITS SHOWN ON THESE PLANS ARE FOR PHYSICAL CONSTRUCTION ONLY. PROVIDE THE INSTALLATION AND OPERATION OF ALL WORK ZONE TRAFFIC CONTROL AND WORK ZONE TRAFFIC CONTROL DEVICES REQUIRED BY THESE PLANS WHETHER INSIDE OR OUTSIDE THESE WORK LIMITS.

SEEDING AND MULCHING

THE FOLLOWING QUANTITIES ARE PROVIDED TO PROMOTE GROWTH AND CARE OF PERMANENT SEEDED AREAS:

ITEM 659, SEEDING AND MULCHING 103 SY

ITEM 659, TOPSOIL 12 CY
(103 SY) X (111 CY / 1000 SY) = 11.43 CY

ITEM 659, COMMERCIAL FERTILIZER 0.01 TON
(103 SY) X (1 TON / 7410 SY) = 0.01 TON

ITEM 659, WATER 1 MGAL
(103 SY) X (0.0054 MGAL / SY) = 0.56 MGAL

SEEDING AND MULCHING SHALL BE APPLIED TO ALL AREAS OF EXPOSED SOIL BETWEEN THE RIGHT-OF-WAY LINES, AND WITHIN THE CONSTRUCTION LIMITS, FOR AREAS OUTSIDE THE RIGHT-OF-WAY LINES COVERED BY WORK AGREEMENT OR SLOPE EASEMENT. QUANTITY CALCULATIONS FOR SEEDING AND MULCHING ARE BASED ON THESE LIMITS.

ROUNDING

THE ROUNDING AT SLOPE BREAKPOINTS SHOWN ON THE TYPICAL SECTIONS APPLY TO ALL CROSS SECTIONS EVEN THOUGH OTHERWISE SHOWN.

SURVEYING PARAMETERS

PRIMARY PROJECT CONTROL MONUMENTS GOVERN ALL POSITIONING ON THIS PROJECT. SEE THIS SHEET FOR A TABLE CONTAINING PROJECT CONTROL INFORMATION.

USE THE FOLLOWING PROJECT CONTROL, VERTICAL POSITIONING, AND HORIZONTAL POSITIONING PARAMETERS FOR ALL SURVEYING:

PROJECT CONTROL

POSITIONING METHOD: ODOT VRS

MONUMENT TYPE: TYPE A

VERTICAL POSITIONING

ORTHOMETRIC HEIGHT DATUM: NAVD88
GEOID: GEOID12A

HORIZONTAL POSITIONING

REFERENCE FRAME: NAD83
ELLIPSOID: GRS80
MAP PROJECTION: LAMBERT CONFORMAL CONIC
COORDINATE SYSTEM: OHIO STATE PLANE SOUTH ZONE
ORIGIN OF COORDINATE SYSTEM: 0,0

USE THE POSITIONING METHODS AND MONUMENT TYPE USED IN THE ORIGINAL SURVEY TO RESTORE ALL MONUMENTS RELATED TO PRIMARY PROJECT CONTROL THAT ARE DAMAGED OR DESTROYED BY CONSTRUCTION ACTIVITIES. RESTORE THE CMS 623.

UNITS ARE IN U.S. SURVEY FEET

ITEM 601 - DUMPED ROCK FILL, TYPE C

APPROXIMATELY 3 CY OF THIS ITEM SHALL BE PLACED AT THE NORTHEAST CORNER OF THE FORWARD ABUTEMENT FOR PERMANENT EROSION PREVENTION. PLACEMENT OF THIS ITEM SHALL BE DETERMINED BY THE ENGINEER IN THE FIELD.

ITEM 606 - BRIDGE TERMINAL ASSEMBLY, TYPE 4, AS PER PLAN

THIS ITEM SHALL CONSIST OF THE CONSTRUCTION OF A CURVED BRIDGE TERMINAL ASSEMBLY, TYPE 4, AS PER THE DETAILS ON SHEET 10 AND PER PIS GR-3.4.

PAYMENT FOR THE WORK SHALL BE MADE AT THE UNIT PRICE BID, PER EACH, FOR ITEM 606 - BRIDGE TERMINAL ASSEMBLY, TYPE 4, AS PER PLAN AND SHALL INCLUDE ALL MATERIALS NECESSARY TO CONSTRUCT THE ASSEMBLY.

Z:\2019\191349\CAD\191349_OVERBROOKBRIDGE\Design\Roadway\Sheets\191349_GN001.dgn Sheet 3/12/2020 4:16:01PM jpcarrroll

| BENCHMARK DATA | | | | | | |
|----------------|-------------|---------------|----------|------------|-----------|--|
| POINT | NORTHING | EASTING | STATION | OFFSET | ELEVATION | DESCRIPTION |
| BM #112 | 488,508.588 | 1,476,948.535 | 11+16.79 | 18.21' LT. | 680.44 | SPIKE IN 1ST POLE FROM INTERSECTION |
| BM #113 | 488,608.366 | 1,477,238.777 | N/A | N/A | 695.13 | SPIKE IN POLE, APPRX. 425' FROM INTERSECTION |
| IPS | 488,465.195 | 1,476,931.352 | 11+10.53 | 28.40' RT. | 679.28 | IRON PIN SET, APPRX. 85' FROM INTERSECTION |

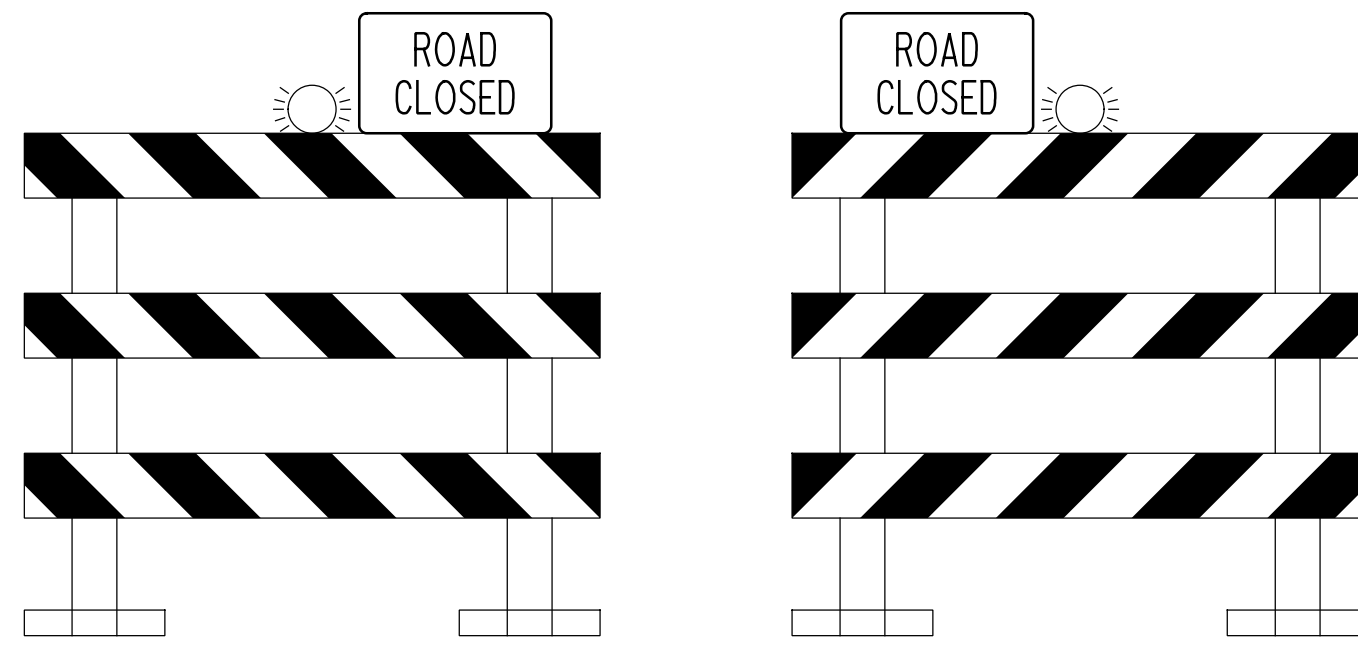
CALCULATED
MDS
CHECKED
JAH

GENERAL NOTES

WAR - TR0208 - 0.02

ITEM 614, MAINTAINING TRAFFIC

OVERBROOK AVENUE BRIDGE #2080-0.02 IS CURRENTLY CLOSED BY THE WARREN COUNTY ENGINEER'S OFFICE DUE TO THE MOST RECENT BRIDGE INSPECTION SHOWING MORE SIGNS OF DETERIORATION OF THE SUPERSTRUCTURE. THE ROAD WILL REMAIN CLOSED DURING THE ENTIRE BRIDGE REPLACEMENT PROJECT. THE CURRENT POSTED DETOUR ROUTE FOR OVERBROOK AVENUE IS HOPKINS ROAD AND US 22/SR 3. THE WCEO WILL PICK UP ALL CONCRETE BARRICADES ALONG WITH THE FOUR (4) TYPE III BARRICADES PRESENT AT THE BRIDGE LOCATION WHEN THE CONTRACTOR PLANS TO START WORK. THE CONTRACTOR SHALL PROVIDE A MINIMUM OF TWO (2) TYPE III BARRICADES ON EACH END OF THE CLOSED SECTION OF THE BRIDGE AND THESE BARRICADES SHALL BE CHAIN LINKED TOGETHER AND FIXED TO THE GROUND OR SOME OTHER OBJECT OVERNIGHT. ALL ROAD CONSTRUCTION SIGNS, EXCEPT FOR THE CONTRACTOR SUPPLIED TYPE III BARRICADES AT THE BRIDGE LOCATION, SHALL BE THE RESPONSIBILITY OF THE WCEO. THE TYPE III BARRICADES PROVIDED BY THE CONTRACTOR SHALL CONFORM TO THE OHIO MANUAL OF UNIFORM TRAFFIC CONTROL DEVICES (OMUTCD) AS WELL AS THE OHIO DEPARTMENT OF TRANSPORTATION STANDARDS AT ALL TIMES. THE CONTRACTOR SHALL MAINTAIN ACCESS TO ALL DRIVEWAYS IN THE WORK AREA FOR THE DURATION OF THE PROJECT. THE CONTRACTOR SHALL PROVIDE ALTERNATIVES TO GARBAGE COLLECTION SERVICES AND EMERGENCY RESCUE SERVICES FOR ALL RESIDENTS WITHIN THE CLOSED PORTIONS OF ROADWAY DURING THE PROJECT. THE PAYMENT FOR WORK ASSOCIATED WITH THE CONTRACTOR SUPPLIED TYPE III BARRICADES AT THE BRIDGE LOCATION SHALL BE INCLUDED IN THE LUMP SUM BID PRICE FOR ITEM 614 MAINTAINING TRAFFIC.



R11-2-48
TYPE 3 BARRICADE
(TO BE PLACED ACROSS THE ROAD)
PER MT-101.60

Z:\2019\191349\CAD\191349_OVERBROOKBRIDGE\Design\Roadway\Sheets\191349_MN001.dgn Sheet 3/12/2020 4:16:04 PM jpcarrRoll

CALCULATED
MDS
CHECKED
JAH

MAINTENANCE OF TRAFFIC GENERAL NOTES

WAR - TR0208 - 0.02

ROADWAY SUBSUMMARY

| REF NO. | SHEET NO. | STATION | | SIDE | 202 | | | 601 | | 606 | | | 611 | 626 |
|--|-----------|----------|----------|------|-------------------|-----------------------------|---------------------|---------------------------------|--------------------------|-------------------|--------------------------|-------------------------|------------------------------------|---|
| | | | | | GUARDRAIL REMOVED | PIPE REMOVED, 24" AND UNDER | CATCH BASIN REMOVED | TIED CONCRETE BLOCK MAT, TYPE 1 | DUMPED ROCK FILL, TYPE C | GUARDRAIL, TYPE 5 | BTA, TYPE 4, AS PER PLAN | ANCHOR ASSEMBLY, TYPE T | PRECAST REINFORCED CONCRETE OUTLET | BARRIER REFLECTOR, TYPE A2 (BI-DIRECTIONAL) |
| | | FROM | TO | | FT | FT | EACH | SY | CY | FT | EACH | EACH | EACH | EACH |
| R-1 | 7 | 11+44.45 | 12+48.37 | LT | 90 | | | | | | | | | |
| R-2 | 7 | 11+39.50 | 11+97.09 | RT | 63 | | | | | | | | | |
| R-3 | 7 | 12+00.00 | 12+04.00 | LT | | 6 | 1 | | | | | | | |
| GR-1 | 7 | 11+03.68 | 11+44.30 | LT | | | | | | 50.0 | 1 | 1 | 2 | |
| GR-2 | 7 | 11+07.49 | 11+38.66 | RT | | | | | | 50.0 | 1 | 1 | 2 | |
| GR-3 | 7 | 11+99.79 | 12+60.00 | LT | | | | | | 62.5 | 1 | 1 | 2 | |
| GR-4 | 7 | 11+86.76 | 12+20.49 | RT | | | | | | 50.0 | 1 | 1 | 2 | |
| D-1 | 7 | 11+36.52 | | LT | | | | 2 | | | | | 1 | |
| D-2 | 7 | 12+12.55 | | LT | | | | 2 | | | | | 1 | |
| D-3 | 7 | 11+97.12 | 12+06.75 | LT | | | | | 3 | | | | | |
| TOTALS CARRIED TO GENERAL SUMMARY | | | | | 153 | 6 | 1 | 4 | 3 | 212.5 | 4 | 4 | 2 | 8 |

PAVEMENT CALCULATIONS

| STATION | | PLANIMETERED AREAS | 204 | 254 | 301 | 407 | 441 |
|--|----------|--------------------|---------------------|------------------------------------|-----------------------|-----------|---------------------------------|
| | | | SUBGRADE COMPACTION | PAVEMENT PLANING, ASPHALT CONCRETE | ASPHALT CONCRETE BASE | TACK COAT | ASPHALT CONCRETE SURFACE COURSE |
| FROM | TO | SF | SY | SY | TON | GAL | TON |
| 10+85.00 | 11+33.24 | 1,127 | | 125 | | 13 | 14 |
| 10+85.00 | 11+43.37 | 697 | | | | 8 | 10 |
| 10+85.00 | 11+43.37 | 736 | | | 20 | | |
| 10+85.00 | 11+43.37 | 775 | 86 | | 20 | | |
| 11+90.60 | 12+42.00 | 522 | | | | 6 | 8 |
| 11+90.60 | 12+42.00 | 556 | | | 14 | | |
| 11+90.60 | 12+42.00 | 591 | 66 | | 16 | | |
| 12+01.60 | 12+42.00 | 776 | | 86 | | 9 | 10 |
| TOTALS CARRIED TO GENERAL SUMMARY | | | 152 | 211 | 70 | 36 | 42 |

TRAFFIC CONTROL QUANTITIES

| REF NO. | SHEET NO. | STATION | | SIDE | 630 | | | 642 | 646 | 642 | 646 | 642 |
|--|-----------|----------|----------|------|---|---|------------------------------------|----------------------|----------------------|-------------------------------|-------------------------------|----------------|
| | | | | | REMOVAL OF GROUND MOUNTED SIGN AND DISPOSAL | REMOVAL OF GROUND MOUNTED SIGN AND REERECTION | GROUND MOUNTED SUPPORT, NO. 3 POST | EDGE LINE, WHITE, 4" | EDGE LINE, WHITE, 4" | CENTER LINE, SOLID DOUBLE, 4" | CENTER LINE, SOLID DOUBLE, 4" | STOP LINE, 24" |
| | | FROM | TO | | EACH | EACH | FT | MILE | MILE | MILE | MILE | FT |
| R-1 | 19 | 11+34.79 | | RT | 1 | | | | | | | |
| R-2 | 19 | 11+31.73 | | LT | 1 | | | | | | | |
| R-3 | 19 | 12+21.40 | | LT | 1 | | | | | | | |
| R-4 | 19 | 12+02.82 | | RT | 1 | | | | | | | |
| S-1 | 19 | 11+25.46 | | RT | | 1 | 12 | | | | | |
| S-2 | 19 | 12+21.40 | | LT | | 1 | 12 | | | | | |
| EL-1 | 19 | 10+85.00 | 12+42.00 | LT | | | | 0.02 | 0.01 | | | |
| EL-2 | 19 | 10+85.00 | 12+42.00 | RT | | | | 0.03 | 0.01 | | | |
| CL-1 | 19 | 10+66.00 | 12+42.00 | CL | | | | | | 0.02 | 0.01 | |
| SL-1 | 19 | 10+66.00 | | LT | | | | | | | | 21 |
| TOTALS CARRIED TO GENERAL SUMMARY | | | | | 4 | 2 | 24 | 0.05 | 0.02 | 0.02 | 0.01 | 21 |

Z:\2019\191349\CAD\191349_OVERBROOKBRIDGE\Design\Roadway\Sheets\191349_G0001.dgn Sheet 3/12/2020 4:16:09 PM jpcarrrol

CALCULATED
MDS
CHECKED
JAH

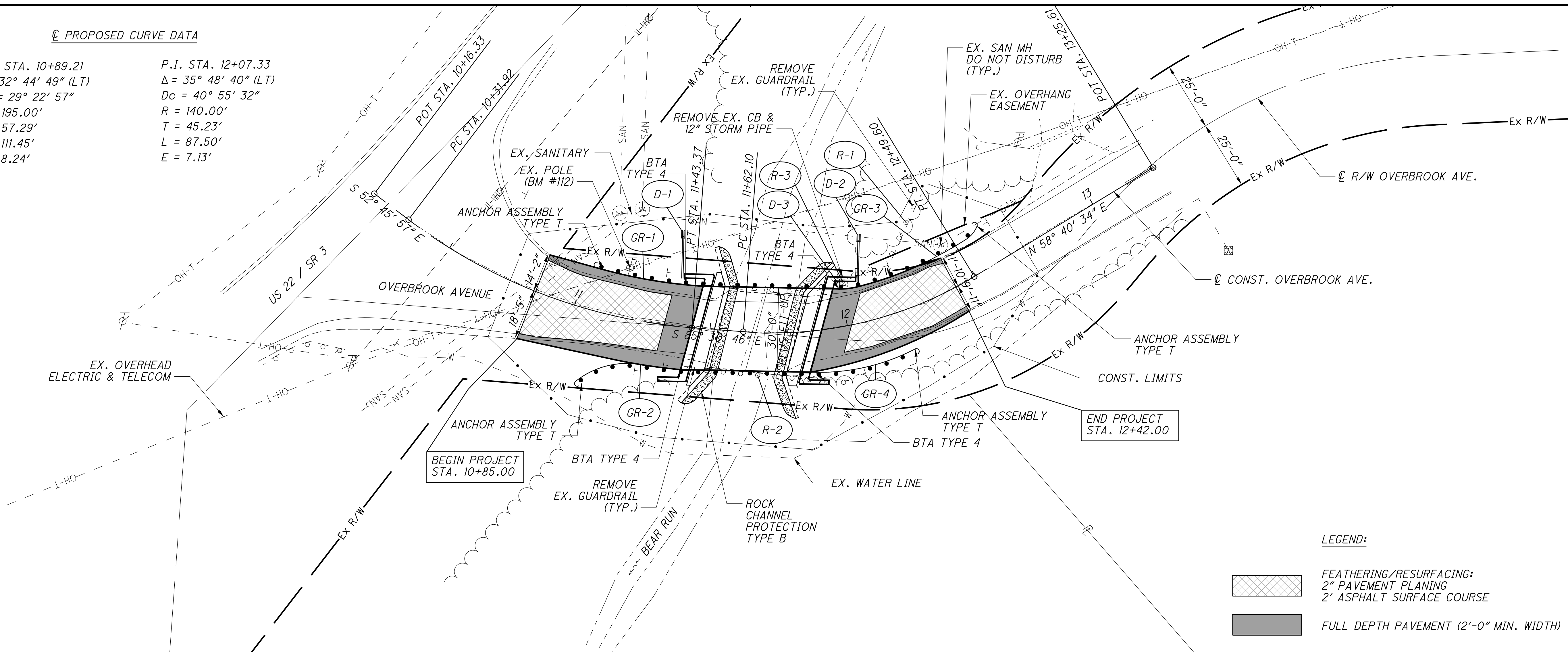
ESTIMATED QUANTITIES

WAR - TR0208 - 0.02

PROPOSED CURVE DATA

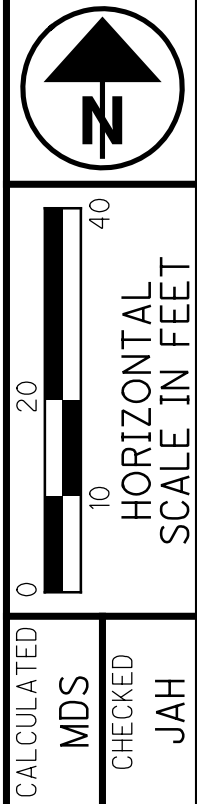
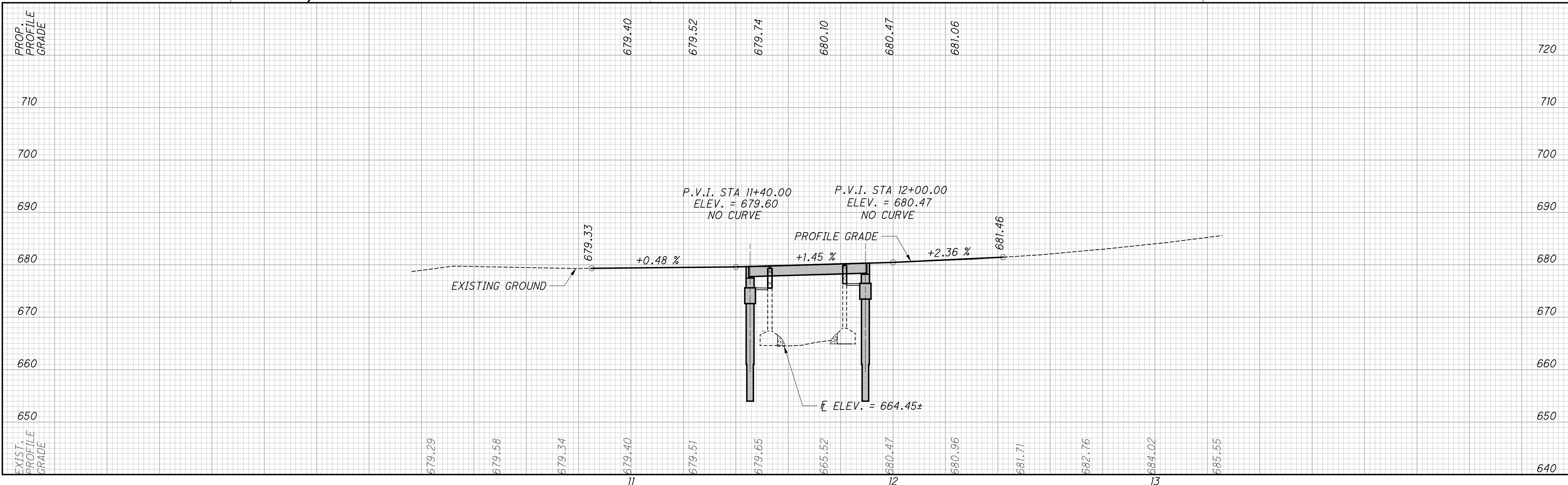
P.I. STA. 10+89.21
 $\Delta = 32^\circ 44' 49''$ (LT)
 $Dc = 29^\circ 22' 57''$
 $R = 195.00'$
 $T = 57.29'$
 $L = 111.45'$
 $E = 8.24'$

P.I. STA. 12+07.33
 $\Delta = 35^\circ 48' 40''$ (LT)
 $Dc = 40^\circ 55' 32''$
 $R = 140.00'$
 $T = 45.23'$
 $L = 87.50'$
 $E = 7.13'$



LEGEND:

- FEATHERING/RESURFACING:
2" PAVEMENT PLANING
2" ASPHALT SURFACE COURSE
- FULL DEPTH PAVEMENT (2'-0" MIN. WIDTH)



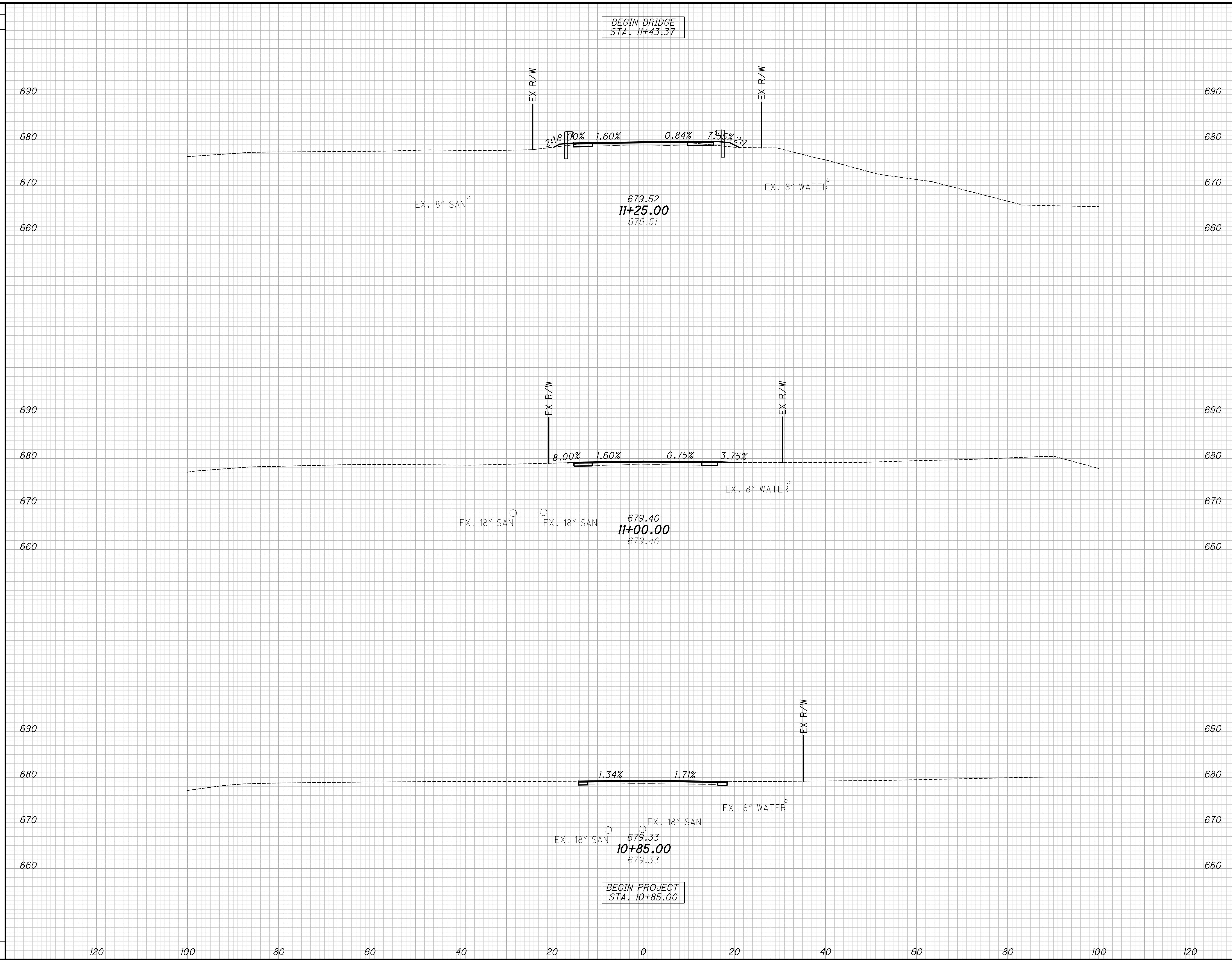
PLAN AND PROFILE
 STA. 10+16.33 TO STA. 13+25.61

WAR-TR2080-0.02
 7/32

Z:\2019\191349_OVERBROOKBRIDGE\Design\Roadway\Sheets\191349_GP001.dgn Sheet 3/12/2020 4:16:23 PM jpcarrroll

Z:\2019\191349_OVERBROOKBRIDGE\Design\Roadway\Sheets\191349_XS001.dgn Sheet 3/12/2020 4:16:27 PM jpcarrroll

| SEEDING | |
|-----------|----------|
| END WIDTH | SO. YDS. |
| 23 | |
| 11 | |
| 25 | |
| 7 | |
| 6 | |
| 0 | |



| END AREA | VOLUME | CALCULATED | |
|----------|--------|------------|------|
| | | CUT | FILL |
| 5 | 6 | 4 | 5 |
| 5 | 4 | 5 | 4 |
| 5 | 1 | 5 | 1 |
| 3 | 1 | 3 | 1 |
| 3 | 0 | 3 | 0 |

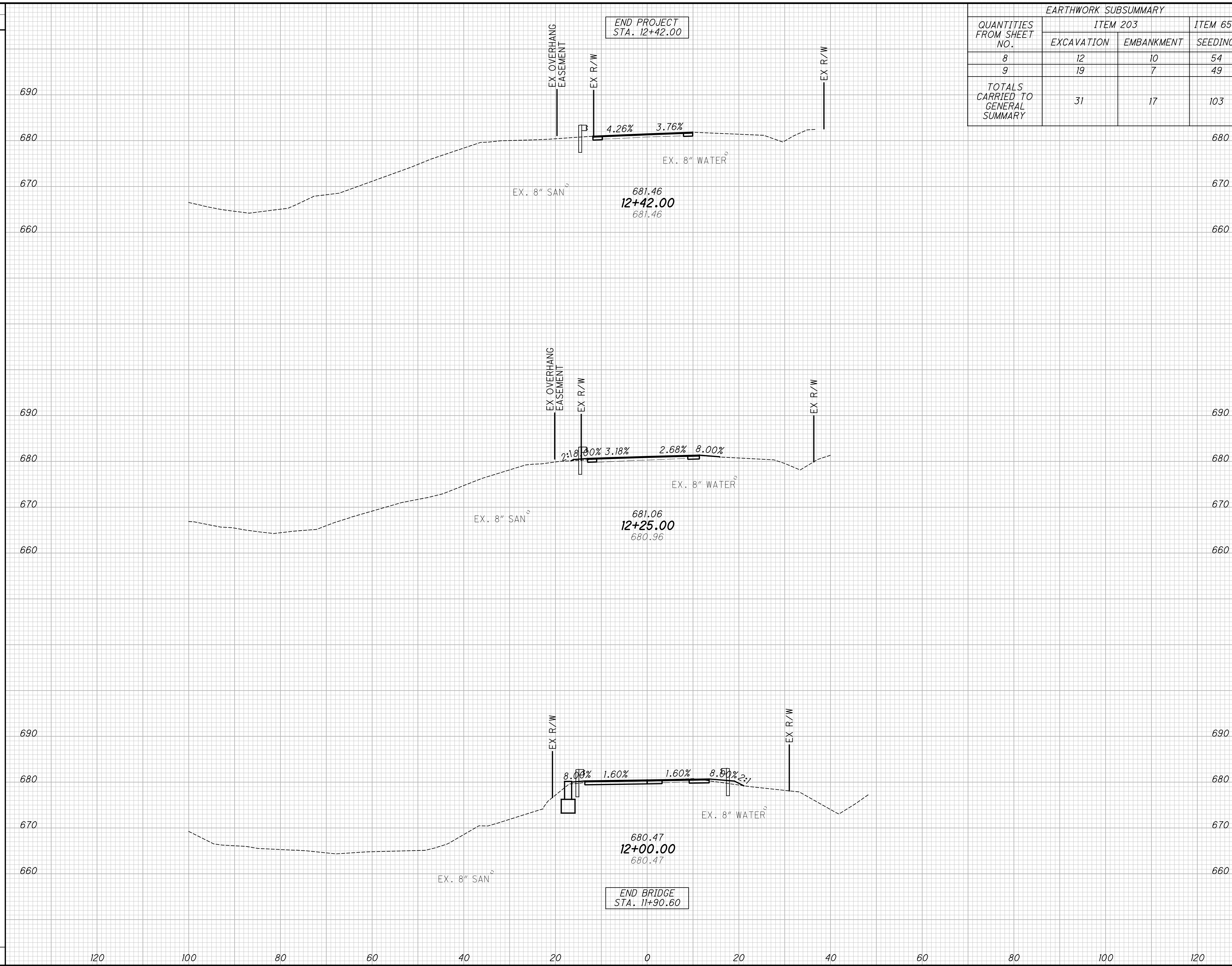
CROSS SECTIONS
STA. 10+85.00 TO STA. 11+25.00

WAR - TR2080 - 0.02

8 / 32

Z:\2019\191349_OVERBROOKBRIDGE\Design\Roadway\Sheets\191349_XS001.dgn Sheet 3/12/2020 4:33:23 PM jpcarrroll

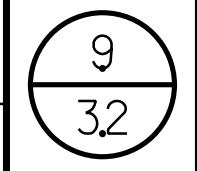
| SEEDING | |
|-----------|----------|
| END WIDTH | SO. YDS. |
| 0 | |
| 9 | |
| 9 | |
| 28 | |
| 11 | |
| 12 | |



| EARTHWORK SUBSUMMARY | | | |
|-----------------------------------|------------|------------|----------|
| QUANTITIES FROM SHEET NO. | ITEM 203 | | ITEM 659 |
| | EXCAVATION | EMBANKMENT | SEEDING |
| 8 | 12 | 10 | 54 |
| 9 | 19 | 7 | 49 |
| TOTALS CARRIED TO GENERAL SUMMARY | 31 | 17 | 103 |

| END AREA | VOLUME | CALCULATED | |
|----------|--------|------------|------|
| | | CUT | FILL |
| 4 | 0 | 3 | 1 |
| 4 | 2 | 10 | 4 |
| 17 | 5 | 6 | 2 |

CROSS SECTIONS
STA. 12+00.00 TO STA. 12+42.00
WAR-TR2080-0.02



NOTES

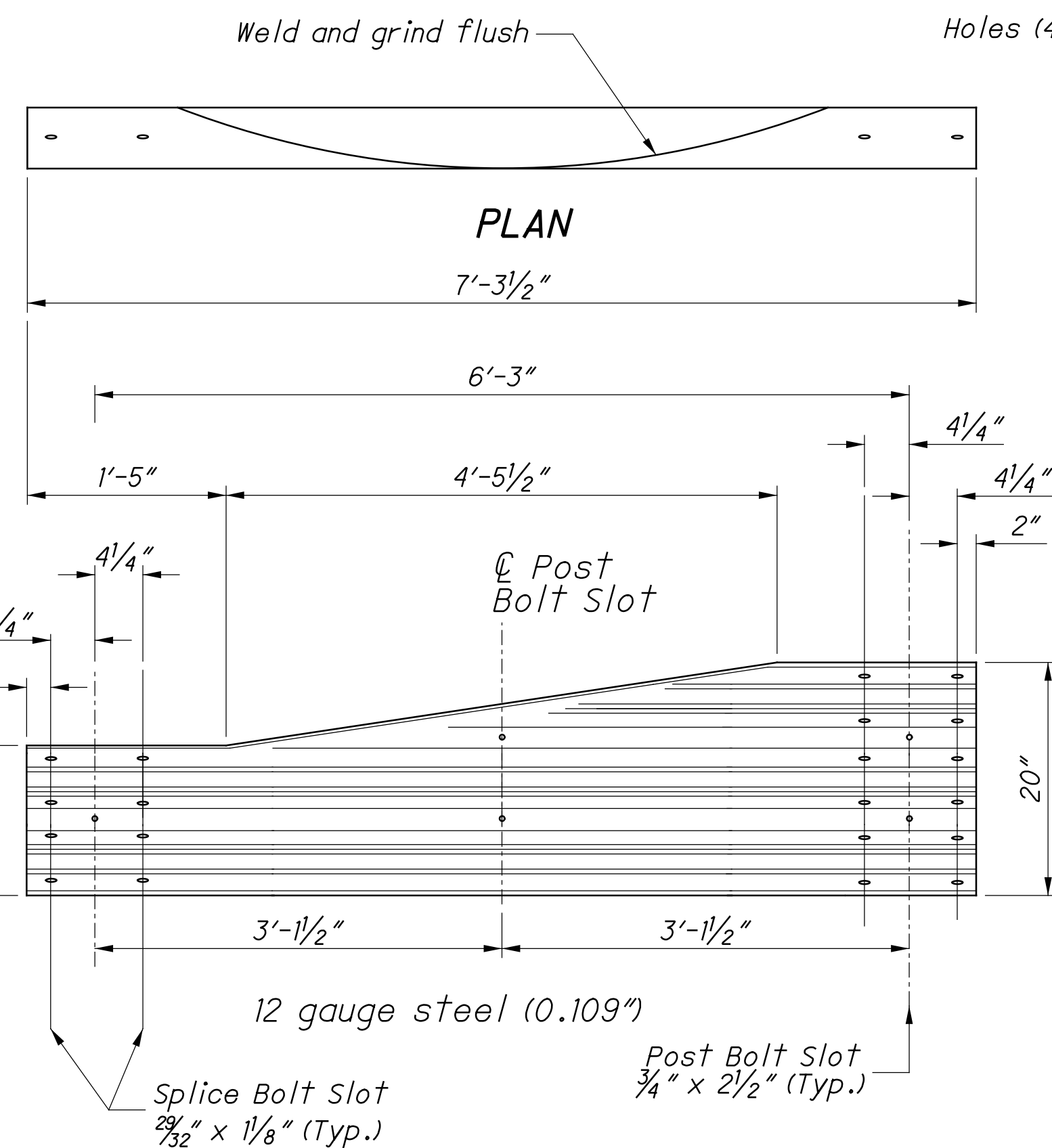
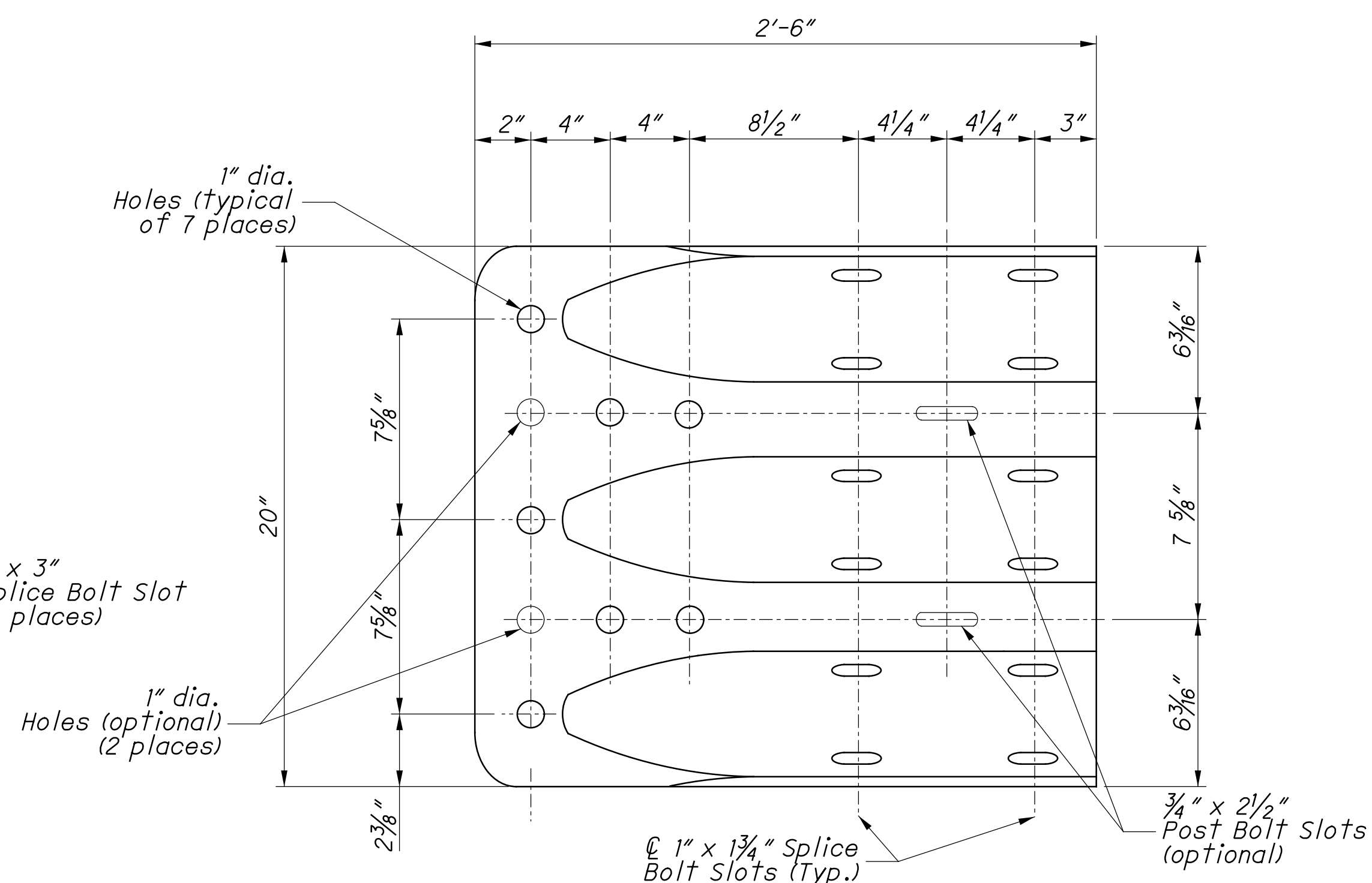
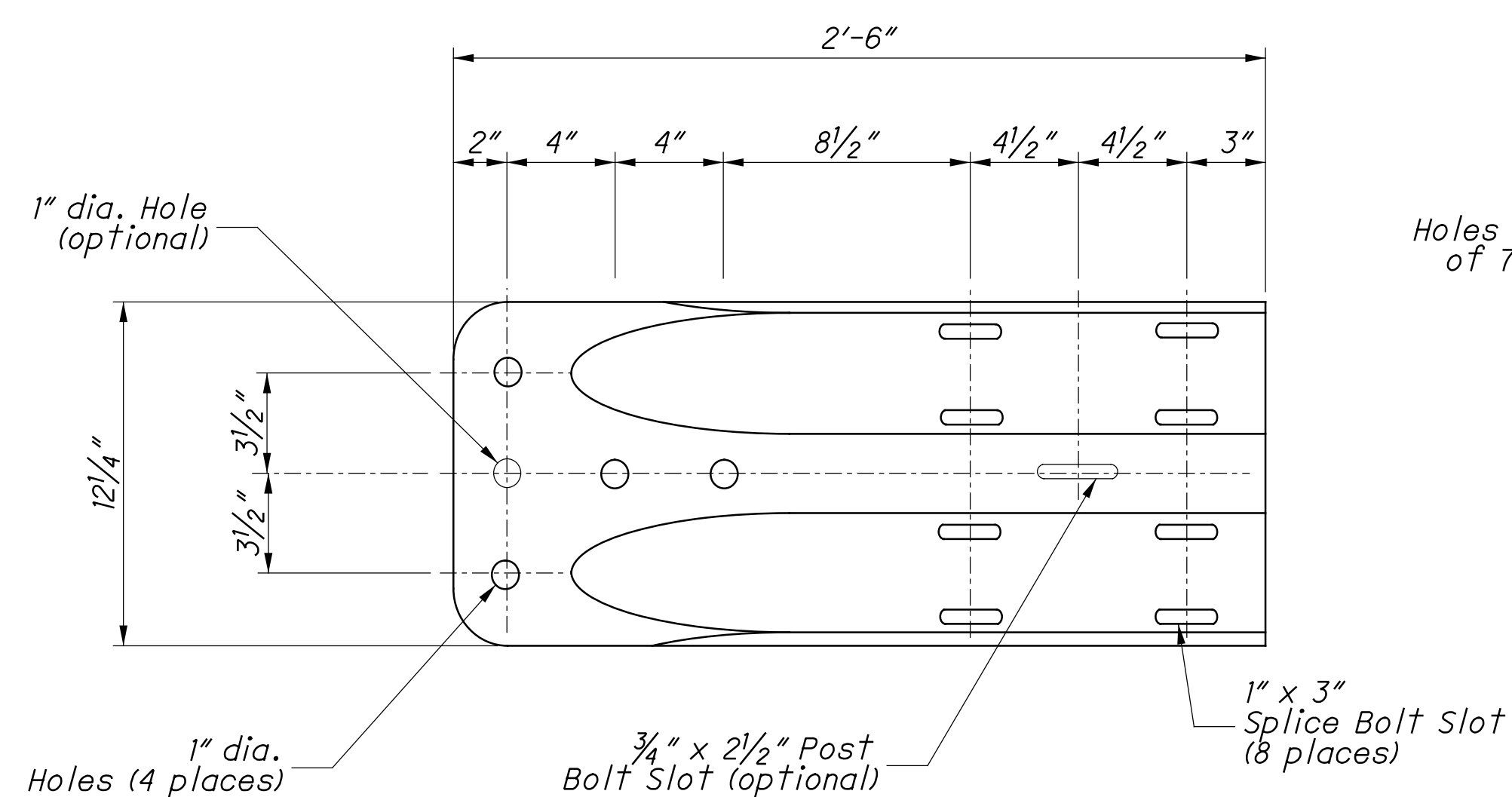
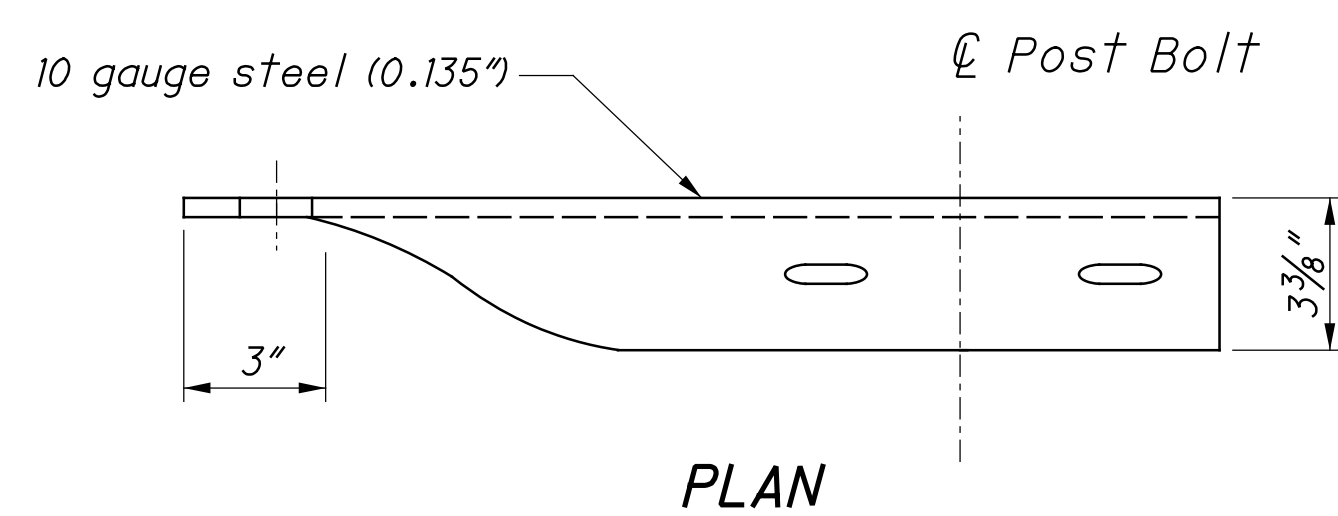
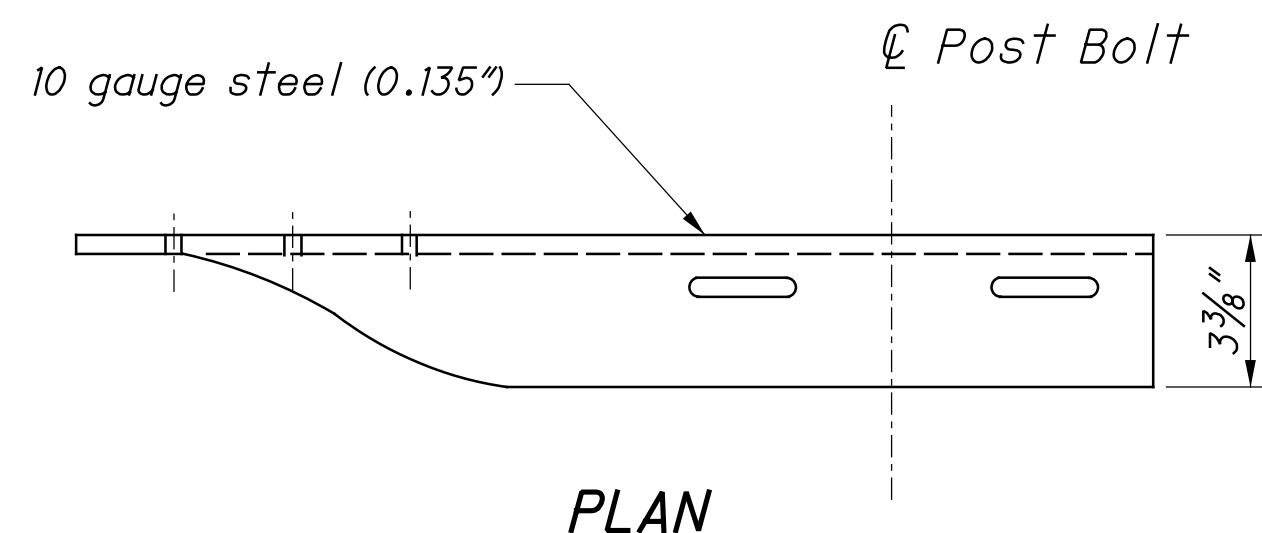
GENERAL: Components shown on this drawing are used in a variety of guardrail systems. See individual guardrail drawing for specific applications.

See CMS 606 for guardrail specifications not covered on these drawings.

Refer to AASHTO M 180 for dimensional details of W-Beam and Thrie-Beam rail elements, related buffer and end sections, beam splices, post and splice bolts, nuts, and Type 1 W-Beam to Thrie-Beam Transition sections.

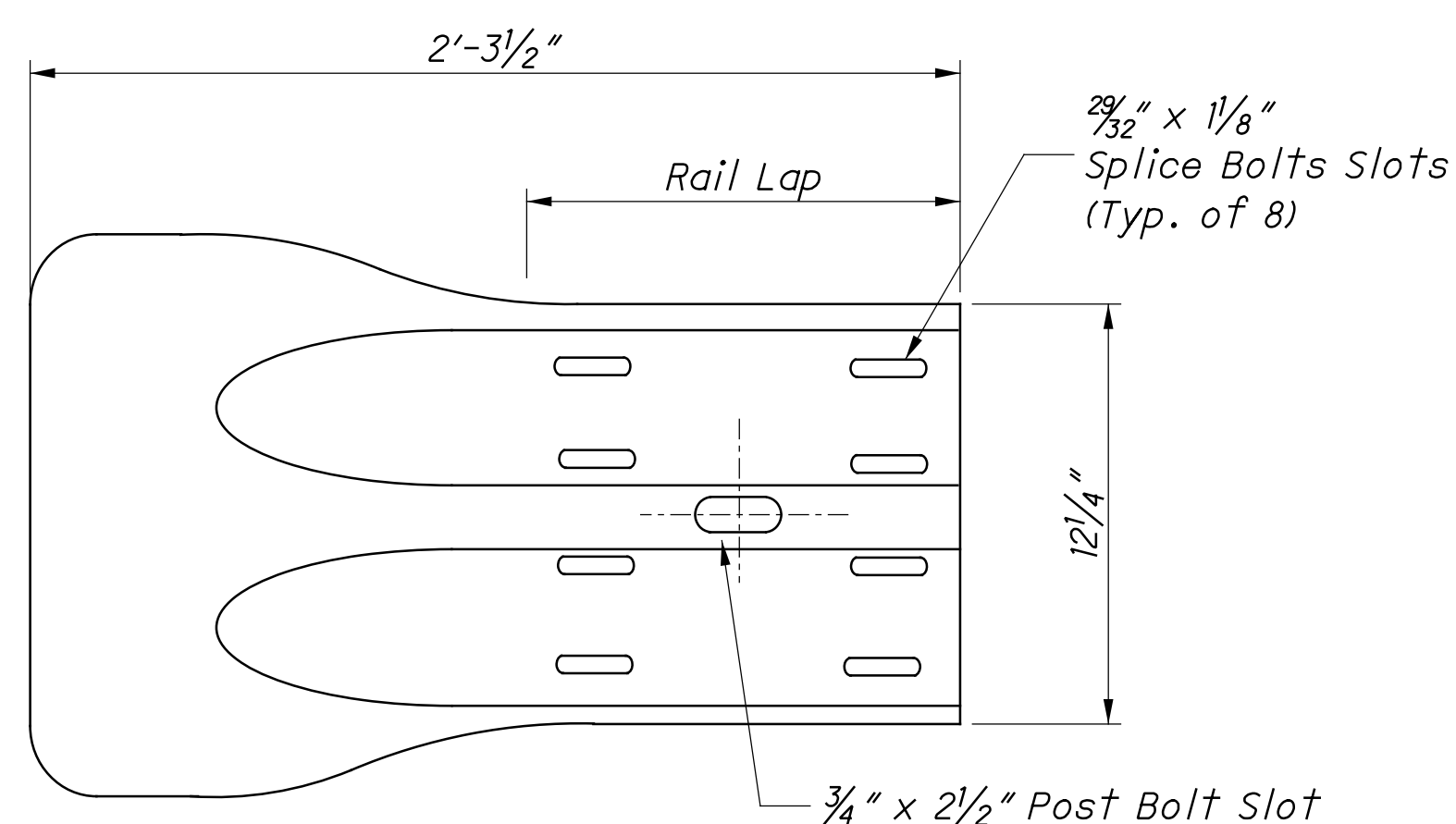
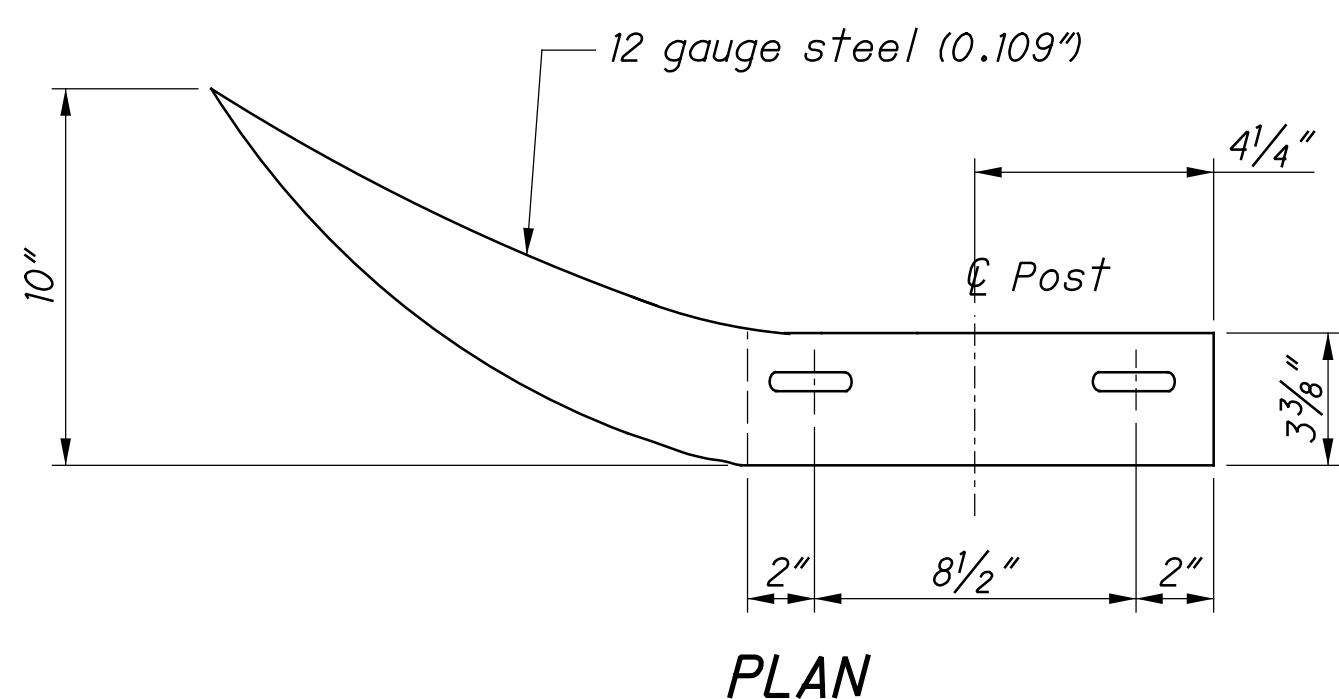
RAIL ELEMENTS: W-Beam Rail has an effective length of 12'-6" unless otherwise specified, with 3/4" x 2 1/2" post bolt slots on 6'-3" centers regardless of post spacing. Field punch or drill bolt holes or slots for irregularly spaced posts as specified in CMS 606.04.

RAIL SPLICES: Lap splices between two rail elements or between a rail and terminal connector in the direction of traffic. Lap the buffer or flared end sections in the direction of traffic.



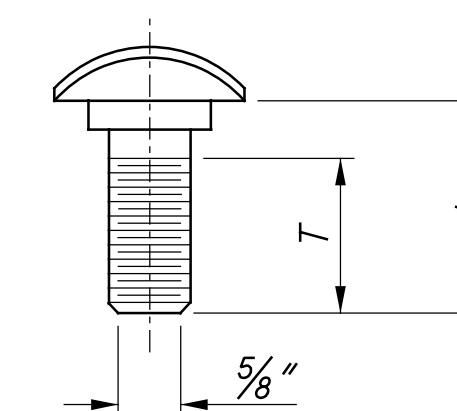
**ELEVATION
TYPE 2 TRANSITION SECTION
(Asymmetric W to Thrie-Beam)**

For details of Type 1 Transition Section (Symmetric), refer to AASHTO M 180, Figure 4.



**ELEVATION
W-BEAM FLARED END SECTION**

**ELEVATION
THRIE-BEAM TERMINAL CONNECTOR**

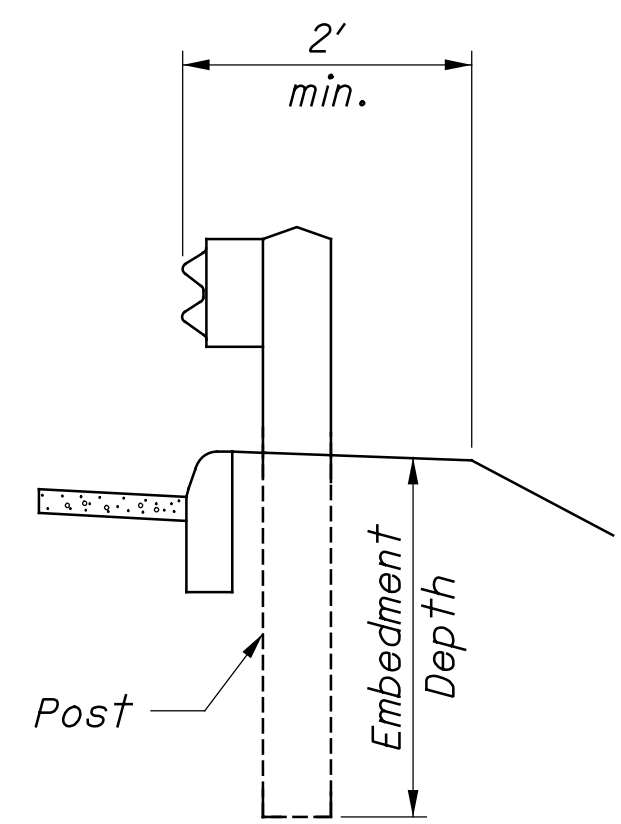


| GUARDRAIL BOLT (For Post and Splice Bolts) | | |
|---|-----------|-------------------|
| L | T min. | Bolt Use |
| 18" (Standard Rail) | 4" | Type 5: WP/WB, PB |
| 26" (Barrier Rail) | | |
| 10" | 4" | Type 5: SP/WB, PB |
| 1 1/4" | 1 1/8" | Splice Bolt |

WP = Wood Post WB = Wood Blockout
SP = Steel Post PB = Plastic Blockout

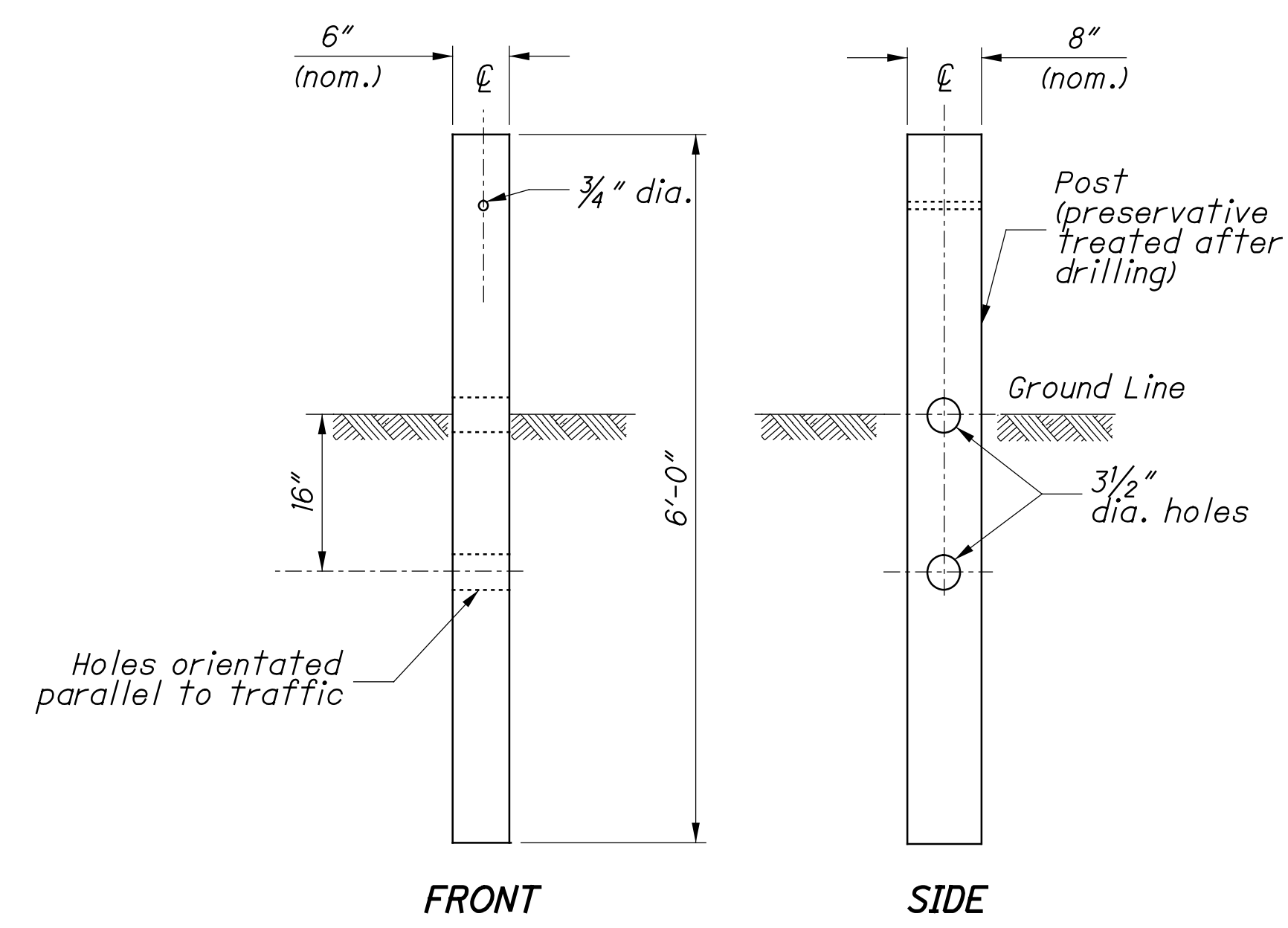
Longer Bolt may be needed for round Wood Post larger than 8" dia.

Z:\2019\191349_CAD\191349_OVERBROOKBRIDGE\Design\Roadway\Sheets\PIS_GR-1.1-18-2013.dgn Sheet 1 3/12/2020 4:16:38 PM jpcarrroll

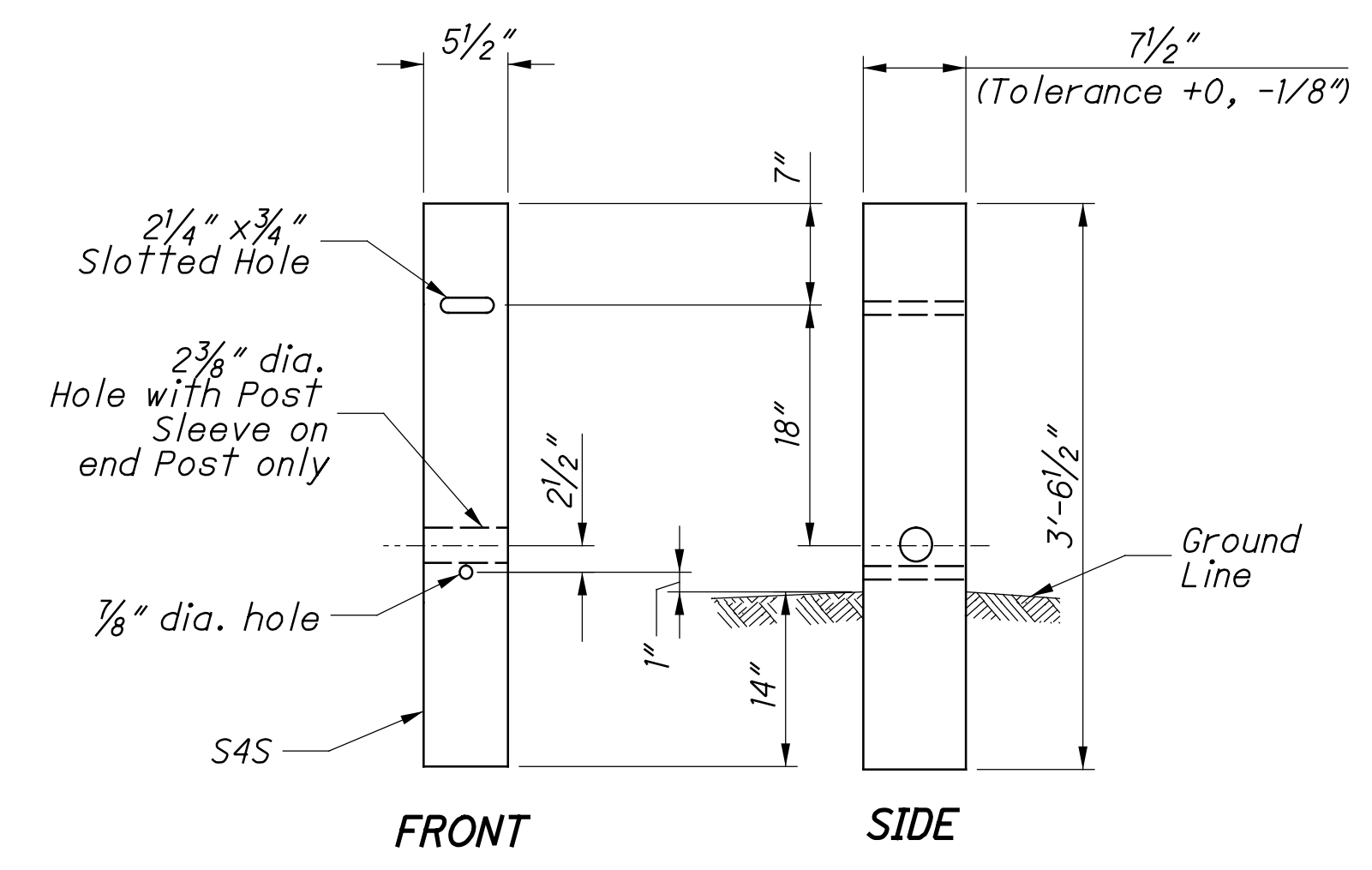


DETAIL A

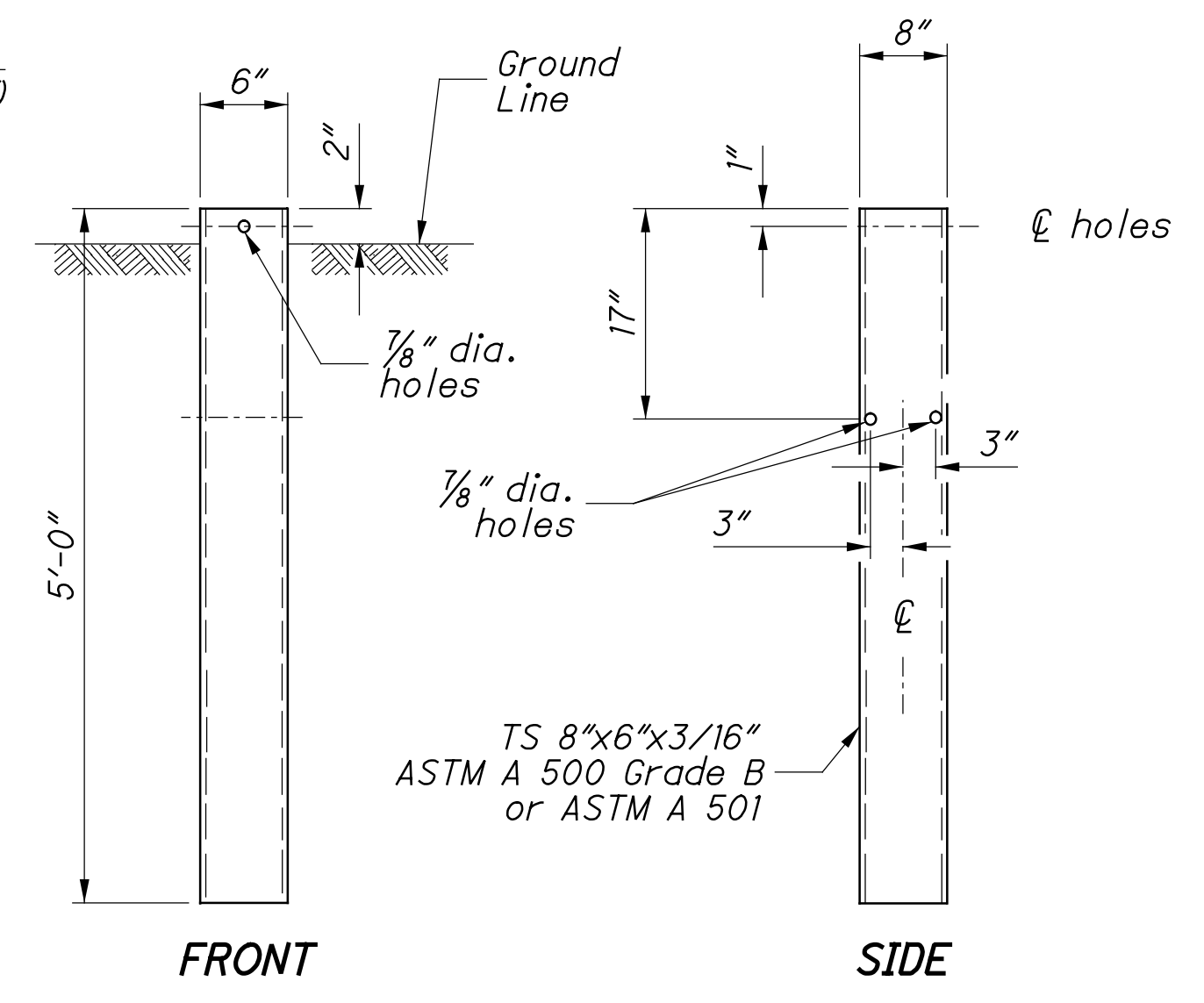
See POST EMBEDMENT DEPTH Note



TYPE 1 BREAKAWAY CRT POST



TYPE 2 BREAKAWAY CRT POST



STEEL GROUND TUBE

NOTES

GUARDRAIL HEIGHT: For initial installation, construct the guardrail within $\pm 1"$ of the standard height, h , or **29"** to the top of W-Beam rail. (See MEASURING GUARDRAIL HEIGHT Detail.)

When subsequent projects, such as resurfacings, affect the height of existing guardrail, the finished height is to be within $\pm 2.5"$ of the standard height.

POST EMBEDMENT DEPTH: Standard embedment is 3'-5" min. Where less than 2' of graded shoulder width (10:1 or flatter) exists, measured from the face of the guardrail (see DETAIL "A"), use longer posts so that a minimum of 5'-5" embedment depth is provided. Payment for the longer posts will be made at the unit price bid for **ITEM 606 - GUARDRAIL POST, 9', Each.**

SPECIAL POST MOUNTINGS: Install posts located over a drainage inlet or structure as shown in the FOOTING ANCHOR Detail, or anchor per the details shown on **SCD GR-2.2.**

Install posts located over a footing with a cover of less than 2'-6" with a footing anchor as detailed here. (A plate, as detailed on SECTION B-B of **SCD GR-2.2**, may be used as an alternative attachment method.) Where the cover is between 2'-6" and 3'-5", the footing anchor may be omitted and the post encased instead with 4" (min.) of concrete.


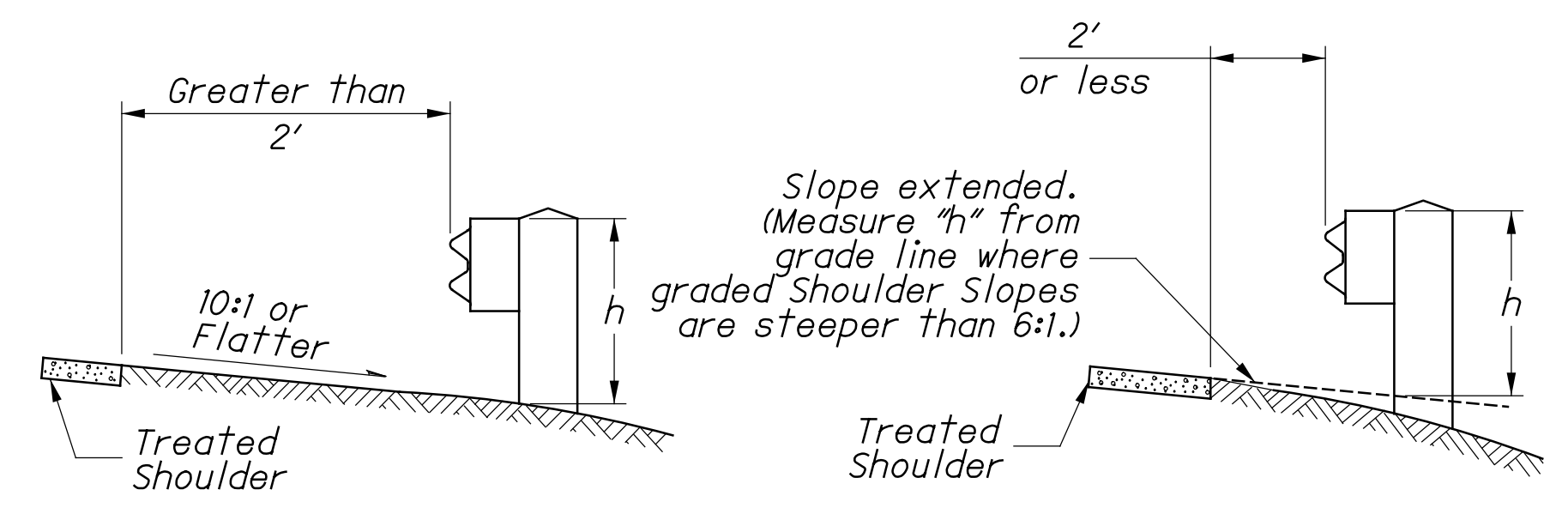
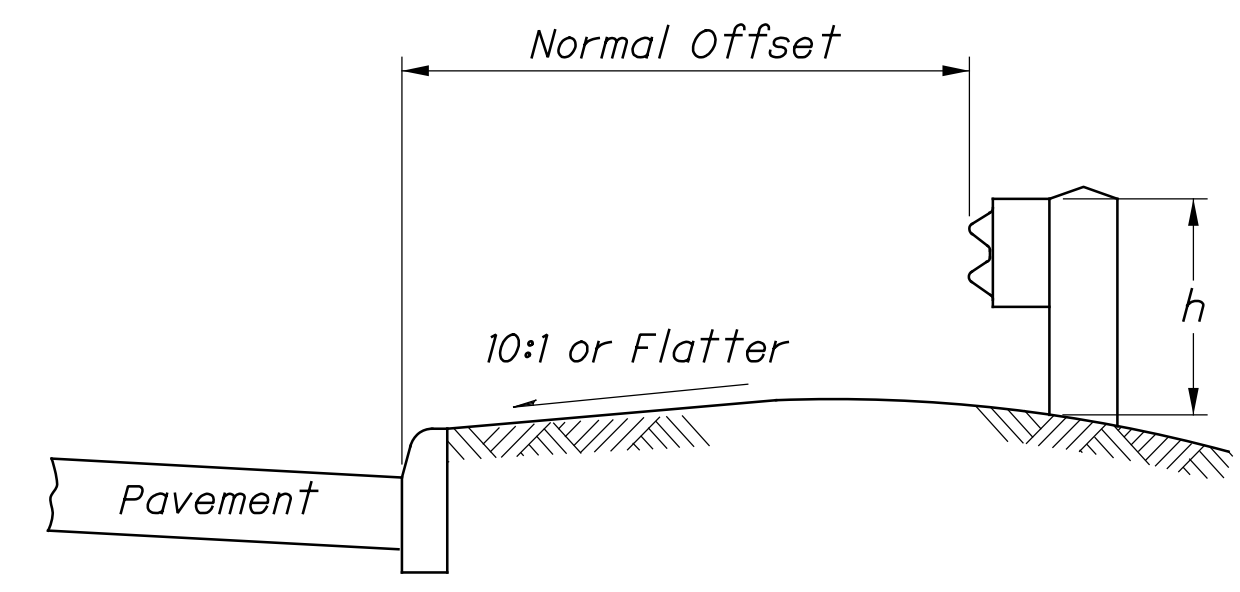
Do not drive posts located over a culvert with less than 4'-3" of cover; instead set in drilled or dug holes. Where the available post embedment depth is less than 3'-5", encase the post with a minimum of 4" concrete.

All costs associated with special post mountings are included in the unit price bid of Item 606 Guardrail of the type specified in the plans.

ANCHORS: Holes and grouting shall comply with CMS 510. Use either cement or non-shrink, nonmetallic grout.

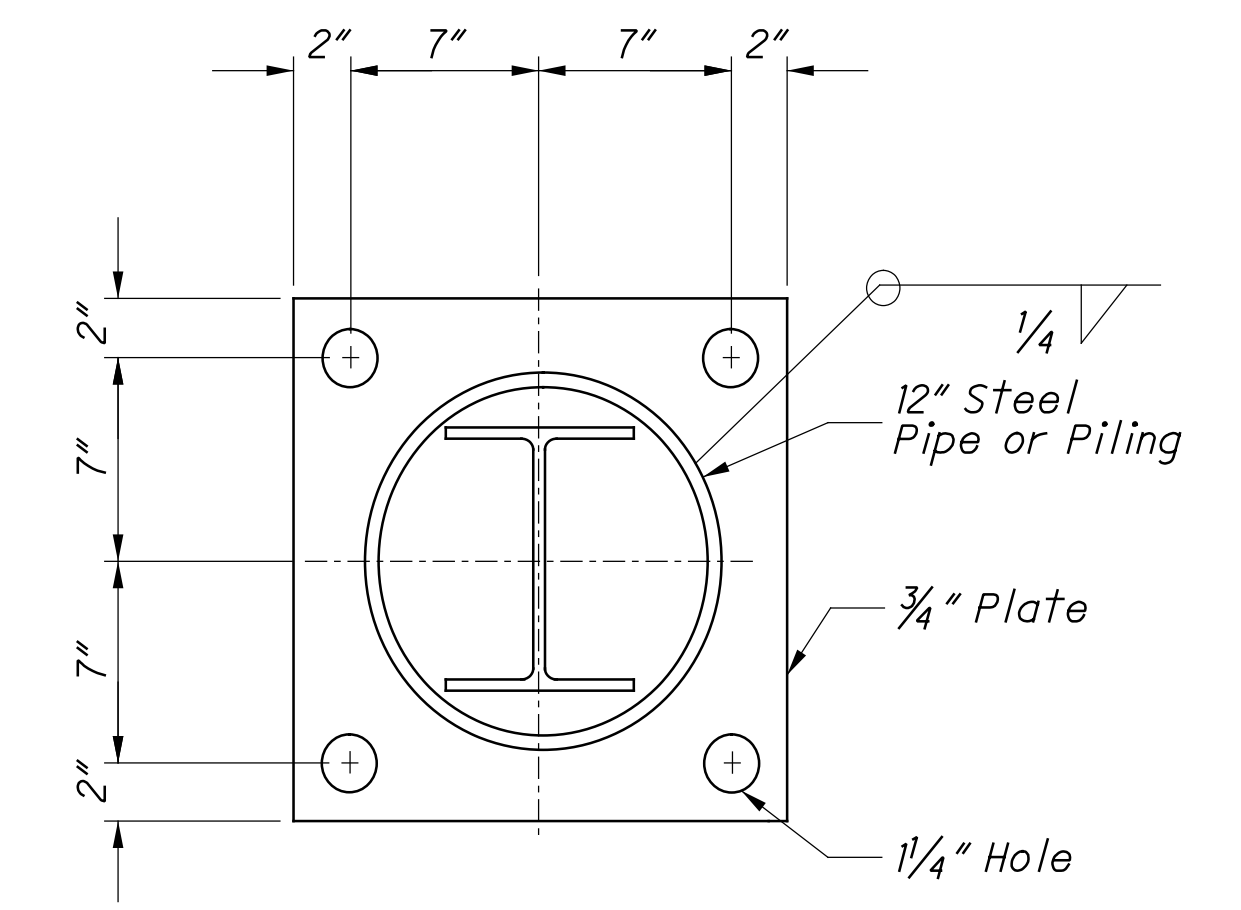
Expansion shield anchors as specified in CMS 712.01 may be substituted except where concrete deterioration has occurred, as determined by the Engineer. Where self-drilling anchors are used, drill the holes with the expansion shield (not by a drill bit) and install the shield flush with the concrete surface.

PROTECTIVE COATING: In lieu of the complying with CMS 710.06, coat expansion shields, anchors and concrete insert anchor assemblies embedded in concrete in accordance with ASTM A 153 or be of stainless steel. Any bolts screwed into these devices shall meet CMS 710.06. (See sheet 3 for Concrete Insert Anchor Assembly Detail.)



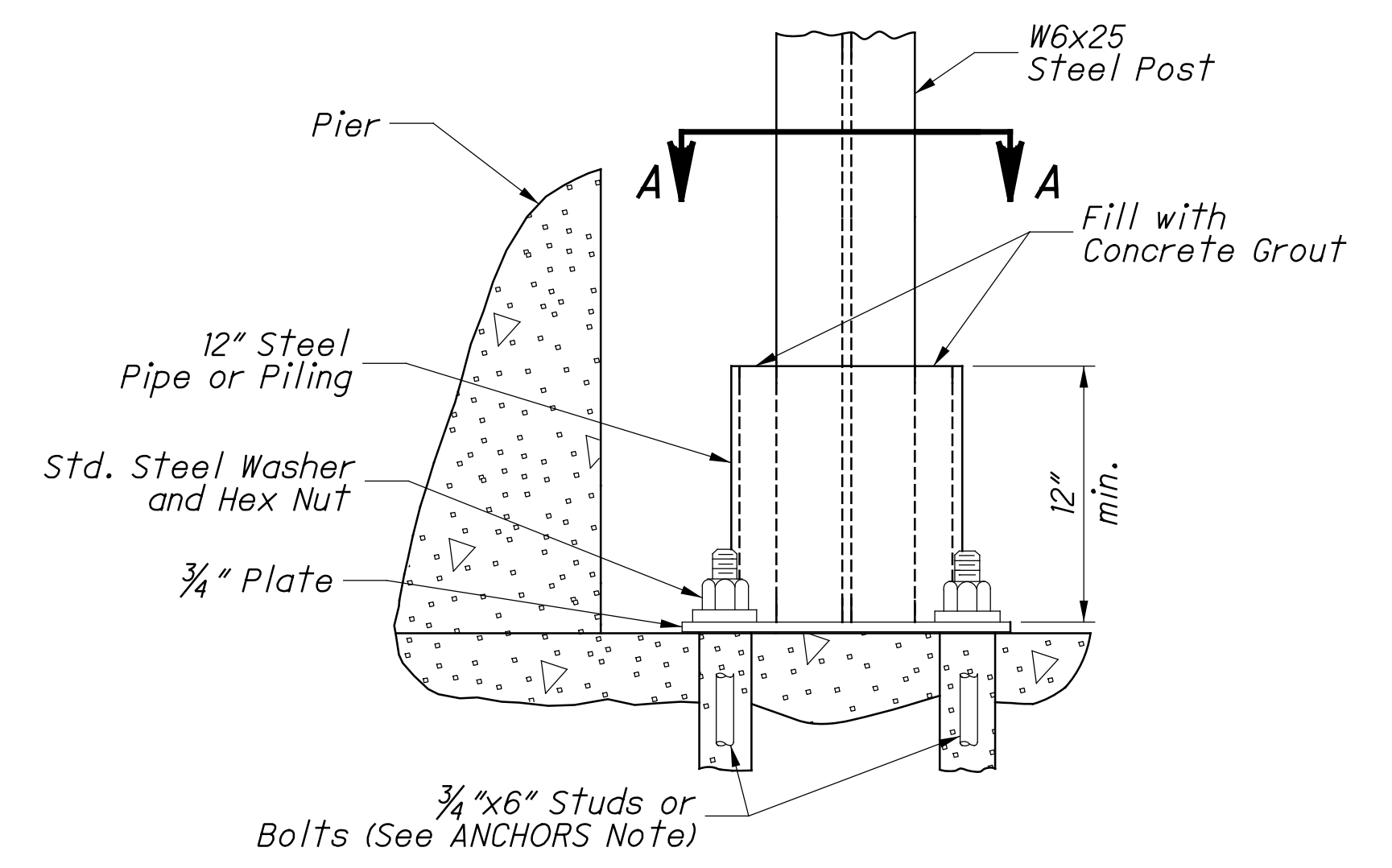
h = Standard Height (See GUARDRAIL HEIGHT Note)

MEASURING GUARDRAIL HEIGHT



Footing Anchor and hardware need not be galvanized

SECTION A-A

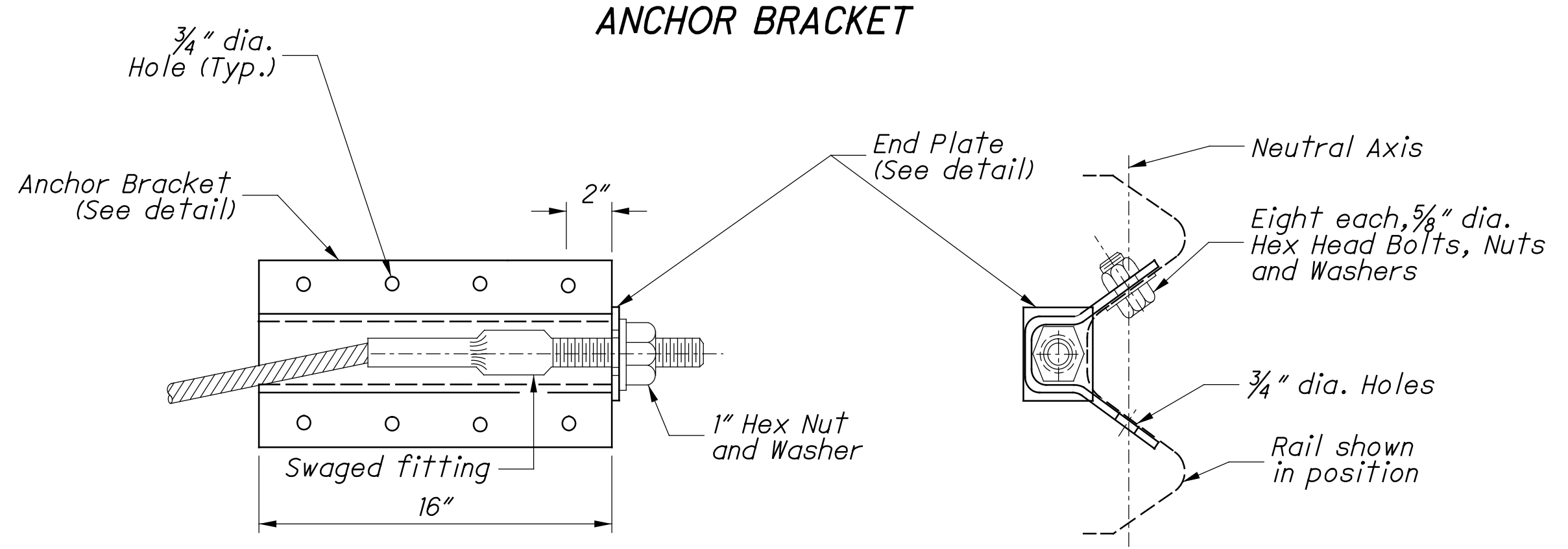
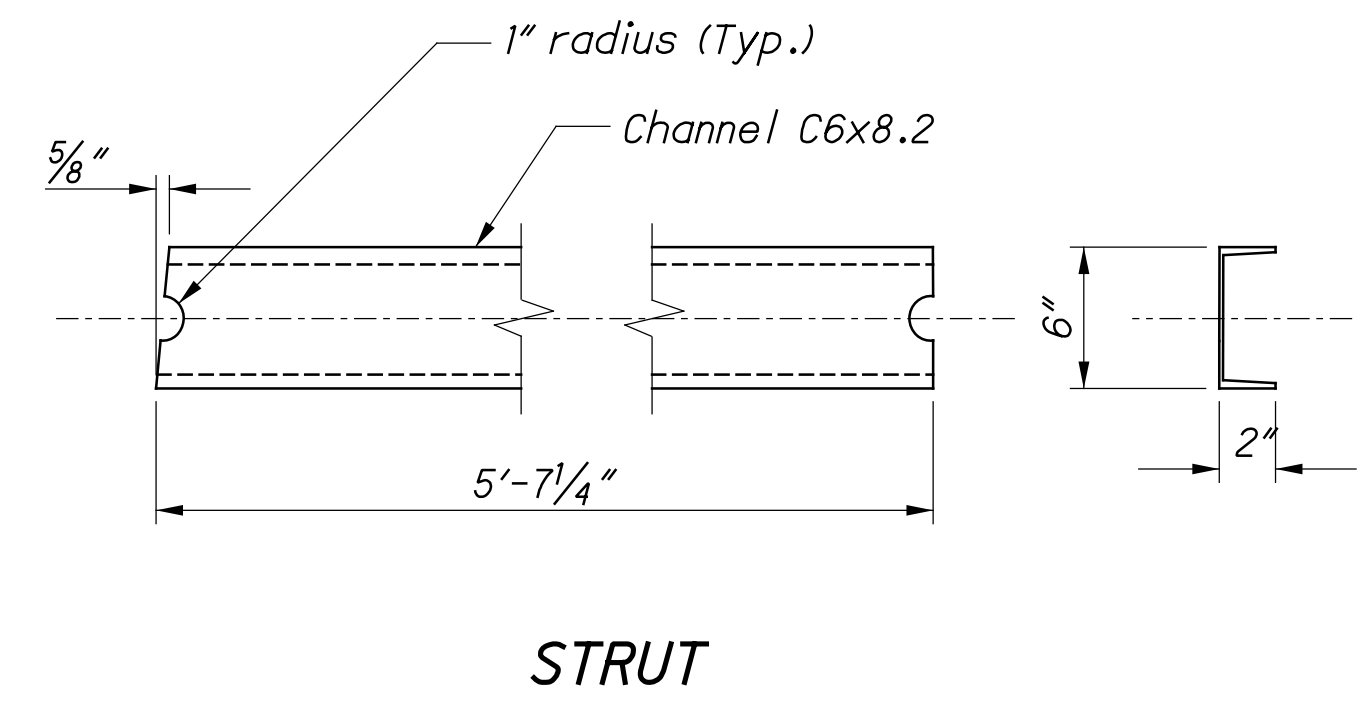
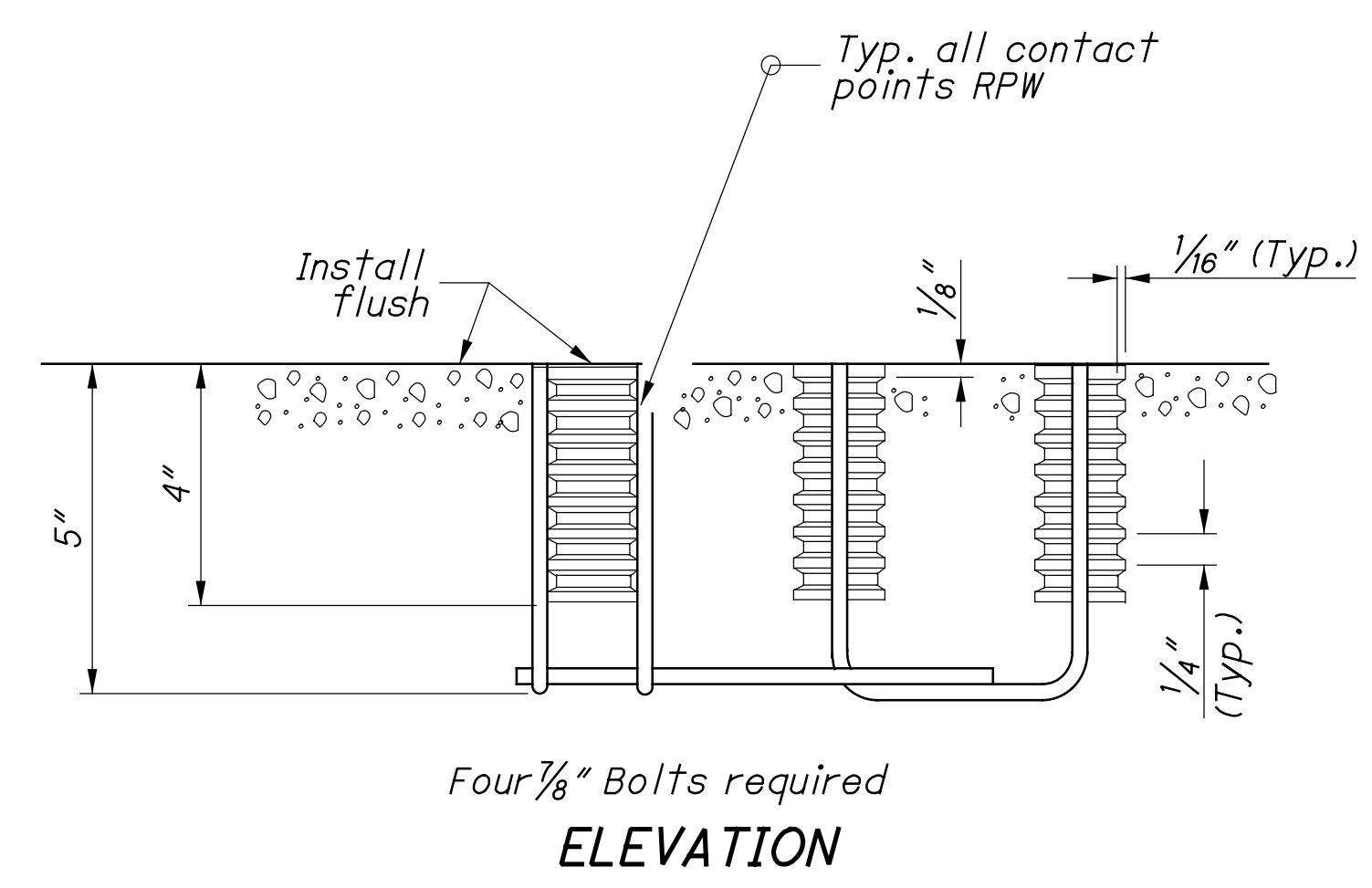
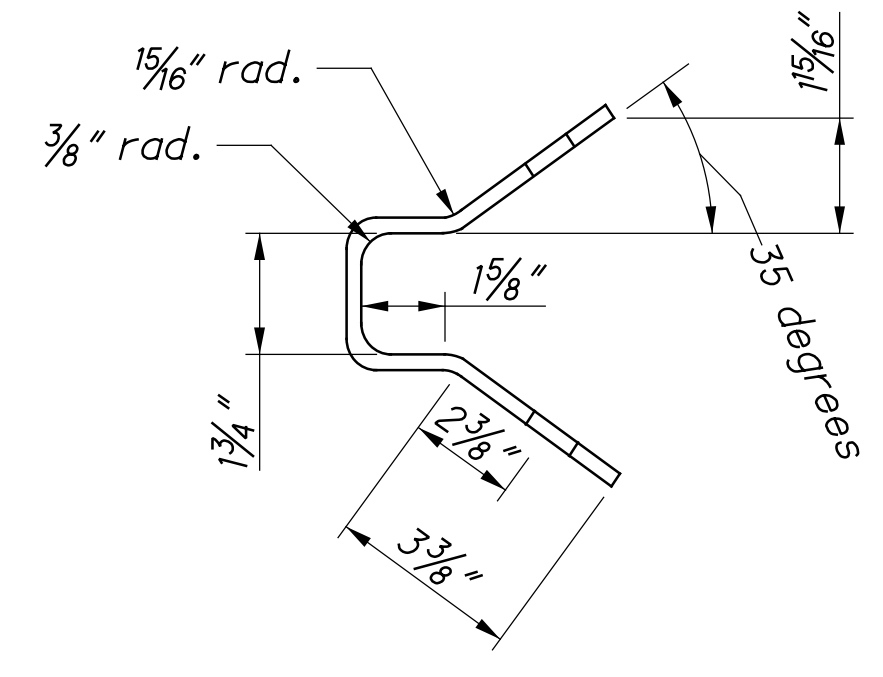
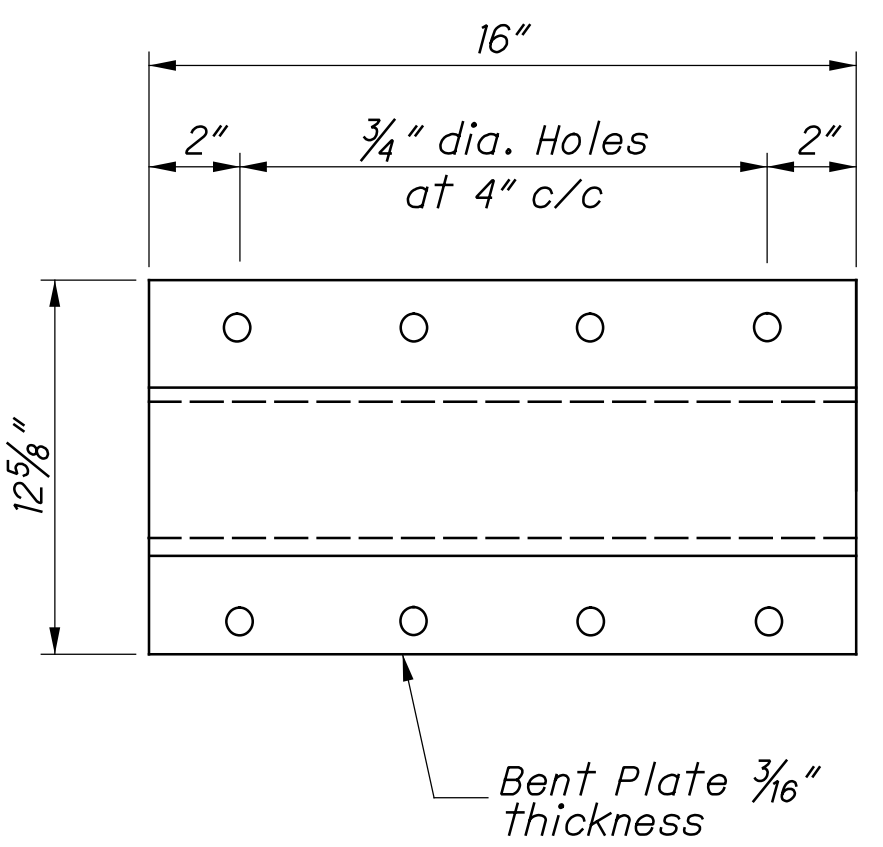
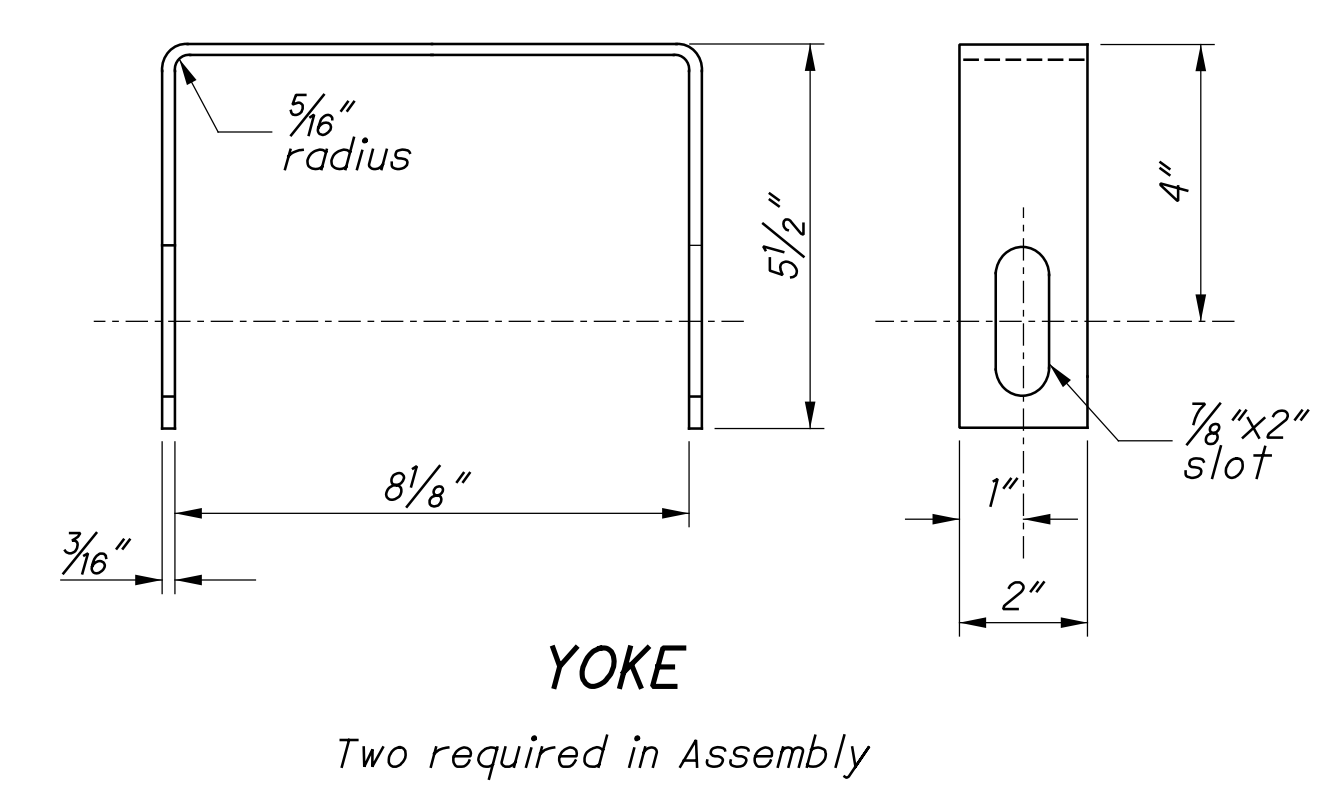
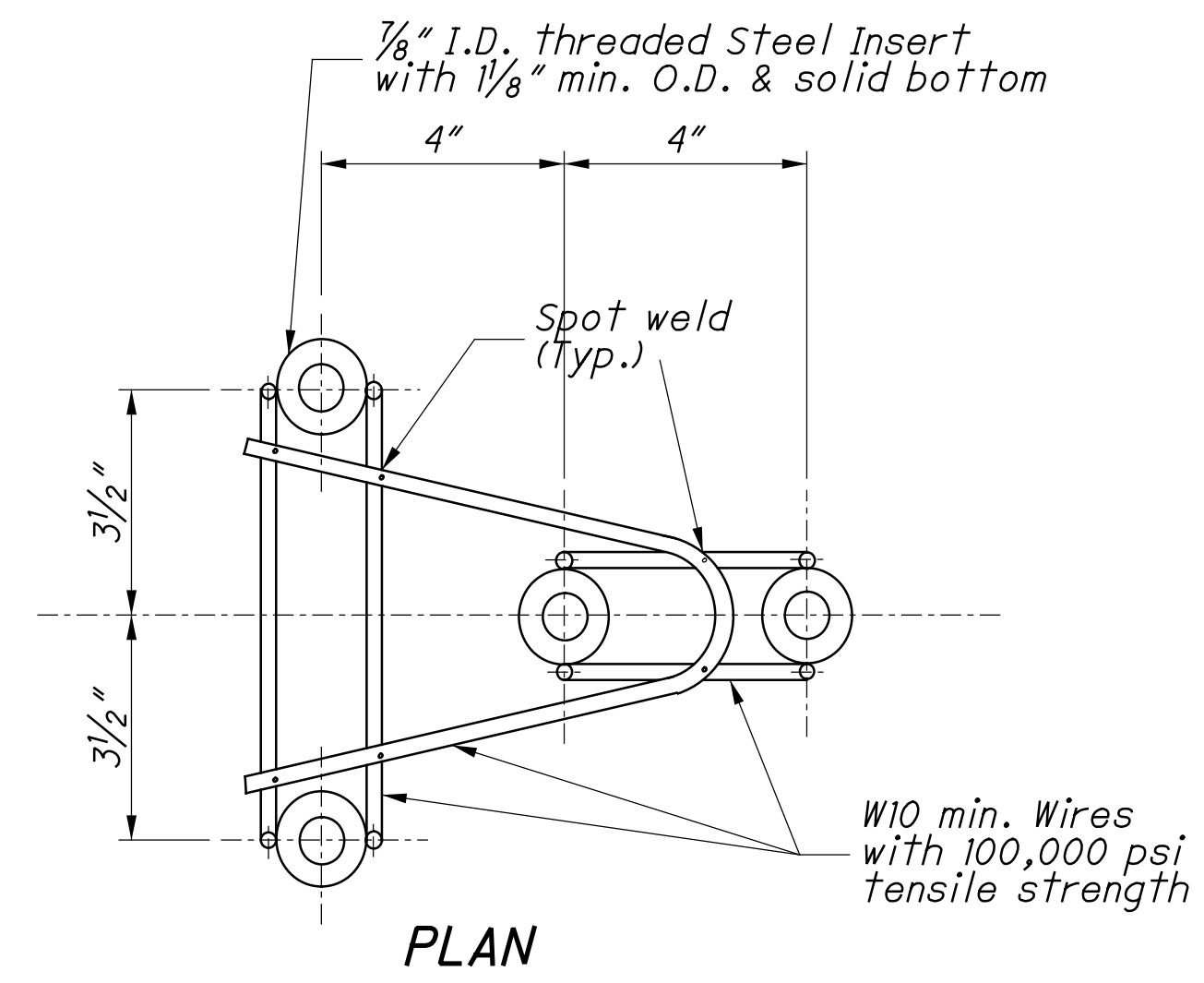
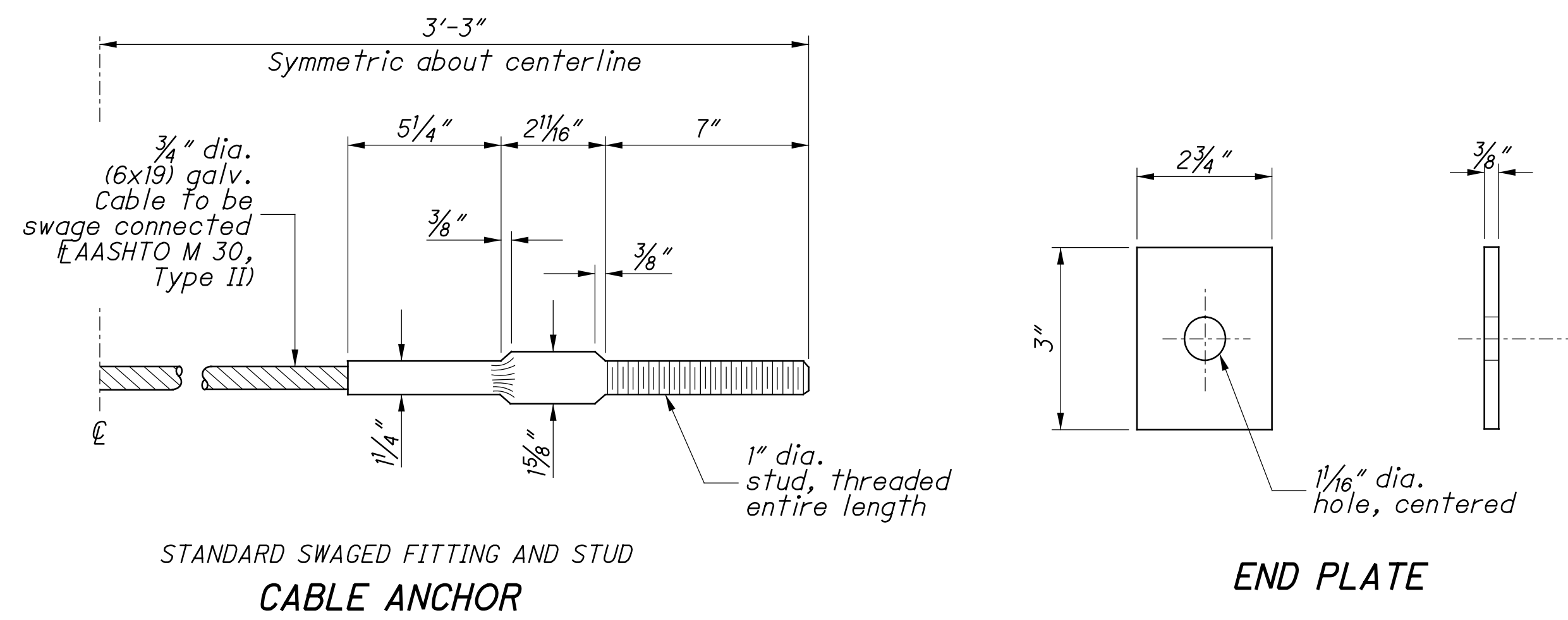


ELEVATION FOOTING ANCHOR

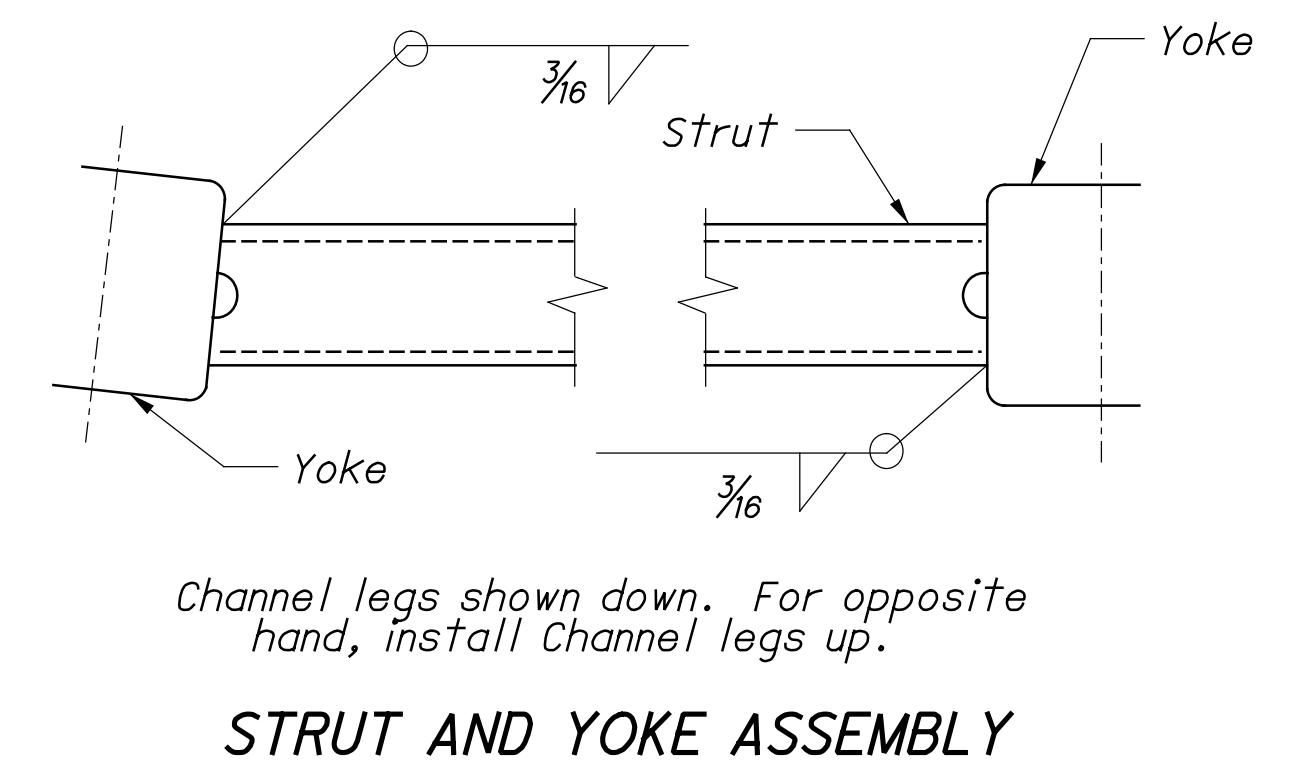
See SPECIAL POST MOUNTINGS Note.

Z:\2019\191349\CAD\191349_OVERBROOKBRIDGE\Design\Roadway\Sheets\PIS_GR-1.1-18-2013.dgn Sheet 2 3/12/2020 4:16:38 PM jpcarrroll

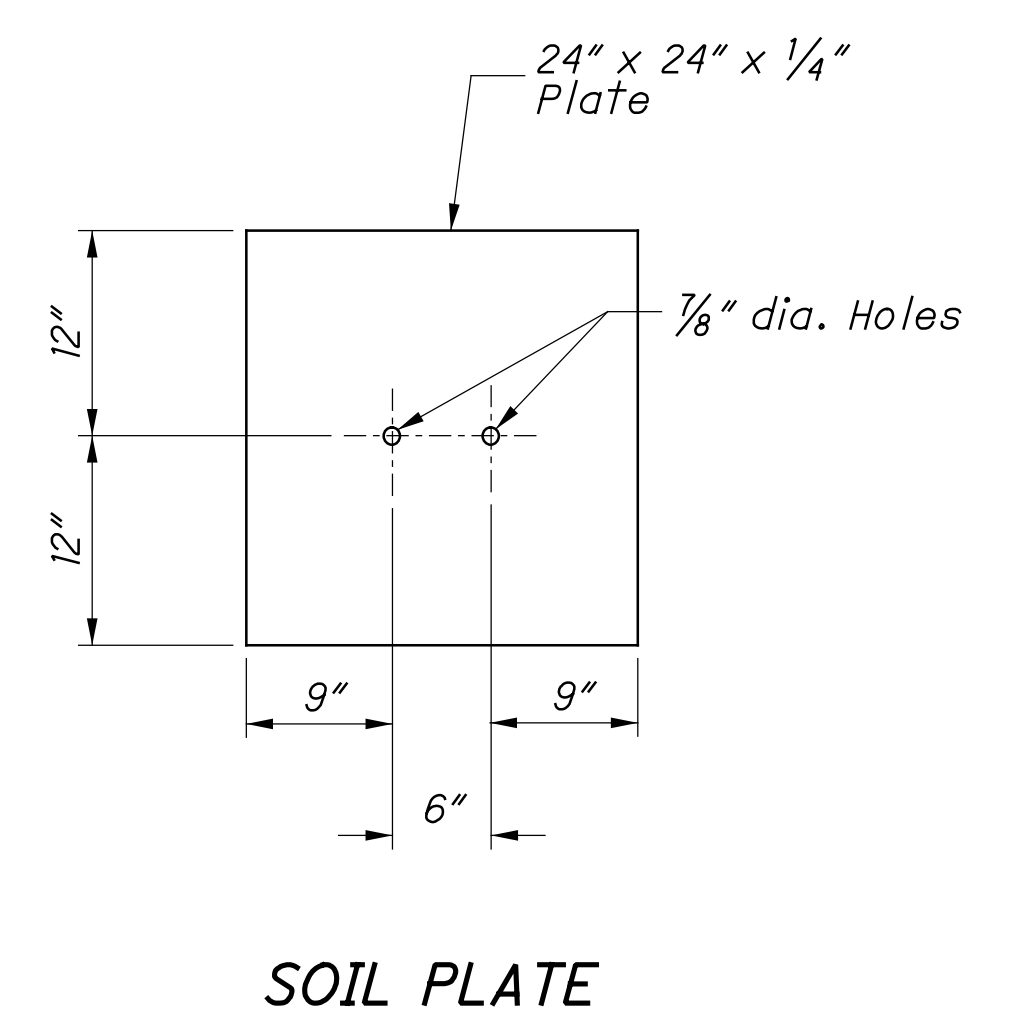
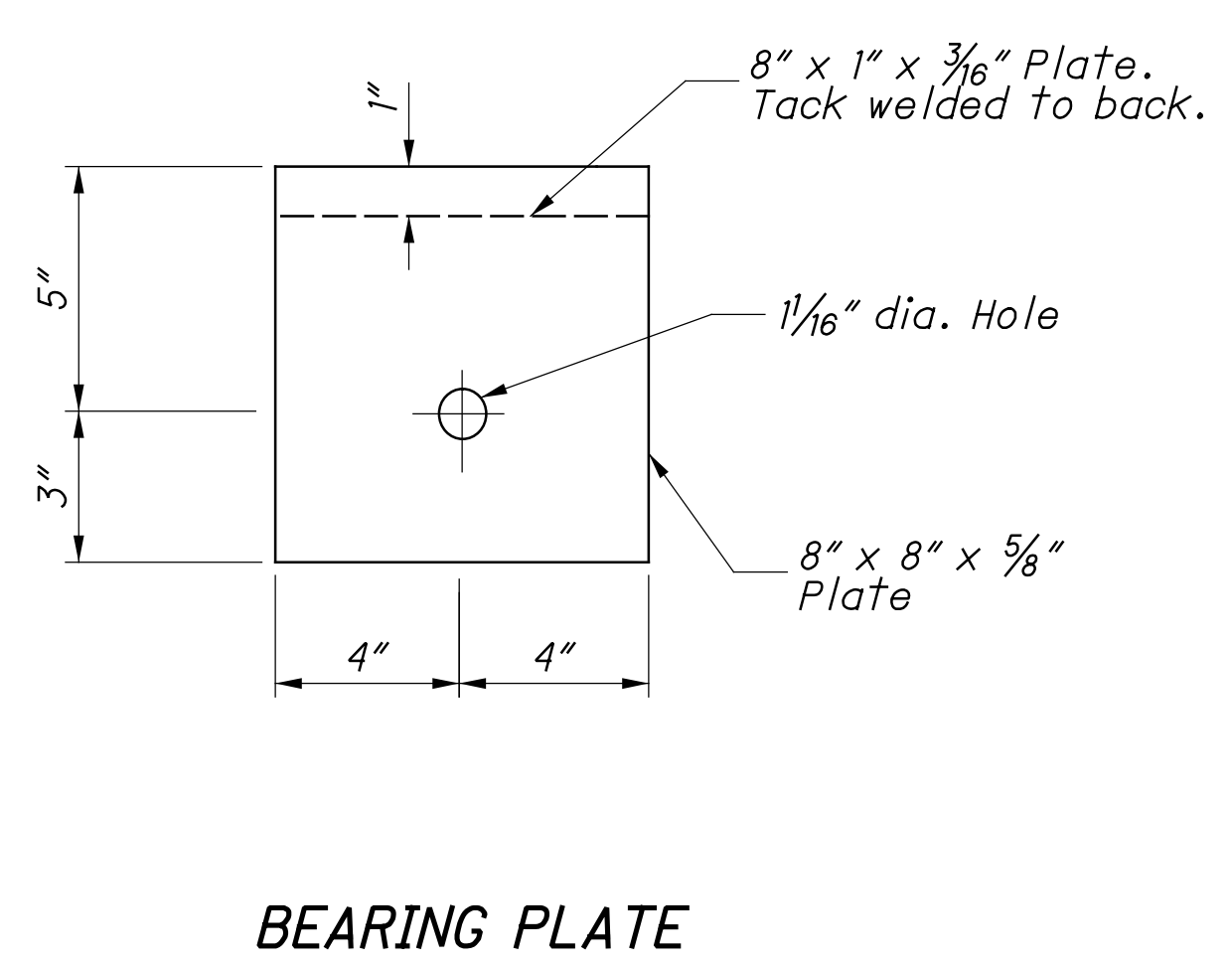
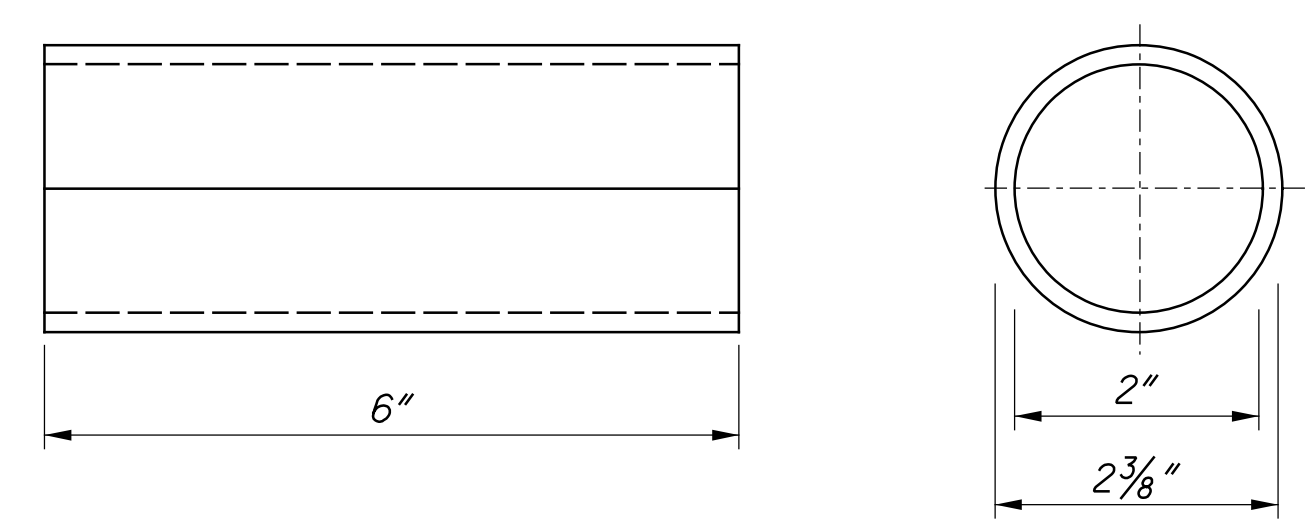
Z:\2019\191349_CAD\191349_OVERBROOKBRIDGE\Design\Roadway\Sheets\PIS_GR-1.1-18-2013.dgn Sheet 3 3/12/2020 4:16:39 PM jpcarrll



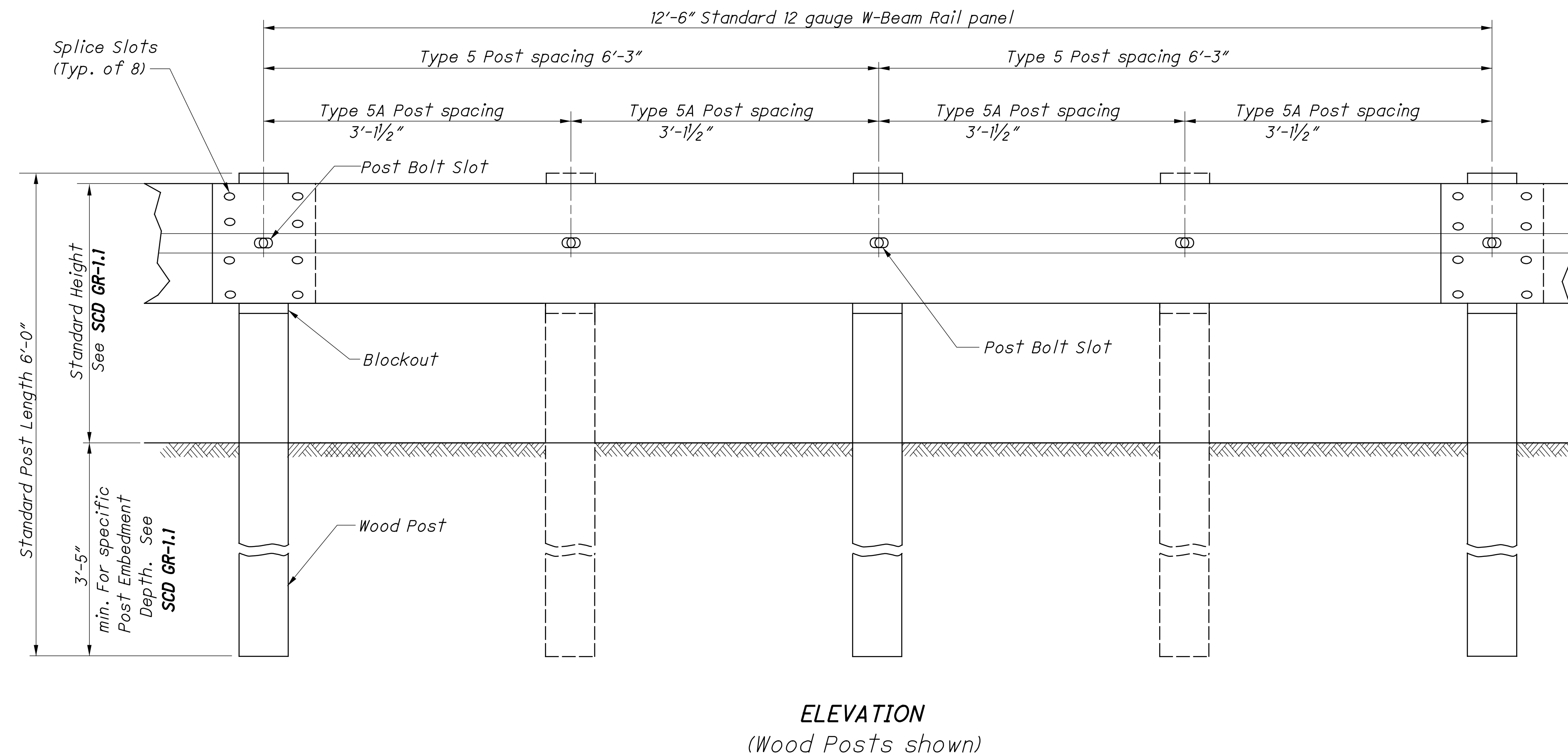
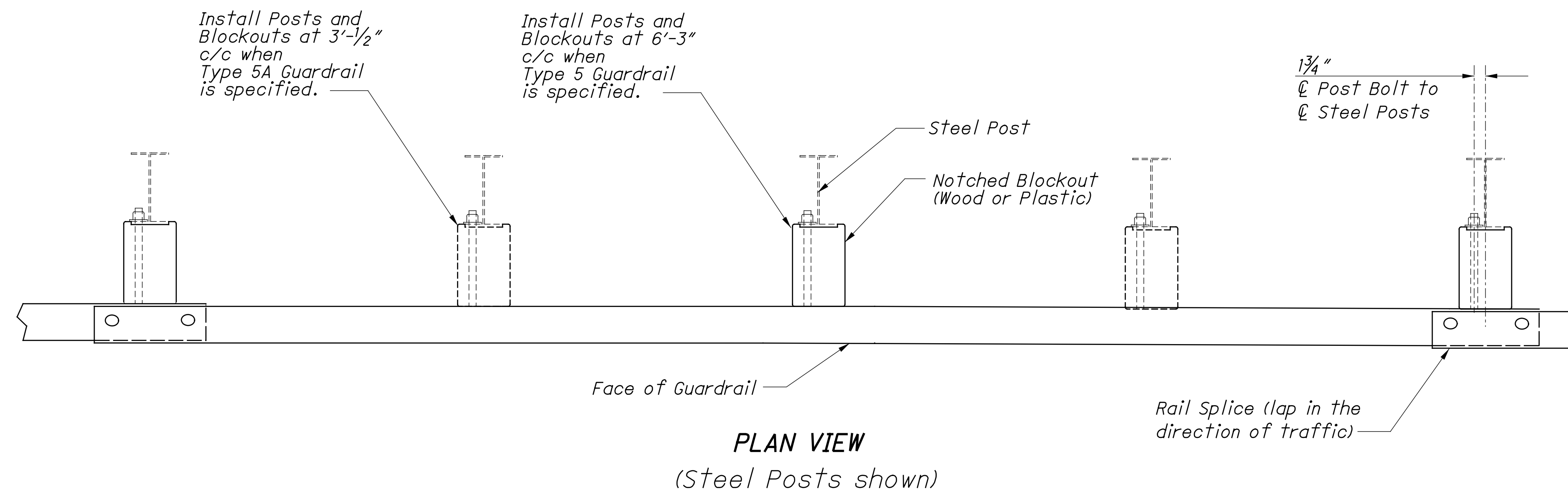
CONCRETE INSERT ANCHOR ASSEMBLY (W-BEAM ONLY)
 See ANCHORS and PROTECTIVE COATINGS Notes on Sheet 2



ANCHOR BRACKET ASSEMBLY DETAILS



Z:\2019\191349_CAD\191349_OVERBROOKBRIDGE\Design\Roadway\Sheets\PIS_GR-2.1_1-18-2013.dgn Sheet 1 3/12/2020 4:16:42 PM jpcarrroll



NOTES

RAIL: Use W-Beam rail meeting AASHTO M 180 Type II Class A, as specified in CMS 606.

POSTS: Posts may be constructed of wood or steel. Wood posts may be round or 6"x8" square-sawed.

Use round wood posts on runs of single-sided rail. The round posts shall be 8"±1 in diameter at the top and not more than 3" larger at the butt with a uniform Taper.

Fabricated wood posts with square ends. Posts shall be pressure-treated as per CMS 710.14. Bore bolt holes and, if required, trim the tops of posts after the posts are set.

Steel posts are to be W6x9 or W6x8.5 galvanized steel. Use the same type of post throughout the length of the project unless otherwise specified in the plans or permitted by the Engineer.

All posts are 6'-0" long unless specified otherwise in the Contract Document. Posts may be set in drilled holes or may be driven to grade.

WELDED BEAM POSTS: Welded beam guardrail posts may be used for Item 606, Guardrail, provided the web and flange sizes are as shown here. Welding of the web to the flanges must comply with ASTM A 769, Class 1, using Grade 36 steel [250 MPa yield point] with the following exceptions:

- Sec. 7.2 Test reports of tensile properties for each lot shall accompany each shipment.
- Sec. 12 Beams that have imperfections repaired by welding shall not be accepted for use in Item 606.
- Sec. 13 Random samples shall be tested by the Department from materials delivered to the project site, or other locations designated by the Laboratory.

ALTERNATE POSTS: Engineered guardrail posts having met NCHRP 350 criteria, and listed on the **Office of Materials Management's** Approved List are permitted as an equal alternate when installed according to the Manufacturer's instructions and within the limitations shown on the Approved List.

BLOCKOUTS: Blockout dimensions are dependent on post used. Wood Blockouts are to be pressure treated as specified in CMS 710.14. Bore bolt holes. Approved alternate blockouts may be used in lieu of the wood blockouts shown. The approved list is maintained by the **Office of Roadway Engineering**.

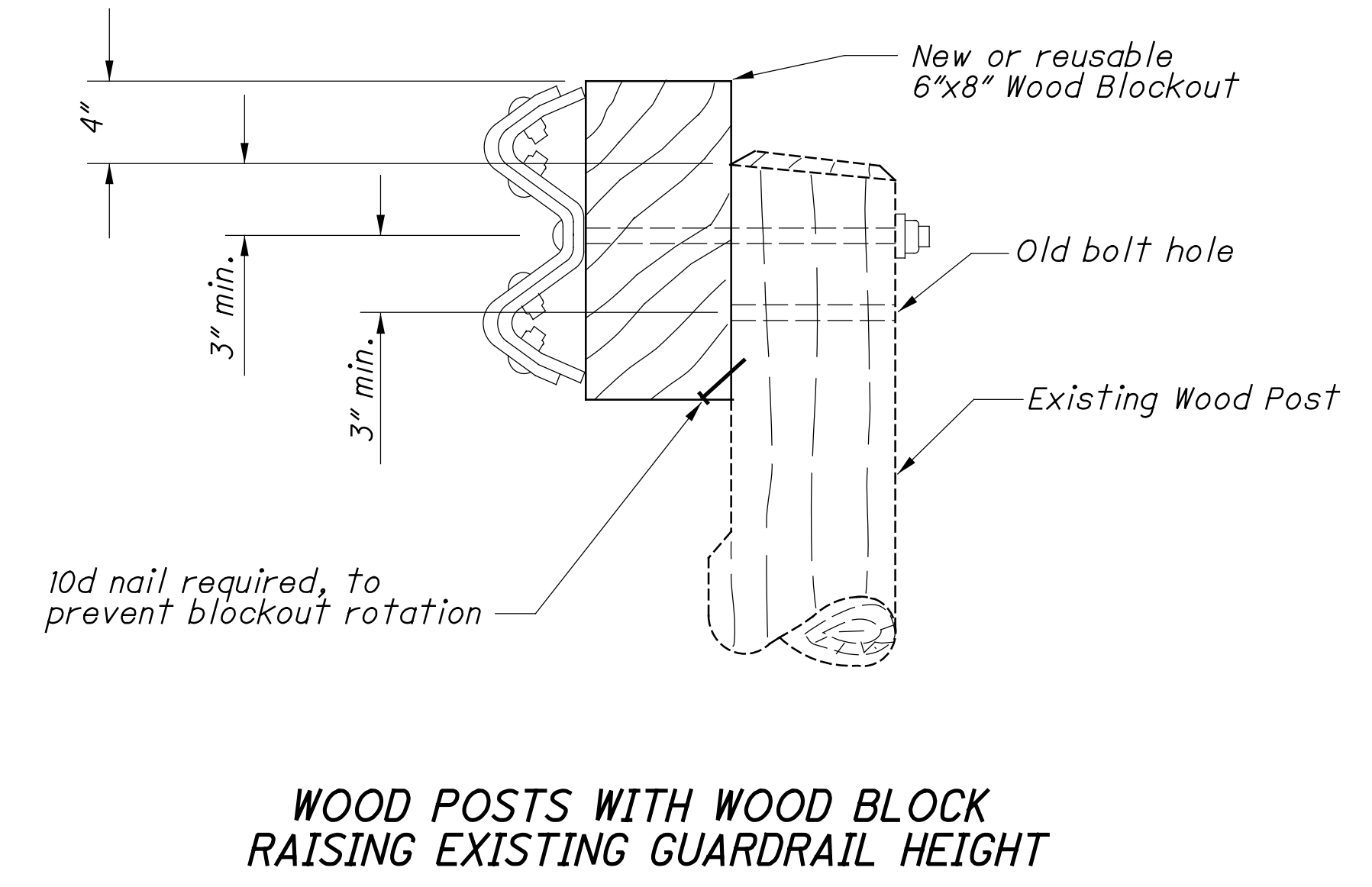
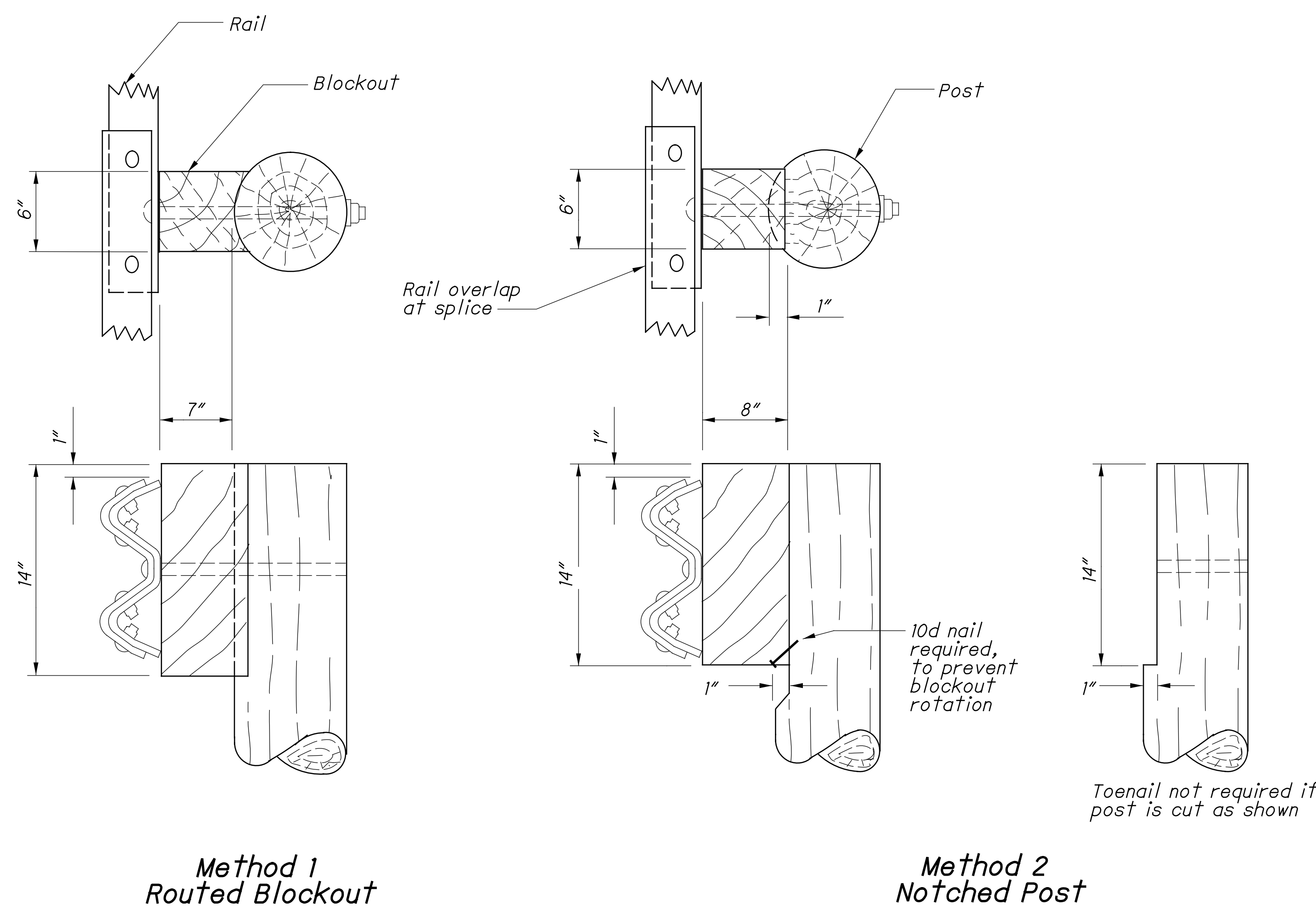
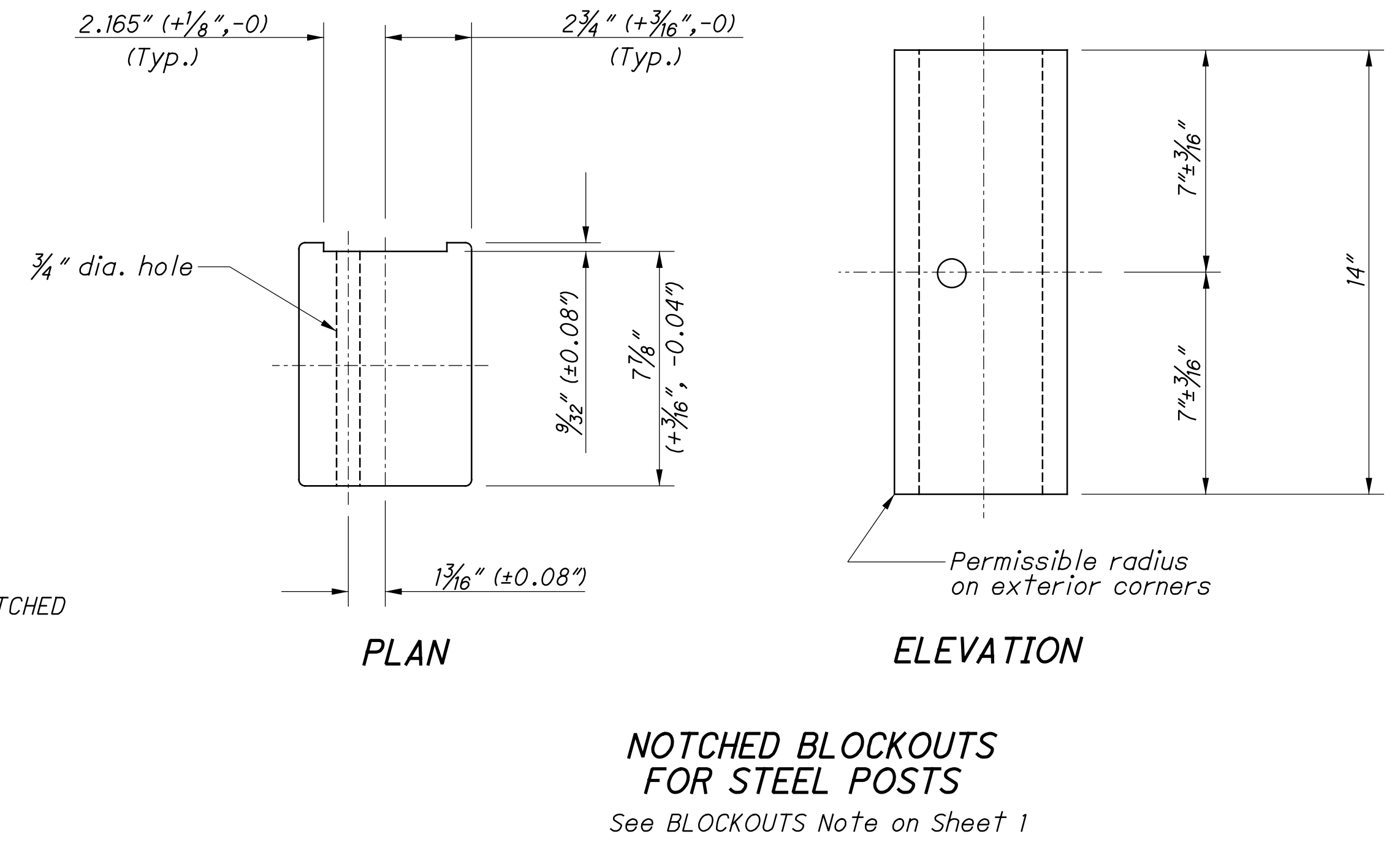
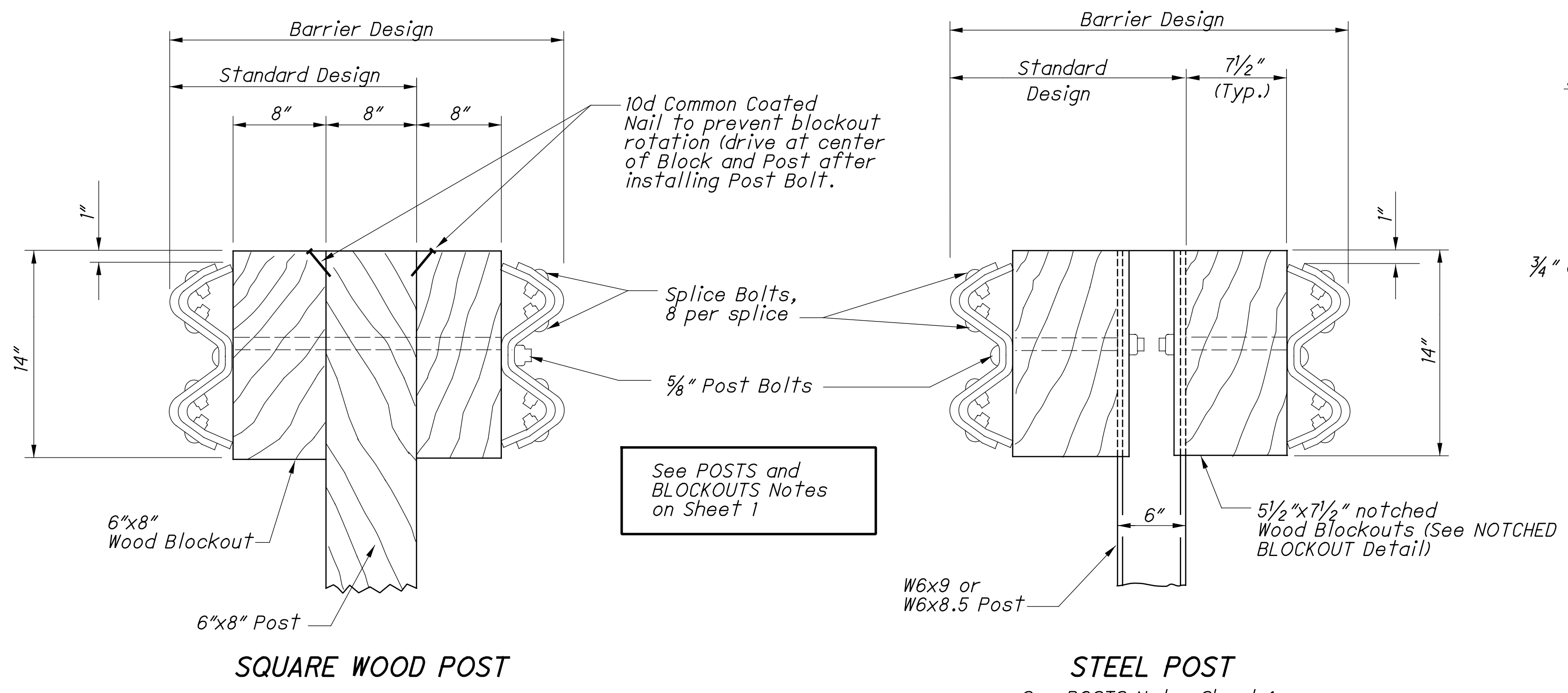
WASHERS: Install appropriate sized standard galvanized steel washers on the nut side of bolts installed on wood posts.

DELINEATION: For barrier reflectors, see CMS 626.

MISCELLANEOUS: For other guardrail details, see SCD GR-1.1.

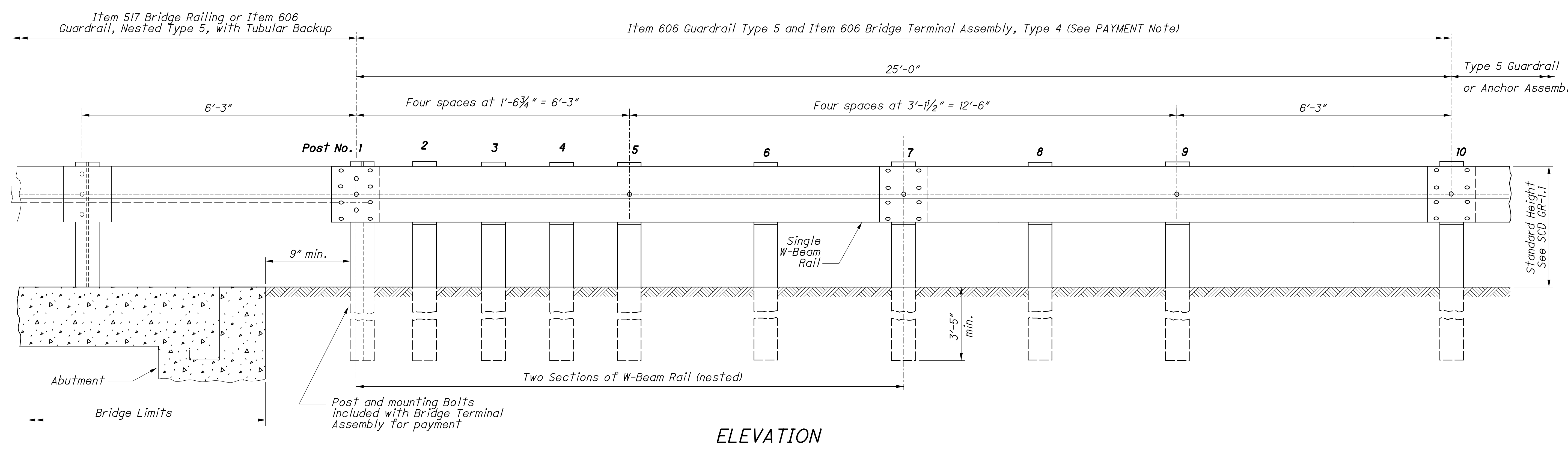
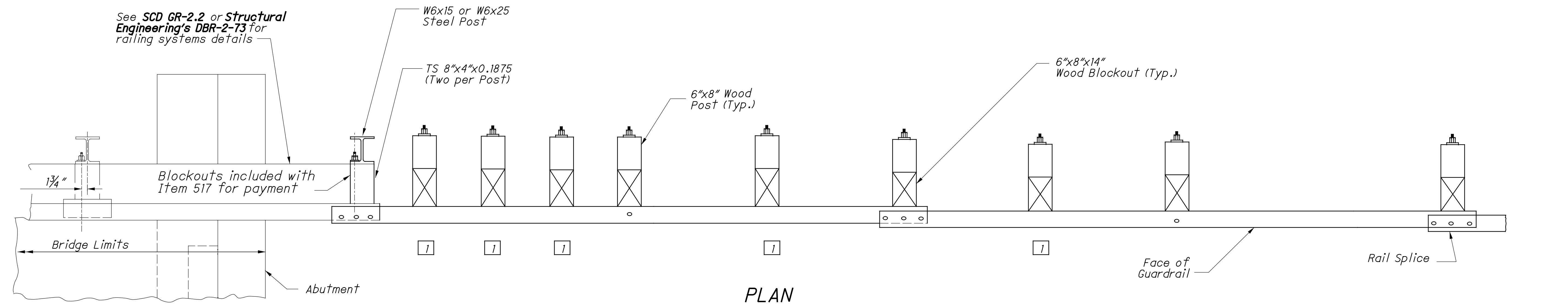
| STEEL BEAM POSTS (English) | | | | |
|----------------------------|------------|--------------|------------------|---------------|
| Size | Beam depth | Flange width | Flange thickness | Web thickness |
| Rolled W6x8.5 | 5.8" | 3.94" | 0.193" | 0.170" |
| Rolled W6x9 | 5.9" | 3.94" | 0.215" | 0.170" |
| Welded 6x8.5 | 6.0" | 3.94" | 0.193" | 0.170" |
| Welded 6x9 | 6.0" | 3.94" | 0.215" | 0.170" |

Z:\2019\191349_CAD\191349_OVERBROOKBRIDGE\Design\Roadway\Sheets\PI5_GR-2.1_1-18-2013.dgn Sheet 2 3/12/2020 4:16:43 PM jpcarrll



Alternate methods of placing the Blockouts on round Posts may be submitted for consideration and approved by the Engineer.

ROUND WOOD POSTS
Single Sided runs only (Standard Design)



NOTES

GENERAL: For additional details, see SCD GR-1.1.
APPLICATION: The Type 4 Bridge Terminal Assembly shall connect Type 5 Guardrail runs to Type 5 Guardrail with Tubular Backup or to Deep Beam Bridge Guardrail (as shown on Structural Engineering SCD DBR-2-73).

DETAIL INFORMATION: The first post off the bridge shall be steel (W6x15 or W6x25). All holes in the off-structure end of the approach panel rail section spanning the abutment are slotted 3/4"x2 1/2". Tighten the bolts as specified for expansion joints in Item 606.05.

POSTS: Posts may be set in drilled holes or driven to grade. See SCD GR-1.1 for additional Post embedment details. Guardrail is not attached to certain posts (see LEGEND).

WOOD POSTS - Use square sawed pressure treated wood as specified in CMS 710.14 and fabricated with square ends. Bore bolt holes and trim the tops of posts, if required after the posts are set.

STEEL POSTS - are allowed as an alternate. Use W6x9 or W6x8.5 in lieu of the 6"x8" wood post. Use same post material through-out assembly.

BLOCKOUTS: Approved alternate blockouts can be found on the Office of Roadway Engineering website. Steel blockouts are not permitted.

FLARED GUARDRAIL: Start Standard Guardrail Flares as shown on SCD GR-5.1 at or beyond Post No. 10; however, the flare may begin at Post No. 7.

PAYMENT: Item 606 - Bridge Terminal Assembly, Type 4, Each, includes the cost of extra components in excess of normal guardrail, such as additional posts and other hardware. The TS 8"x4" spacers and tubular backup rail extending to the first post off the bridge is included with **Item 517 - Railing, or Item 606 - Guardrail, Nested Type 5 with Tubular Backup,** for payment.

LEGEND

1 Guardrail is not attached to posts at Posts 2, 3, 4, 6, and 8. Blockout is fastened to post with standard Post Bolt.

Z:\2019\191349\CAD\191349_OVERBROOKBRIDGE\Design\Roadway\Sheets\PIS_GR-3.4_7-20-2018.dgn Sheet 3/12/2020 4:16:45 PM jpcarrall

Z:\2019\191349_CAD\191349_OVERBROOKBRIDGE\Design\Roadway\Sheets\PIB_GR-4.2_1-18-2013.dgn Sheet 1 3/12/2020 4:16:48 PM jpcarrroll

NOTES

APPLICATION: Use Type T Anchor Assemblies on the trailing end of guardrail runs, located outside of the clear zone of opposing traffic. The assembly is 12'-6" long, none of which can be considered the Length of Need for the guardrail run.

For termination requirements at driveways, see DRIVEWAY OPENING Detail on Sheet 2. For side road approaches and Terminals at Structures, see Location & Design Manual, Volume 1, Figure 603-3.

ANCHORING OPTIONS: Contractor may choose either the foundation tube (shown on this Sheet) or the concrete footing option (Sheet 2) to construct this anchor assembly.

If the foundation tube option is chosen, the contractor will take proper care to insure that the Soil Plate fasteners are not broken during the driving process.

Concrete footings may be cast-in-place or precast. Compact fill after placing precast unit.

MATERIALS: See SCD GR-1.1 for parts used on this anchor, including the CRT Breakaway Posts, Steel Ground Tube, Post Sleeve, Cable Anchor and Bracket Assembly.

Bearing Plate and Soil Plate is ASTM A709 Grade 36. Steel Ground Tube shall be ASTM A500, Grade B, and meet CMS 707.10. All angles, channels and plates shall meet CMS 711.01. All structural steel shall be galvanized as specified in CMS 711.02. All bolt washers indicated are standard galvanized steel of the appropriate size.

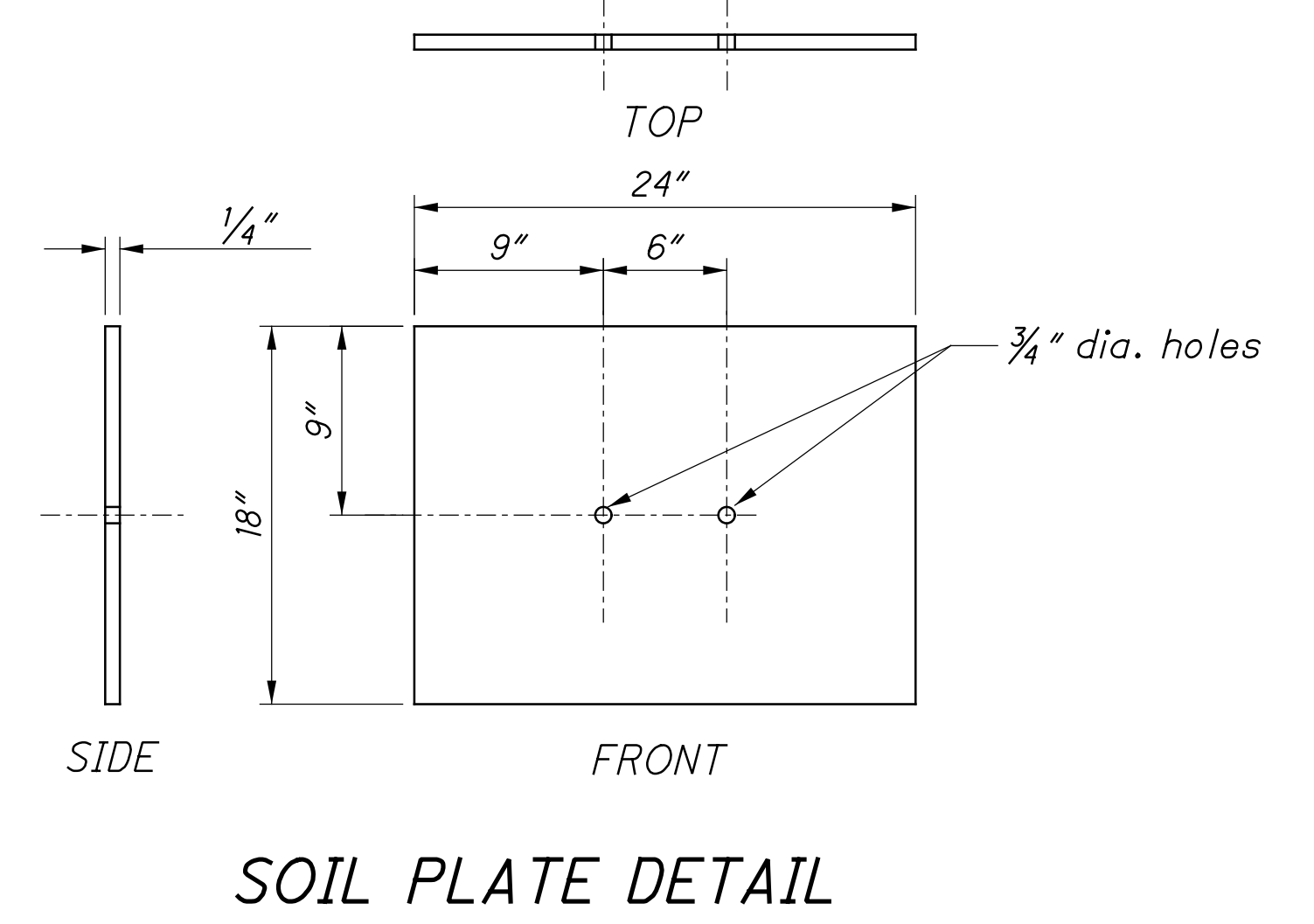
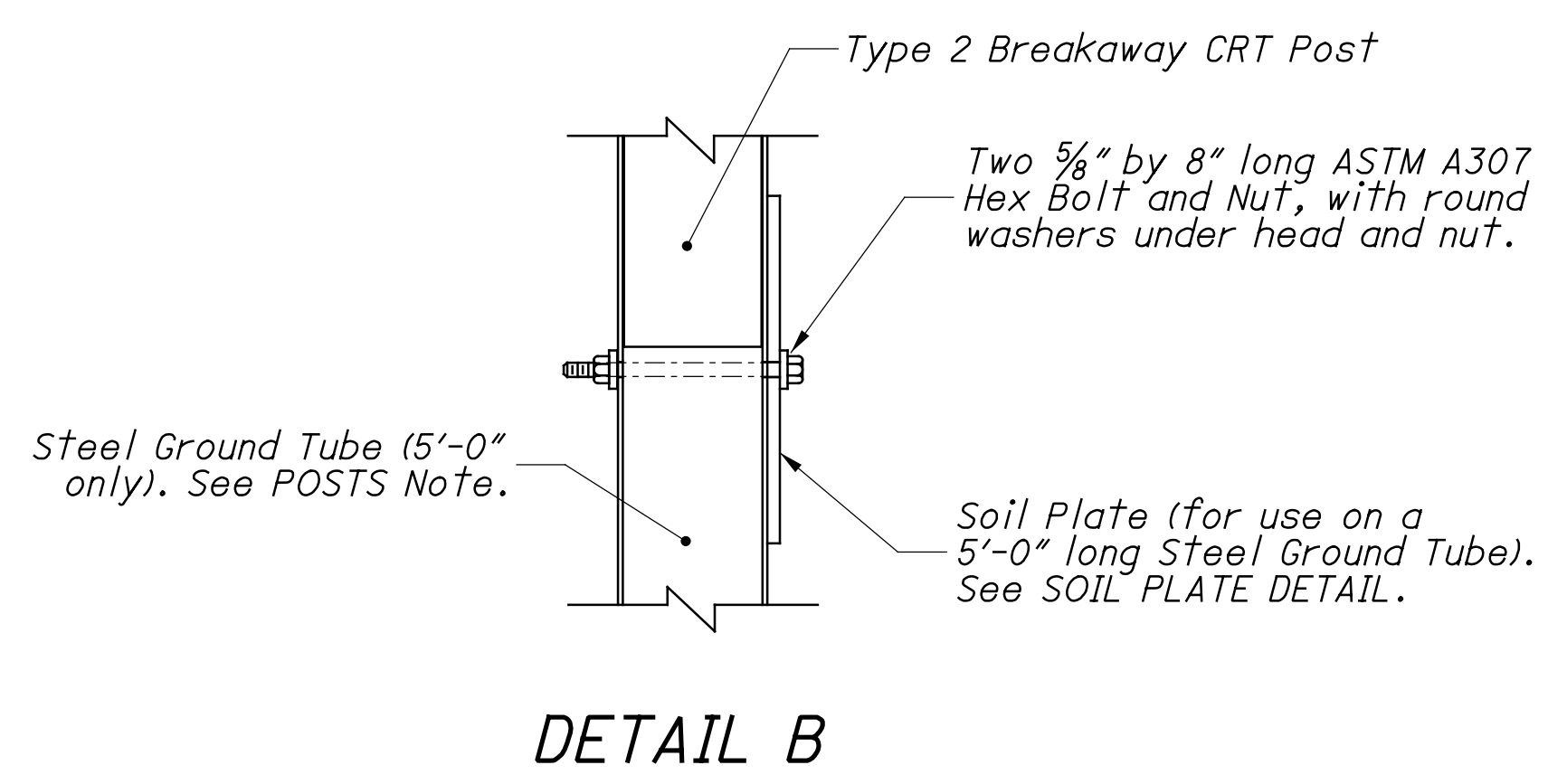
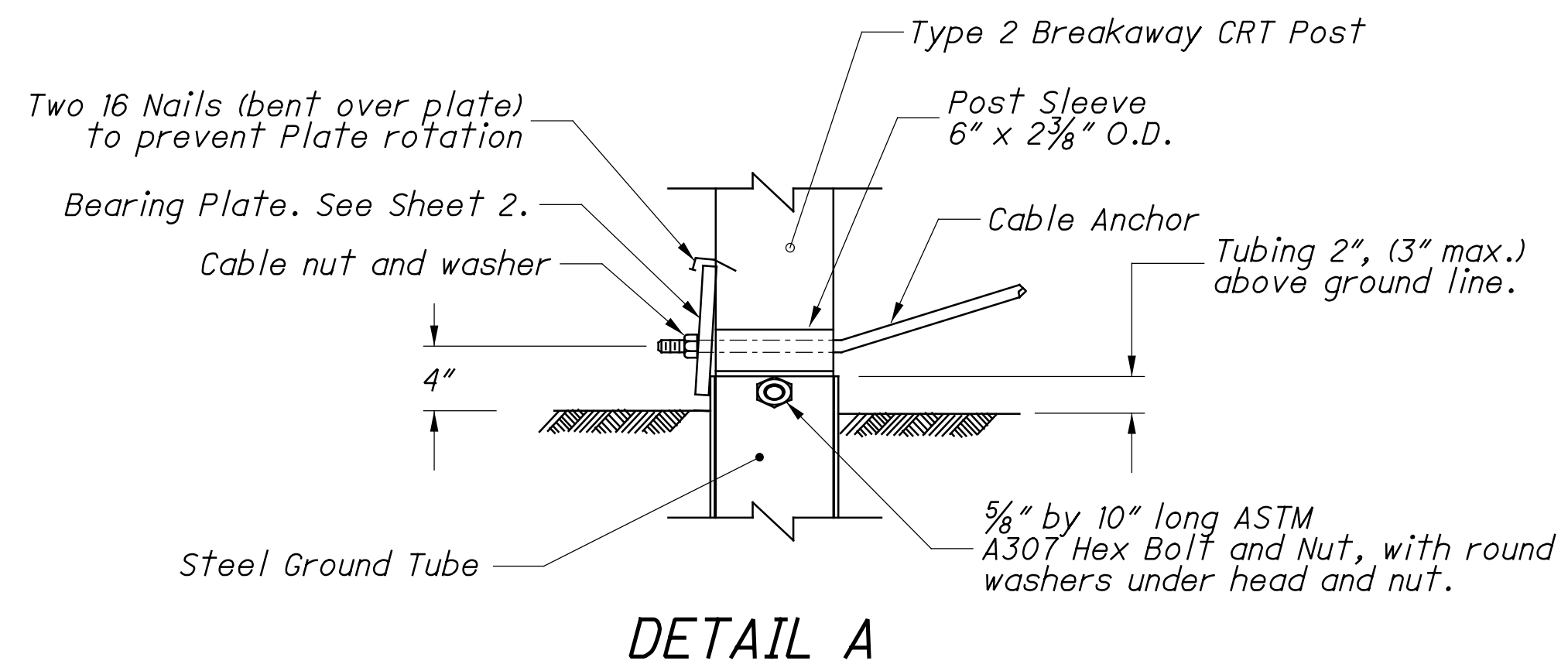
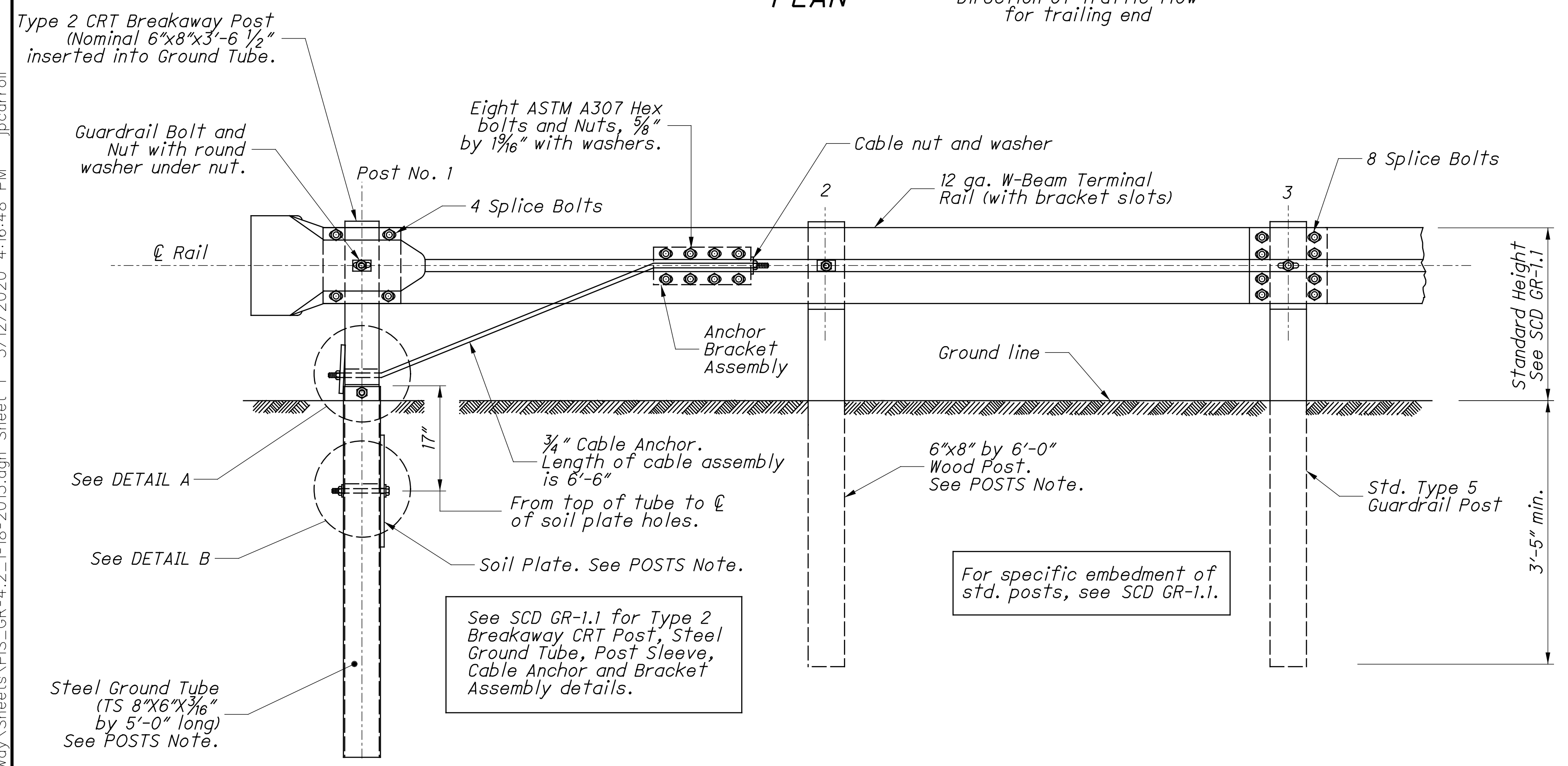
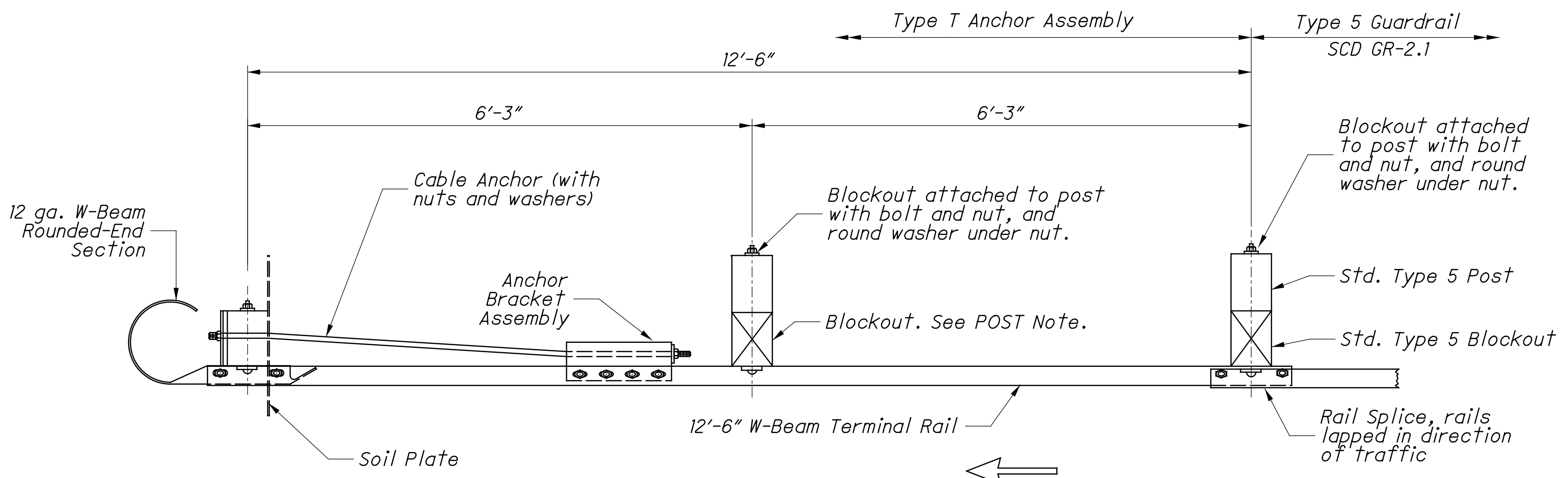
Concrete shall be class C.

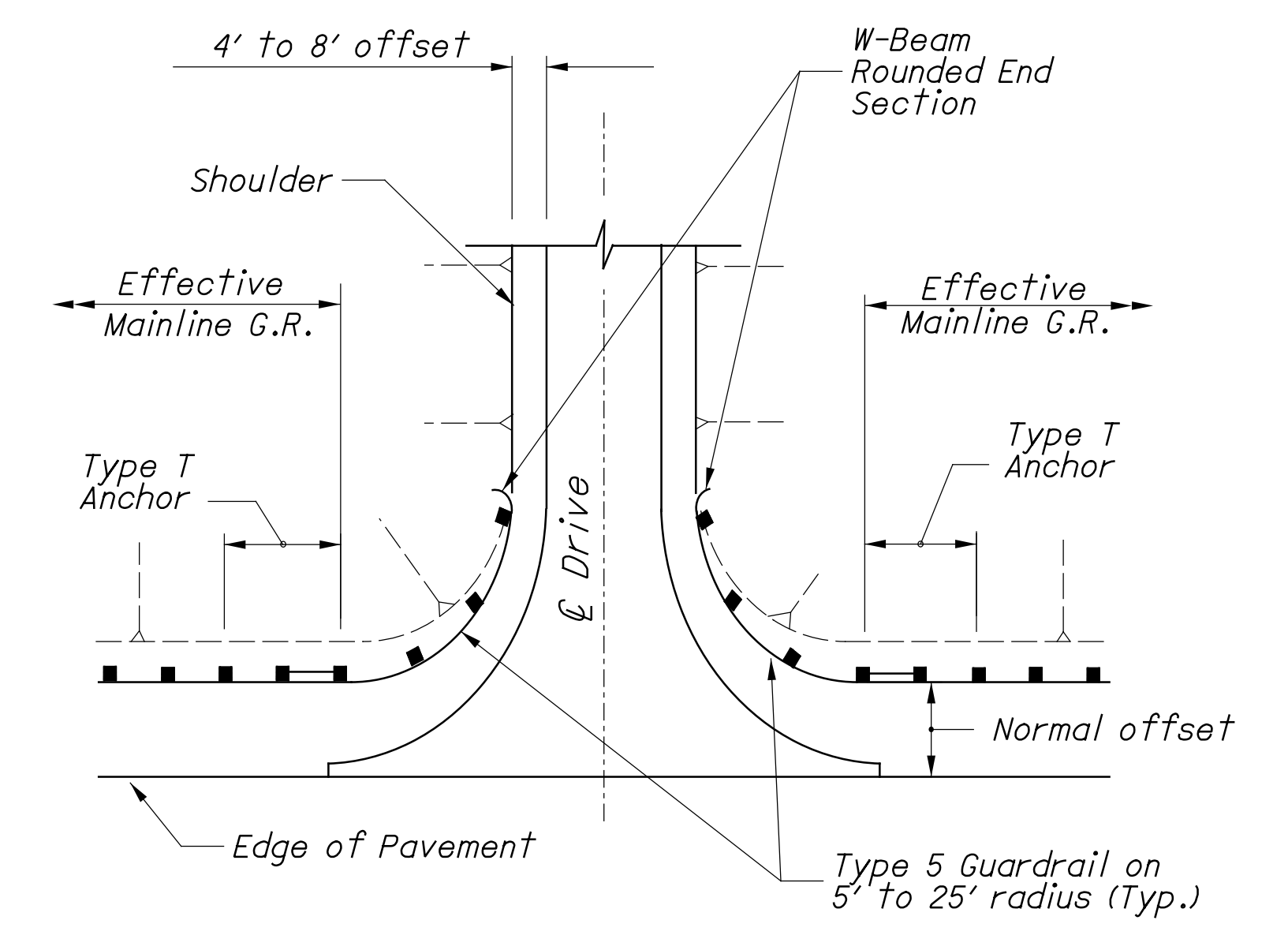
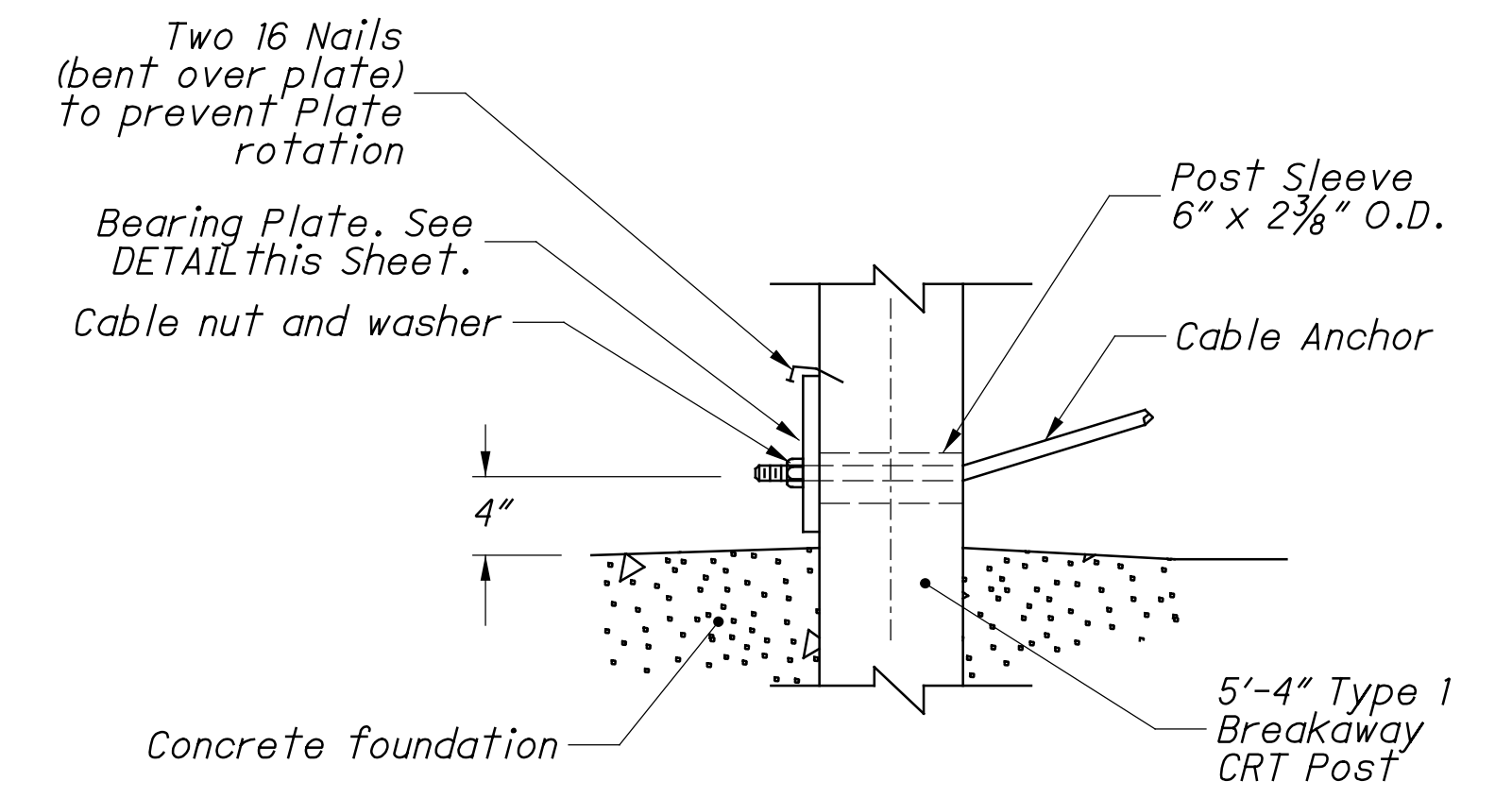
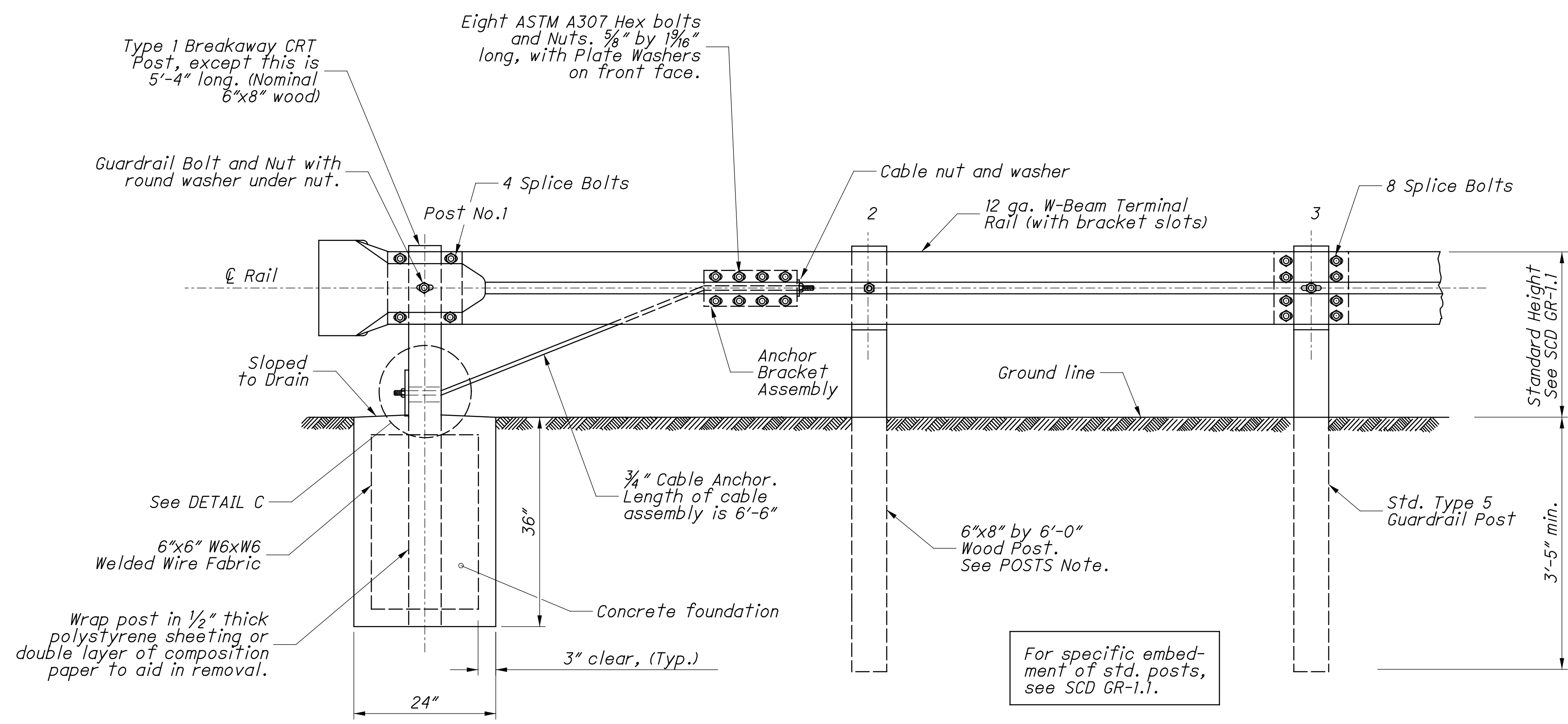
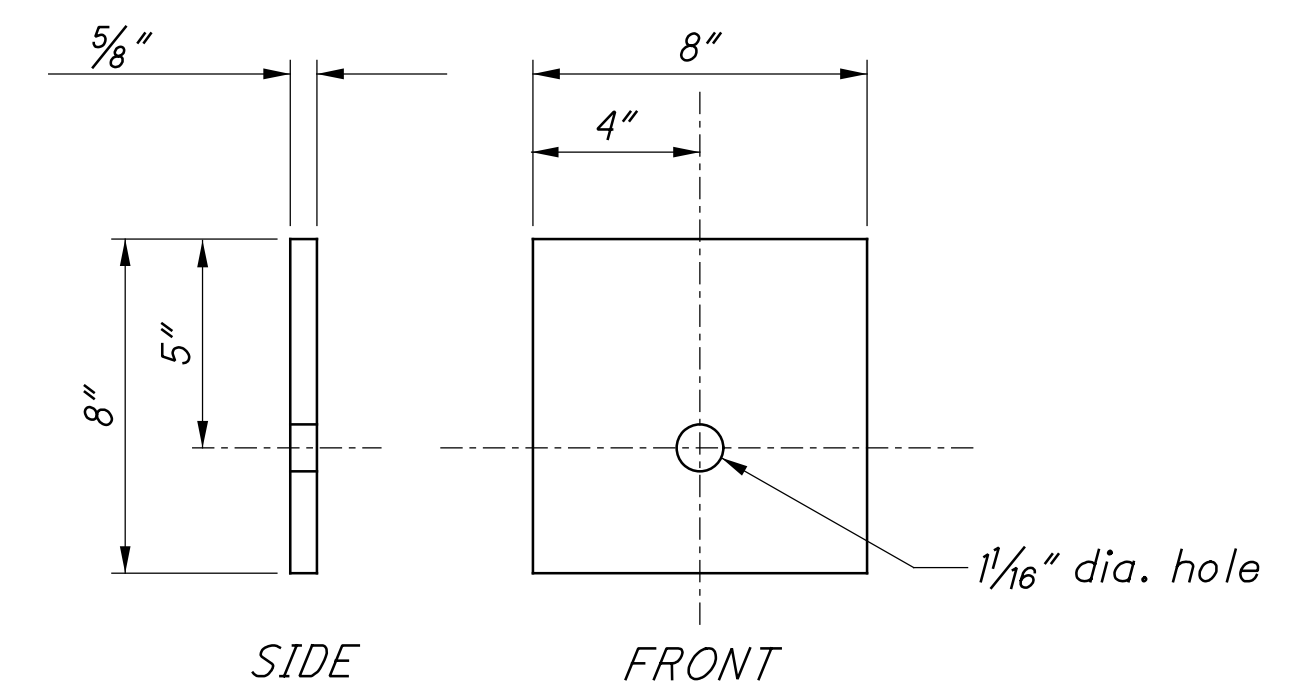
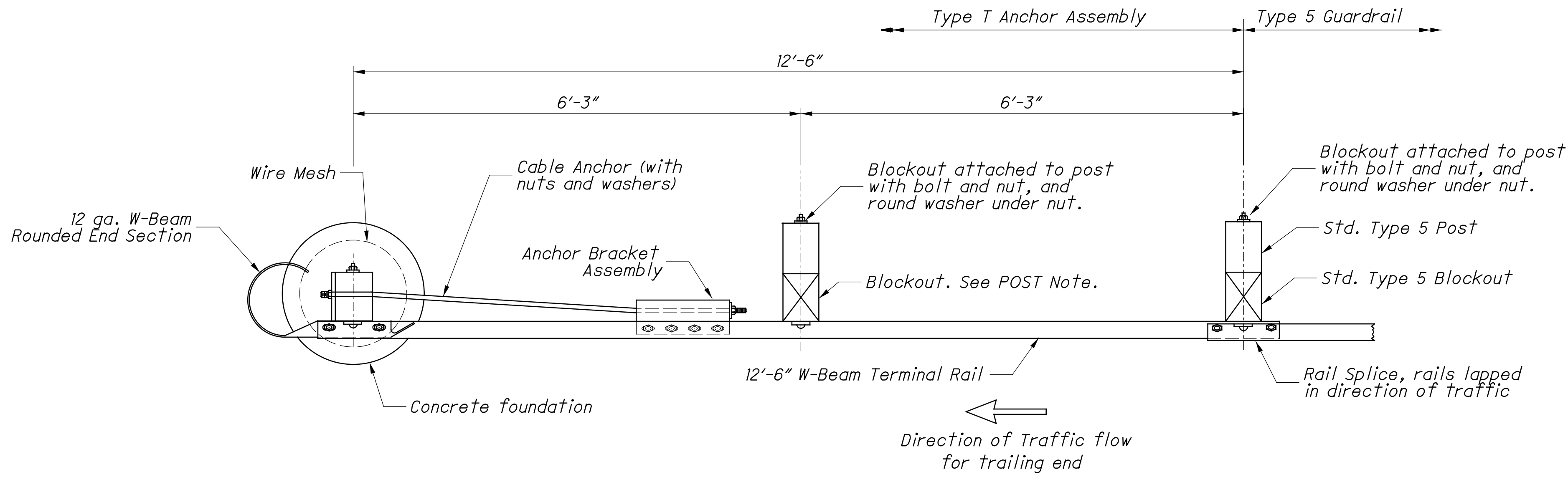
Components on this anchor that are not detailed on SCD GR-1.1 include: 1) 12'-6" W-Beam Terminal Rail (standard part RWM14a), and 2) W-Beam Rounded End Section (RWE03a). For complete details and specifications, see part descriptions in the AASHTO/AGC/ARTBA Standardized Hardware Guide.

POSTS: Post No. 1 may be an 8'-0" long Steel Ground Tube without a Soil Plate in lieu of the 5'-0" tube with Soil Plate.

Post No. 2 can be W6x9 (or W6x8.5) with notched wood blockouts or a standard Type 5 post and blockout. Recycled plastic blockouts are permitted.

PAYMENT: All labor and materials, including the W-Beam Rounded End Section and the W-Beam Terminal Rail for the 12'-6" anchor assembly shall be included in the unit price bid for Item 606 - Anchor Assembly, Type T, Each.



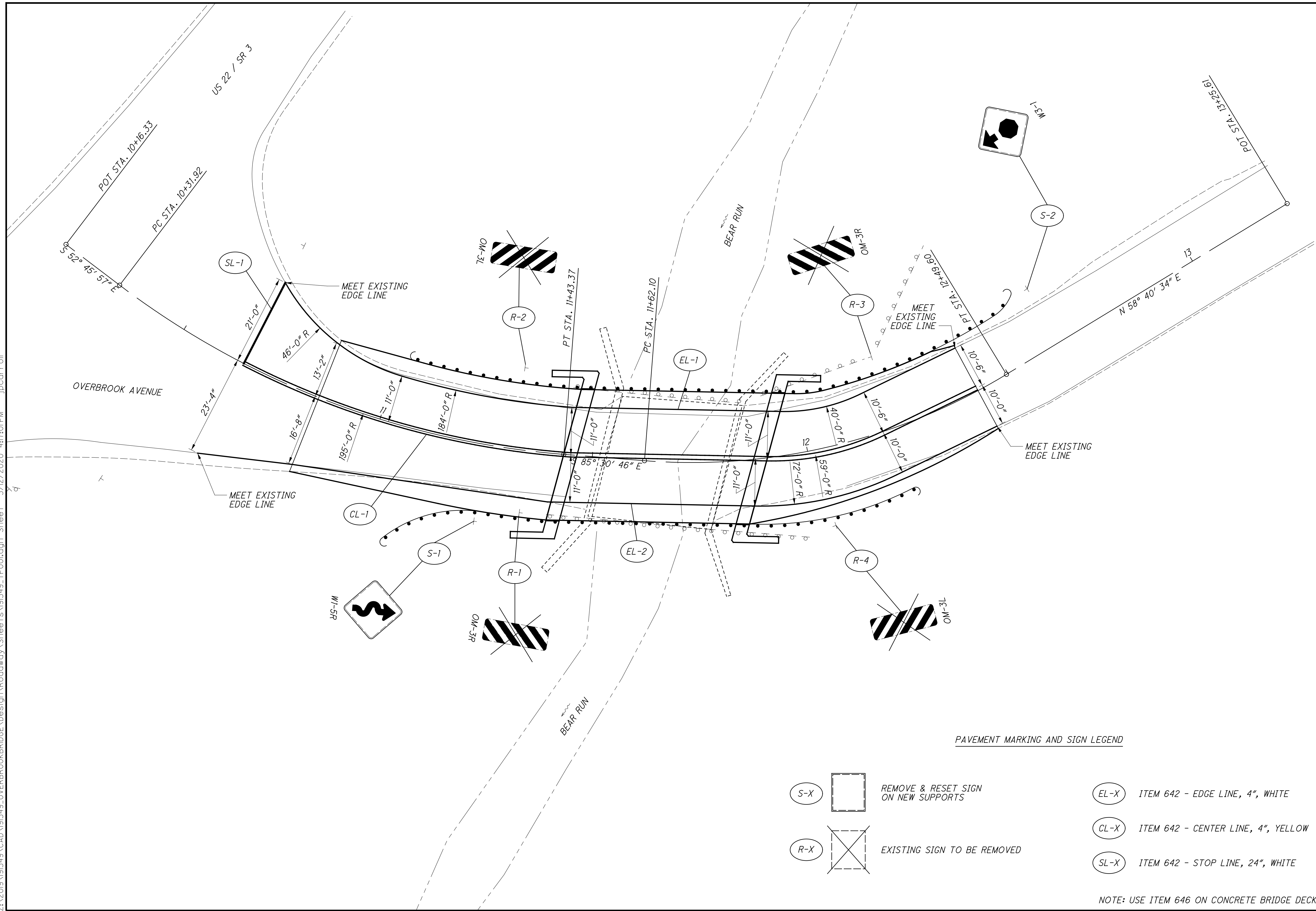


See SCD GR-1.1 for Type 1 Breakaway CRT Post, Steel Ground Tube, Post Sleeve, Cable Anchor and Bracket Assembly details.

For specific embedment of std. posts, see SCD GR-1.1.

Z:\2019\191349\CAD\191349_OVERBROOKBRIDGE\Design\Roadway\Sheets\PIS_GR-4.2_1-18-2013.dgn Sheet 2 3/12/2020 4:16:49 PM jpcarroll

Z:\2019\191349_CAD\191349_OVERBROOKBRIDGE\Design\Roadway\Sheets\191349_TP001.dgn Sheet 3/12/2020 4:17:01 PM jpcarrroll




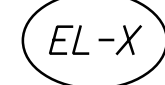
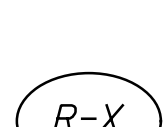
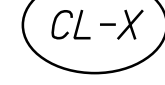
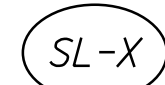
CALCULATED
MDS
CHECKED
JAH

0 5 10
HORIZONTAL
SCALE IN FEET

TRAFFIC CONTROL PLAN

WAR - TR2080 - 0.02

PAVEMENT MARKING AND SIGN LEGEND

- | | | | |
|---|-------------------------------------|--|------------------------------------|
|  S-X | REMOVE & RESET SIGN ON NEW SUPPORTS |  EL-X | ITEM 642 - EDGE LINE, 4", WHITE |
|  R-X | EXISTING SIGN TO BE REMOVED |  CL-X | ITEM 642 - CENTER LINE, 4", YELLOW |
| | |  SL-X | ITEM 642 - STOP LINE, 24", WHITE |

NOTE: USE ITEM 646 ON CONCRETE BRIDGE DECK

STANDARD DRAWINGS AND SUPPLEMENTAL SPECIFICATIONS:

REFER TO THE FOLLOWING STANDARD BRIDGE DRAWING(S):

| | | |
|-----------|---------|----------|
| DBR-2-73 | REVISED | 07/19/02 |
| DS-1-92 | REVISED | 07/18/03 |
| PSBD-2-07 | REVISED | 07/20/18 |
| SICD-1-96 | REVISED | 07/18/14 |

DESIGN SPECIFICATIONS:

THIS STRUCTURE CONFORMS TO THE "LRFD BRIDGE DESIGN SPECIFICATIONS" ADOPTED BY THE AMERICAN ASSOCIATION OF STATE HIGHWAY AND TRANSPORTATION OFFICIALS, 8TH EDITION 2017 AND THE ODOT BRIDGE DESIGN MANUAL, 2019.

OPERATIONAL IMPORTANCE:

A LOAD MODIFIER OF 1.00 HAS BEEN ASSUMED FOR THE DESIGN OF THIS STRUCTURE IN ACCORDANCE WITH THE AASHTO LRFD BRIDGE DESIGN SPECIFICATIONS, ARTICLE 1.3.5 AND THE ODOT BRIDGE DESIGN MANUAL, 2019

DESIGN LOADING:

HL-93
FUTURE WEARING SURFACE (FWS) OF 0.060 KIPS/FT².

DESIGN DATA:

CONCRETE CLASS QC2 - COMPRESSIVE STRENGTH 4.5 KSI (SUPERSTRUCTURE)
CONCRETE CLASS QC1 - COMPRESSIVE STRENGTH 4.0 KSI (SUBSTRUCTURE)
CONCRETE CLASS QC5 - COMPRESSIVE STRENGTH 4.5 KSI (DRILLED SHAFT)
REINFORCING STEEL - MINIMUM YIELD STRENGTH 60 KSI

CONCRETE FOR PRESTRESSED BEAMS:
COMPRESSIVE STRENGTH (FINAL) - 5.5 KSI
COMPRESSIVE STRENGTH (RELEASE) - 4.0 KSI

PRESTRESSING STRAND FOR PRESTRESSED BEAMS:
SEVEN-WIRE UNCOATED STEEL, GRADE 270
0.5" DIAMETER, AREA = 0.153 IN²
ULTIMATE STRENGTH = 270 KSI
INITIAL STRESS = 202.5 KSI (LOW RELAXATION STRANDS)

DECK PROTECTION METHOD:

SEALING OF CONCRETE SURFACES
EPOXY COATED REINFORCING STEEL
2 1/2" CONCRETE COVER
STAINLESS STEEL DRIP STRIP
SOLUBLE REACTIVE SILICATE (SRS) TREATMENT

MONOLITHIC WEARING SURFACE:

MONOLITHIC WEARING SURFACE IS ASSUMED, FOR DESIGN PURPOSES, TO BE 1 INCH THICK.

ITEM 202, STRUCTURE REMOVED, OVER 20 FOOT SPAN, AS PER PLAN:

FOLLOW CMS 202 EXCEPT AS NOTED, REMOVE PORTIONS OF THE EXISTING REAR ABUTMENT, FORWARD ABUTMENT, AND WING WALLS BY METHOD OF SAWCUT TO THE ELEVATION DESCRIBED IN THE PLANS. THE EXISTING ABUTMENTS AND WING WALLS BELOW THE DESCRIBED SAWCUT ELEVATION SHALL REMAIN IN PLACE.

DRILLED SHAFTS:

THE MAXIMUM FACTORED LOAD TO BE SUPPORTED BY EACH DRILLED SHAFT IS 278.0 KIPS AT THE ABUTMENTS. THIS LOAD IS RESISTED BY SIDE RESISTANCE WITHIN A PORTION OF THE BEDROCK SOCKET AND ALSO BY TIP RESISTANCE. THE FACTORED RESISTANCE DEVELOPED BY SIDE RESISTANCE IS 324.2 KIPS, ASSUMED TO ACT ALONG THE BOTTOM 5 FEET OF THE 7 FEET BEDROCK SOCKET FOR THE ABUTMENTS. THE FACTORED RESISTANCE PROVIDED BY THE DRILLED SHAFT TIP IS 118.3 KIPS.

ITEM 511, CLASS QC2 CONCRETE, SUPERSTRUCTURE, AS PER PLAN:

FURNISH THE POLYSTYRENE MATERIAL MEETING THE REQUIREMENTS OF ASTM C578 TYPE IV. NEATLY CUT MATERIAL AS NECESSARY TO ALLOW FOR PROPER INSTALLATION. JOINTS AT ABUTTING PIECES SHALL BE SEALED WITH DUCT TAPE. ALLOWABLE TOLERANCE FOR THE TOTAL THICKNESS OF THE MATERIAL SHALL BE -0", +1/2". DO NOT PLACE MORE THAN TWO LAYERS OF POLYSTYRENE TO ACHIEVE TOTAL THICKNESS.

ITEM 511, CLASS QC1 MISC.: PAVED GUTTER:

FURNISH THE PAVED CONCRETE GUTTER MEETING THE REQUIREMENTS OF CLASS QC1 CONCRETE. THE PAVED CONCRETE GUTTER SHALL EXTEND FROM THE FRONT OF THE NEW ABUTMENT WINGWALL TO THE BACKSIDE OF THE EXISTING ABUTMENT TO THE LIMITS SHOWN IN THE PLANS. THE GUTTER SHALL BE SLOPED FROM THE NEW ABUTMENT WINGWALL TOWARD THE EXISTING ABUTMENT AS PER THE PLANS. COST OF BOTH ADJACENT 1" PEJF SHALL BE INCLUDED IN THIS PAY ITEM.

EXISTING STRUCTURE VERIFICATION:

DETAILS AND DIMENSIONS SHOWN ON THESE PLANS PERTAINING TO THE EXISTING STRUCTURE HAVE BEEN OBTAINED FROM PLANS OF THE EXISTING STRUCTURE AND FROM FIELD OBSERVATIONS AND MEASUREMENTS. CONSEQUENTLY, THEY ARE INDICATIVE OF THE EXISTING STRUCTURE AND THE PROPOSED WORK BUT THEY SHALL BE CONSIDERED TENTATIVE AND APPROXIMATE. THE CONTRACTOR IS REFERRED TO CMS SECTIONS 102.05, 105.02, AND 513.04. BASE CONTRACT BID PRICES ON A RECOGNITION OF THE EXAMINATION OF THE EXISTING STRUCTURE.

ITEM 516, 1/8" PREFORMED BEARING PAD:

PLACE 1/8" THICK PREFORMED BEARING PAD SHIMS, PLAN AREA 7 INCHES BY 9 INCHES, UNDER THE ELASTOMERIC BEARING PADS WHERE REQUIRED FOR PROPER BEARING. FURNISH TWO SHIMS PER BEAM. THE COUNTY WILL MEASURE THIS ITEM BY THE TOTAL NUMBER SUPPLIED. THE COUNTY WILL PAY FOR ACCEPTED QUANTITIES AT THE CONTRACT PRICE FOR ITEM 516 - 1/8" PREFORMED BEARING PADS. ANY UNUSED SHIMS WILL BECOME THE PROPERTY OF THE WARREN COUNTY ENGINEER.


ITEM 518, 6" PERFORATED CORRUGATED PLASTIC PIPE:

ALL PIPE BENDS AND END CAPS SHALL BE INCLUDED IN THIS PAY ITEM.

ABBREVIATIONS:
THE FOLLOWING ABBREVIATIONS HAVE BEEN USED THROUGHOUT THESE PLANS TO INDICATE THE DESIGNATIONS CONTAINED IN THE LEGEND BELOW:

- ABUT. = ABUTMENT
- A.C. = ASPHALT CONCRETE
- ADT = AVERAGE DAILY TRAFFIC
- ADTT = AVERAGE DAILY TRUCK TRAFFIC
- & = AND
- ALT. = ALTERNATE
- APPR. = APPROACH
- BOT. = BOTTOM
- BRGS., BRG. = BEARINGS
- BTA = BRIDGE TERMINAL ASSEMBLY
- BTWN. = BETWEEN
- C.J. = CONSTRUCTION JOINT
- C/C = CENTER-TO-CENTER
- CL = CENTERLINE
- CLR. = CLEAR
- CMS = CONSTRUCTION & MATERIAL SPECIFICATIONS
- CONST. = CONSTRUCTION
- CY = CUBIC YARD
- DIA. = DIAMETER
- DWG. = DRAWING
- EA = EACH
- E.F. = EACH FACE
- ELEV., EL. = ELEVATION
- EQ. = EQUAL
- EX., EXIST. = EXISTING
- F/F = FACE-TO-FACE
- F.F. = FAR FACE
- FL = FLOWLINE
- FWD. = FORWARD
- F.A. = FORWARD ABUTMENT
- FWS = FUTURE WEARING SURFACE
- HW = HEADWATER
- INT. = INTEGRAL
- KIPS = KILOPOUNDS
- KSF = KIPS PER SQUARE FOOT
- KSI = KIPS PER SQUARE INCH
- LBS = POUND
- LF = LEFT FORWARD
- LT. = LEFT
- MAX. = MAXIMUM
- MGS = MIDWEST GUARDRAIL SYSTEM
- MIN. = MINIMUM
- N.F. = NEAR FACE
- NOM. = NOMINAL
- OHWM = ORDINARY HIGH WATER MARK
- O/O = OUT-TO-OUT
- PEJF = PREFORMED EXPANSION JOINT FILLER
- PROP. = PROPOSED
- PSF = POUND PER SQUARE FOOT
- PVI = POINT OF VERTICAL INTERSECTION
- Q = FLOW
- R.A. = REAR ABUTMENT
- RCP = ROCK CHANNEL PROTECTION
- REF. = REFERENCE
- RT. = RIGHT
- S.O. = SERIES OF
- SHLD. = SHOULDER
- SPA. = SPACES
- STD. = STANDARD
- STA. = STATION
- SQ. = SQUARE
- TEMP. = TEMPORARY
- T/S = TOP OF SLOPE
- TST = TWIN STEEL TUBE
- TYP. = TYPICAL
- U.N.O. = UNLESS NOTED OTHERWISE
- V = VELOCITY
- VC = VERTICAL CURVE

Z:\2019\191349\CAD\191349_OVERBROOKBRIDGE\Design\Structures\Sheets\191349_SNO01.dgn_Sheet 3/12/2020 4:17:19 PM jpcarrroll



| | | | |
|----------|---------|-----------------------|---------|
| DESIGNED | JMK | CHECKED | JPC |
| DRAWN | JMK | REVISED | |
| REVIEWED | JBD | STRUCTURE FILE NUMBER | 8334081 |
| DATE | 2/27/20 | | |

GENERAL NOTES
BRIDGE NO. WAR-TR2080-0002
OVERBROOK AVENUE (TR2080) OVER BEAR RUN

WAR - TR2080-0.02
PID No. NONE

Z:\2019\191349\CAD\191349_OVERBROOKBRIDGE\Design\Structures\Sheets\191349_SQ001.dgn Sheet 3/12/2020 4:17:59 PM jpcarrroll

CALCULATED BY: JMK DATE: 2/20/2020
 CHECKED BY: JPC DATE: 2/21/2020

ESTIMATED QUANTITIES

| ITEM | ITEM EXT. | UNIT | TOTAL | DESCRIPTION | ABUTMENTS | SUPERSTRUCTURE | GENERAL | PLAN SHEET NUMBER |
|------|-----------|------|--------|--|-----------|----------------|---------|-------------------|
| 202 | 11203 | | LUMP | PORTIONS OF STRUCTURE REMOVED, OVER 20 FOOT SPAN, AS PER PLAN | | | LUMP | 2 / 13 |
| 202 | 23500 | SY | 97 | WEARING COURSE REMOVED | | | 97 | |
| 509 | 10000 | LBS | 12,999 | EPOXY COATED REINFORCING STEEL | 7,572 | 5,427 | | |
| 511 | 31611 | CY | 37 | CLASS QC2 CONCRETE, SUPERSTRUCTURE, AS PER PLAN | | 37 | | 2 / 13 |
| 511 | 43510 | CY | 80 | CLASS QC1 CONCRETE, ABUTMENT INCLUDING FOOTING | 80 | | | 2 / 13 |
| 511 | 53010 | CY | 6 | CLASS QC1 CONCRETE, MISC.: PAVED GUTTER | 6 | | | |
| 512 | 10100 | SY | 147 | SEALING OF CONCRETE SURFACES (EPOXY-URETHANE) | 113 | 34 | | |
| 512 | 10400 | SY | 152 | TREATING OF CONCRETE BRIDGE DECK WITH SRS | | 152 | | |
| 515 | 12020 | EACH | 10 | PRESTRESSED CONCRETE COMPOSITE BOX BEAM BRIDGE MEMBERS, LEVEL 1, CB17-36 | | 10 | | |
| 516 | 10000 | LF | 63 | PREFORMED ELASTOMERIC COMPRESSION JOINT SEAL | 63 | | | |
| 516 | 13900 | SF | 30 | 2" PREFORMED EXPANSION JOINT FILLER | 30 | | | |
| 516 | 14020 | FT | 113 | SEMI-INTEGRAL ABUTMENT EXPANSION JOINT SEAL | 113 | | | |
| 516 | 41100 | EACH | 20 | 1/8" PREFORMED BEARING PAD | | 20 | | |
| 516 | 43100 | EACH | 40 | ELASTOMERIC BEARING WITH INTERNAL LAMINATES ONLY (NEOPRENE), 9" X 7" X 1 3/4" | | 40 | | |
| 517 | 72300 | FT | 103 | RAILING (DEEP BEAM RAIL WITH STEEL TUBULAR BACKUP AND TYPE 2 STEEL POSTS AND ANCHOR BOLTS) | | 103 | | |
| 518 | 21200 | CY | 21 | POROUS BACKFILL WITH FILTER FABRIC | 21 | | | |
| 518 | 22300 | FT | 106 | SPECIAL - STEEL DRIP STRIP | | 106 | | |
| 518 | 40001 | FT | 96 | 6" PERFORATED CORRUGATED PLASTIC PIPE | 96 | | | 2 / 13 |
| 518 | 40010 | FT | 32 | 6" NON-PERFORATED CORRUGATED PLASTIC PIPE, INCLUDING SPECIALS | 32 | | | |
| 524 | 94604 | FT | 70 | DRILLED SHAFTS, 30" DIAMETER, INTO BEDROCK | 70 | | | |
| 524 | 94702 | FT | 125 | DRILLED SHAFTS, 36" DIAMETER, ABOVE BEDROCK | 125 | | | |
| 601 | 32100 | CY | 23 | ROCK CHANNEL PROTECTION, TYPE B WITH FILTER | 23 | | | |

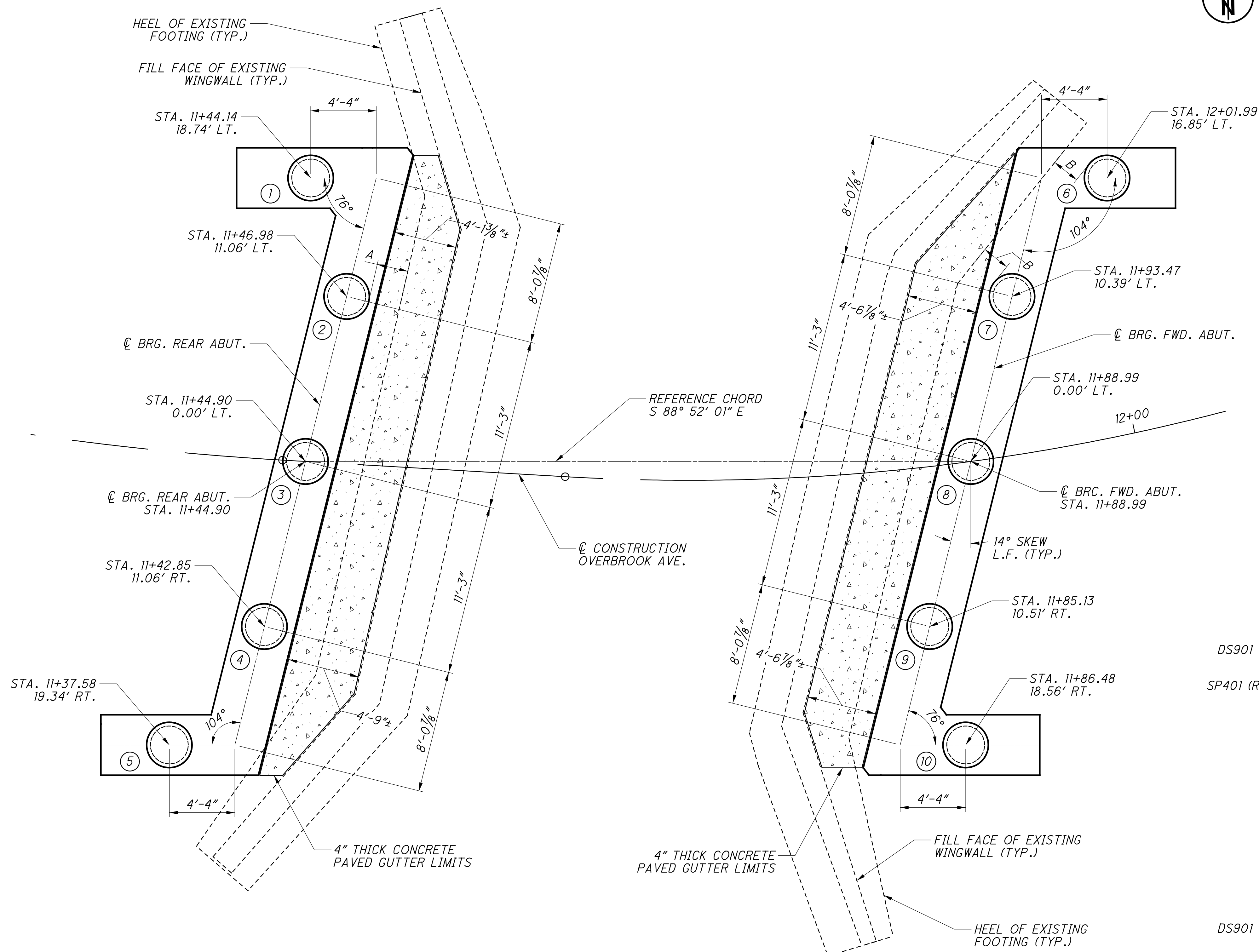
DESIGN AGENCY
fishbeck
 FISHBECK
 1355 PULASKI HWY
 SUITE 500
 CINCINNATI, OH 45241
 (513) 469-2370

DATE: 2/21/20
 REVIEWED: JBD
 DRAWN: JMK
 DESIGNED: JMK
 CHECKED: JPC
 STRUCTURE FILE NUMBER: 8334081

ESTIMATED QUANTITIES
 BRIDGE NO. WAR-TR2080-0002
 OVERBROOK AVENUE (TR2080) OVER BEAR RUN

WAR - TR2080 - 0.02
 PID No. NONE
 3 / 13
 22 / 32

Z:\2019\191349_OVERBROOKBRIDGE\Design\Structures\Sheets\191349_S0001.dgn Sheet 3/12/2020 4:17:20 PM jpcarroll



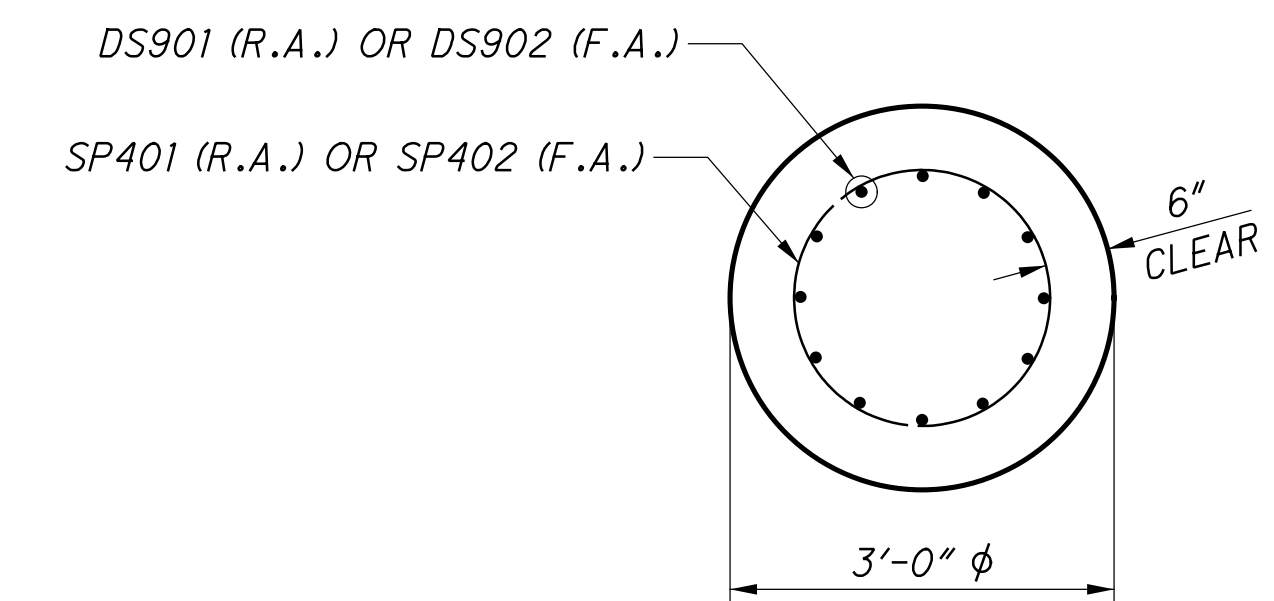
FOUNDATION PLAN

LEGEND:

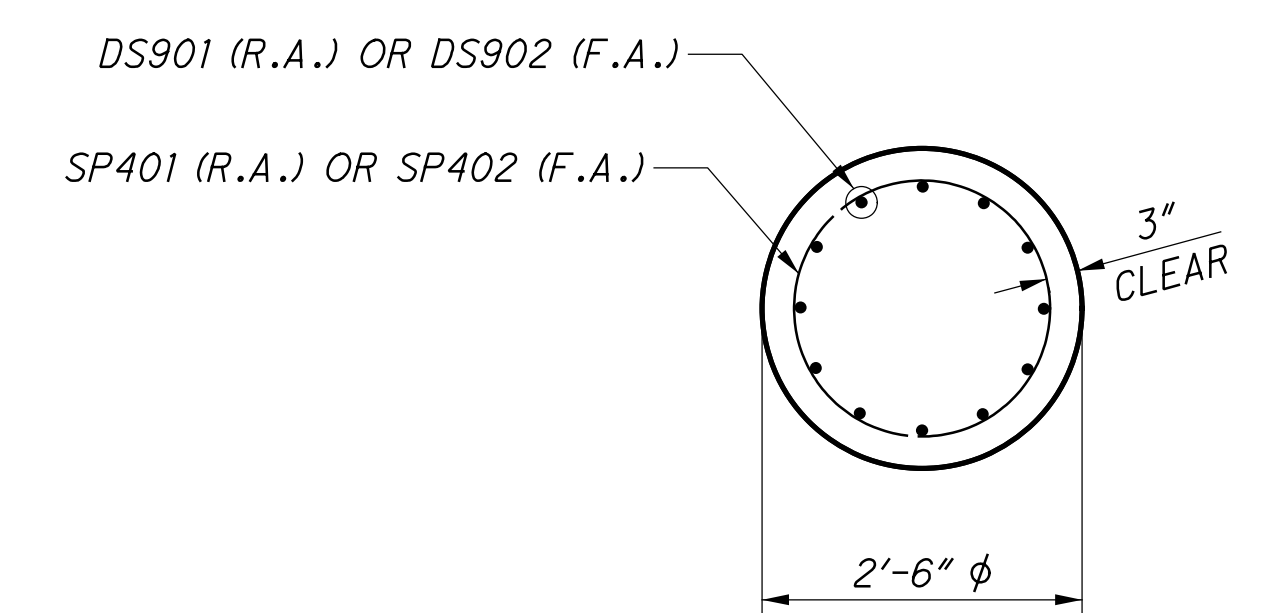
- # = SHAFT NUMBER
- A = 2'-0" ± MIN. CLR. FROM EX REAR. ABUT. FOOTING TO 3'-0" φ DRILLED SHAFT
- B = 1'-10" ± MIN. CLR. FROM EX. FWD. ABUT. FOOTING TO 3'-0" φ DRILLED SHAFT

NOTES:

1. LIMITS OF EXISTING BRIDGE SUBSTRUCTURE UNITS AND FOUNDATIONS ARE BASED ON FIELD SURVEY AND EXISTING PLAN INFORMATION.
2. SEE SHEET 7 OF 13 FOR REMOVAL ELEVATIONS OF EXISTING ABUTMENTS AND WINGWALLS.

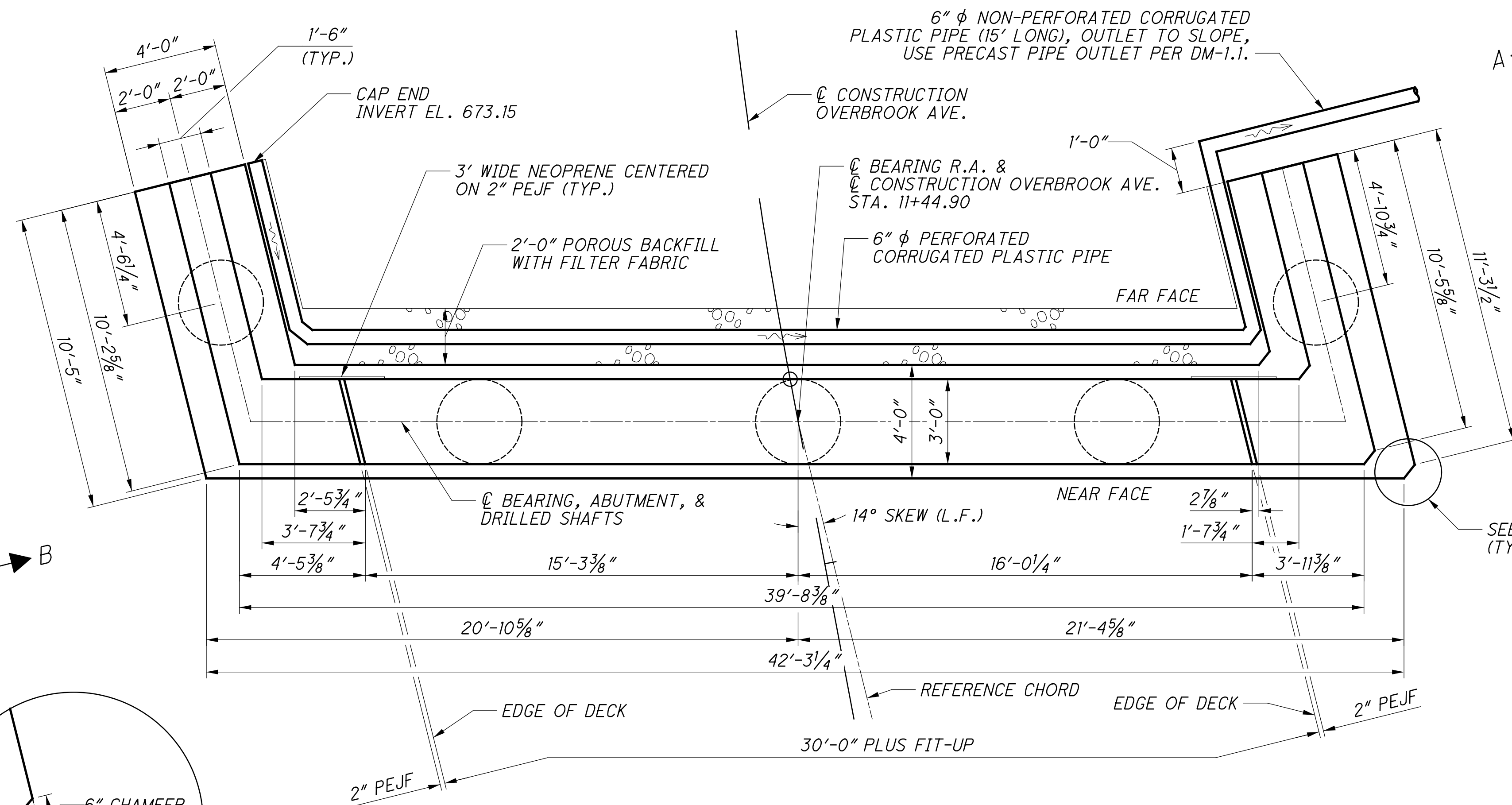



TYPICAL DRILLED SHAFT SECTION

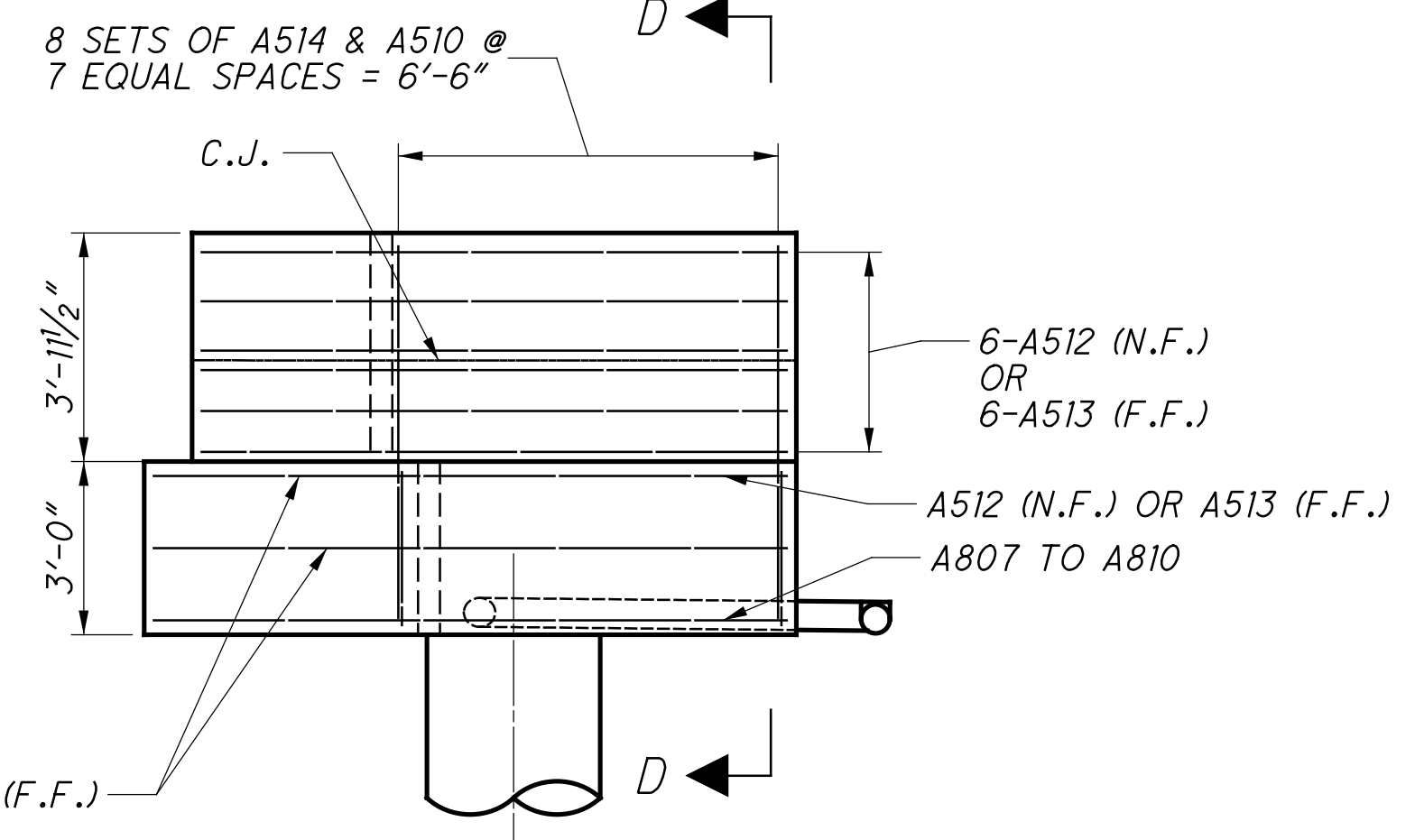


TYPICAL ROCK SOCKET SECTION

| | | | |
|---|---------|--|-----|
| DESIGN AGENCY | | FISHBECK 1355 RESERVE HWY SUITE 500 CINCINNATI, OH 45241 615.31.469-2370 | |
| DATE | 2/27/20 | REVIEWED | JBD |
| FILE NUMBER | 8334081 | STRUCTURE FILE NUMBER | JPC |
| DESIGNED | JMK | CHECKED | JPC |
| DRAWN | JPC | REVISED | |
| FOUNDATION PLAN | | | |
| BRIDGE NO. WAR-TR2080-0002 | | | |
| OVERBROOK AVENUE (TR2080) OVER BEAR RUN | | | |
| WAR-TR2080-0.02 | | PID No. NONE | |
| 4 / 13 | | 23 32 | |

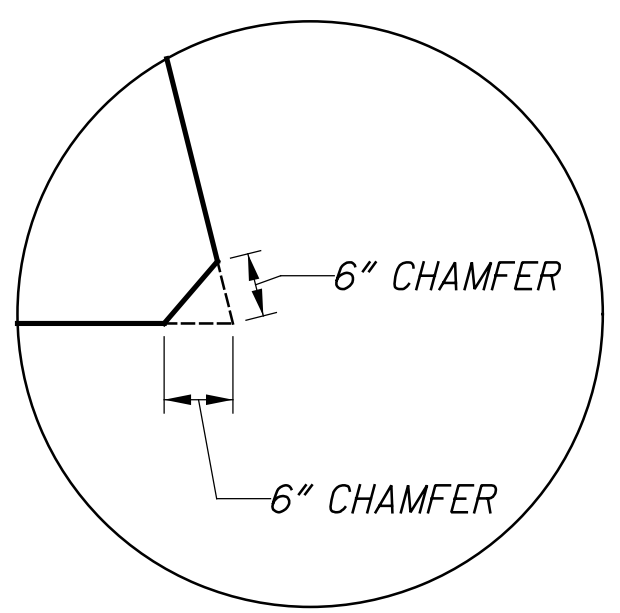


PLAN

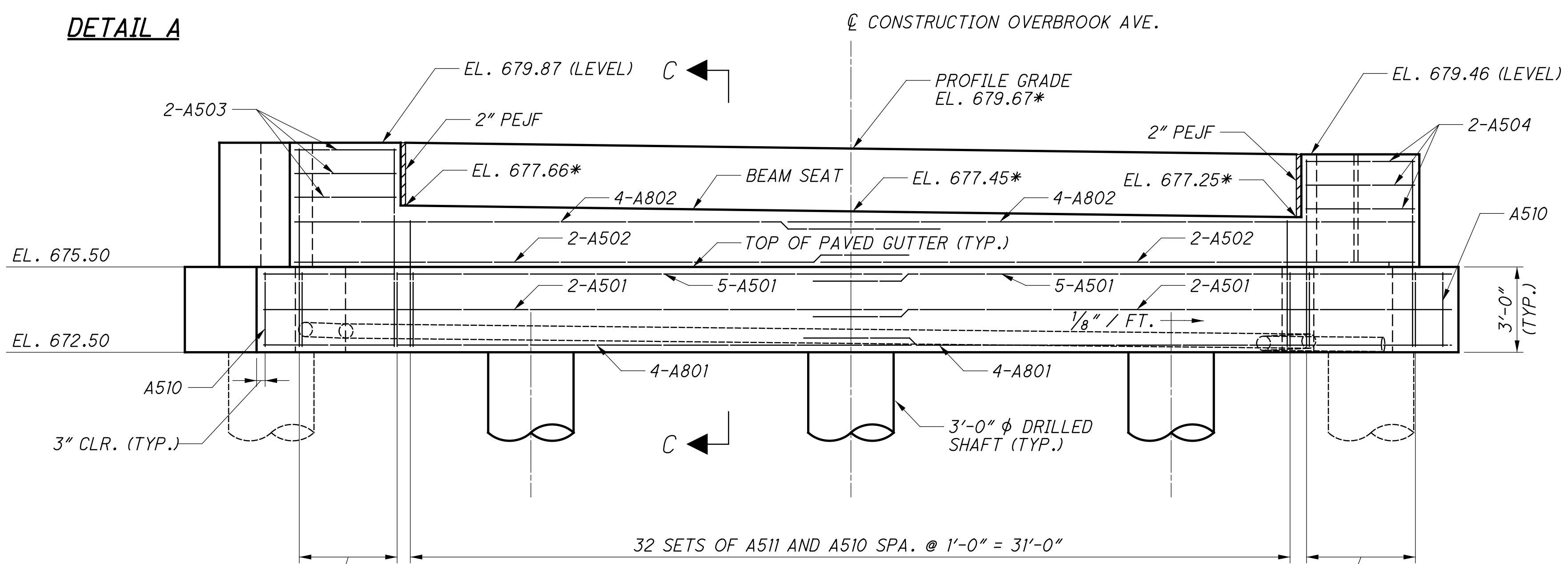


VIEW A-A

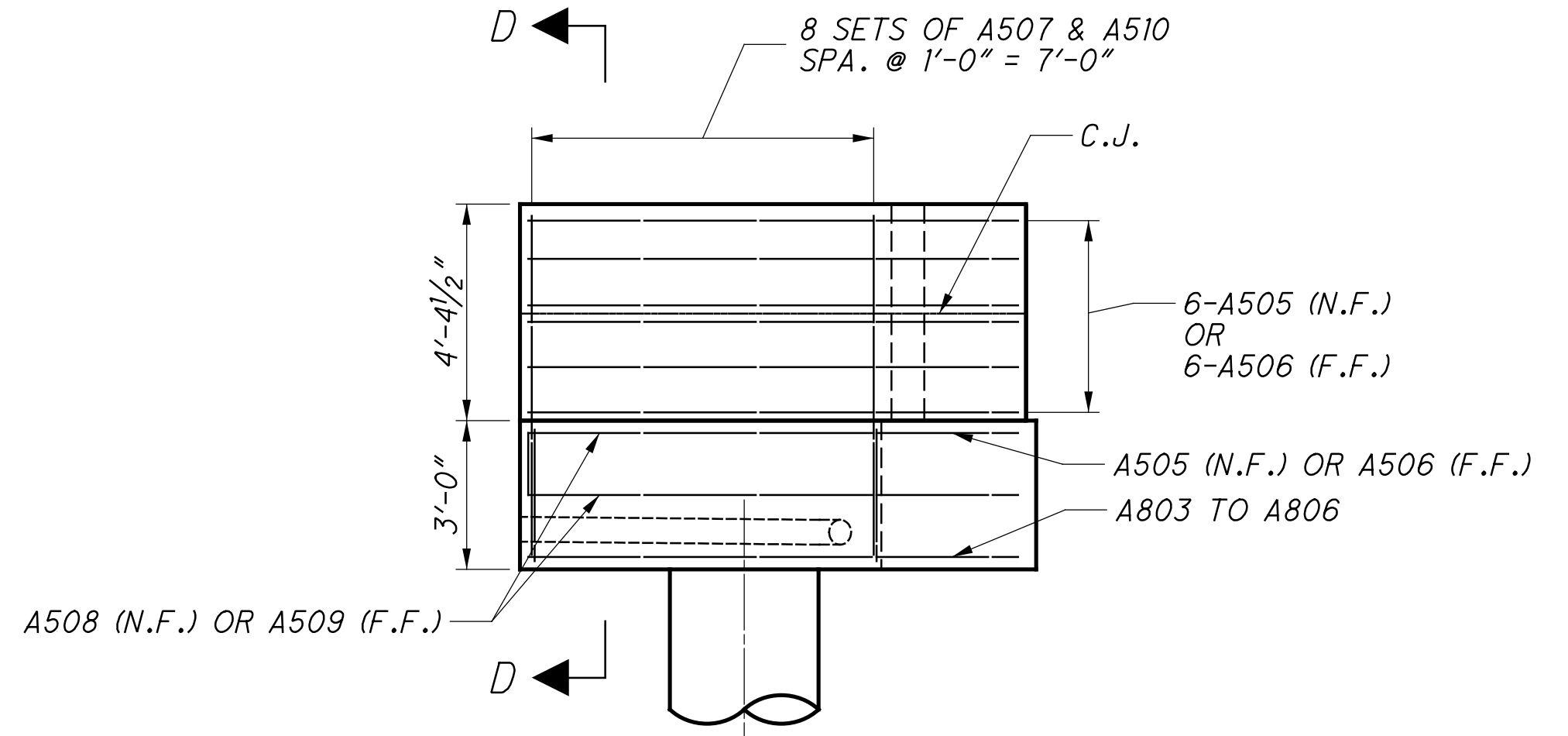
| BEAM SEAT ELEVATIONS | | | |
|----------------------|------------|------------|------------|
| CL BEAM 1 | EL. 677.27 | CL BEAM 6 | EL. 677.47 |
| CL BEAM 2 | EL. 677.31 | CL BEAM 7 | EL. 677.51 |
| CL BEAM 3 | EL. 677.35 | CL BEAM 8 | EL. 677.56 |
| CL BEAM 4 | EL. 677.39 | CL BEAM 9 | EL. 677.60 |
| CL BEAM 5 | EL. 677.43 | CL BEAM 10 | EL. 677.64 |



DETAIL A



ELEVATION



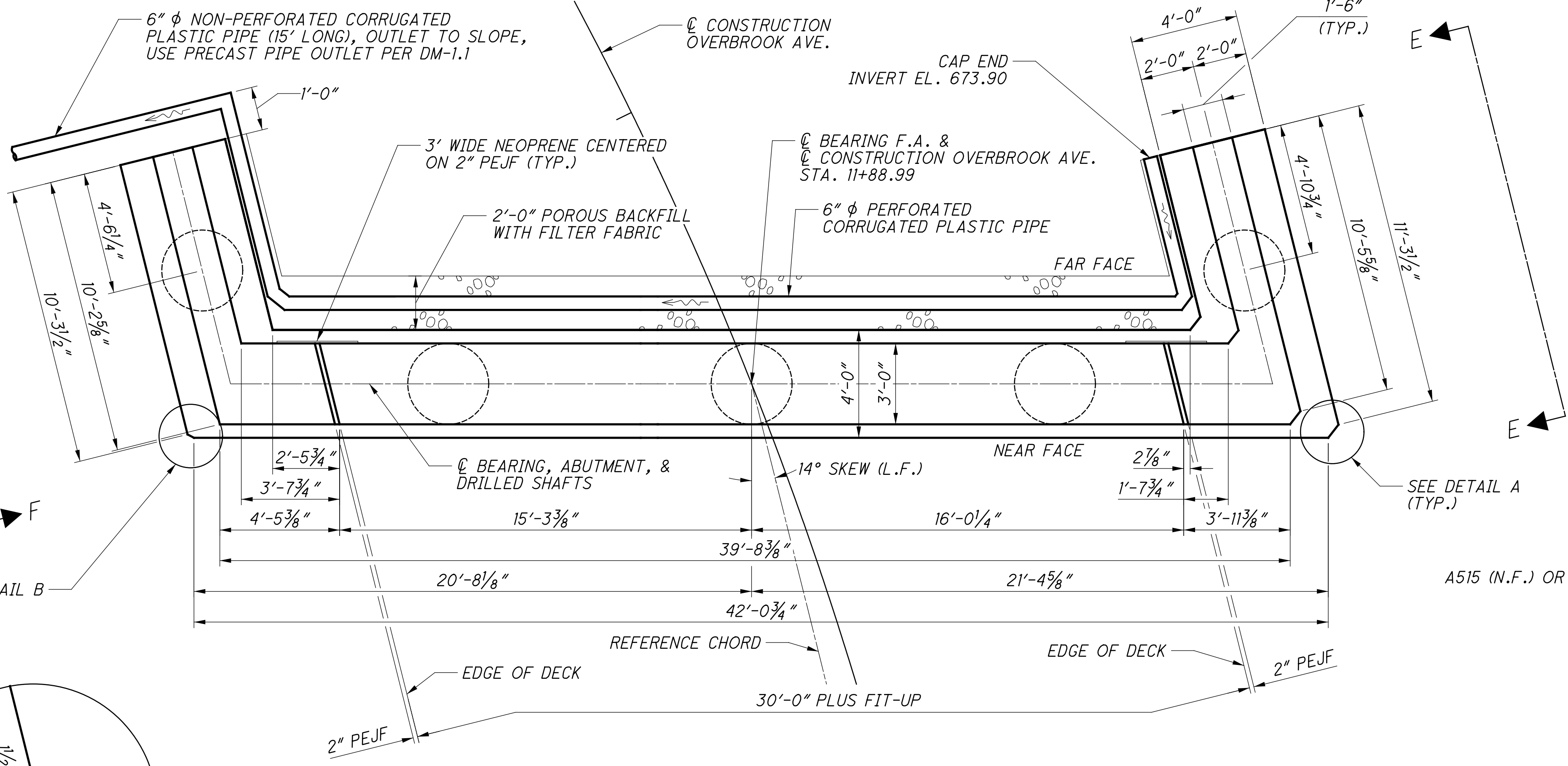

VIEW B-B

LEGEND:
 * = ELEVATION AT CL OF BEARING

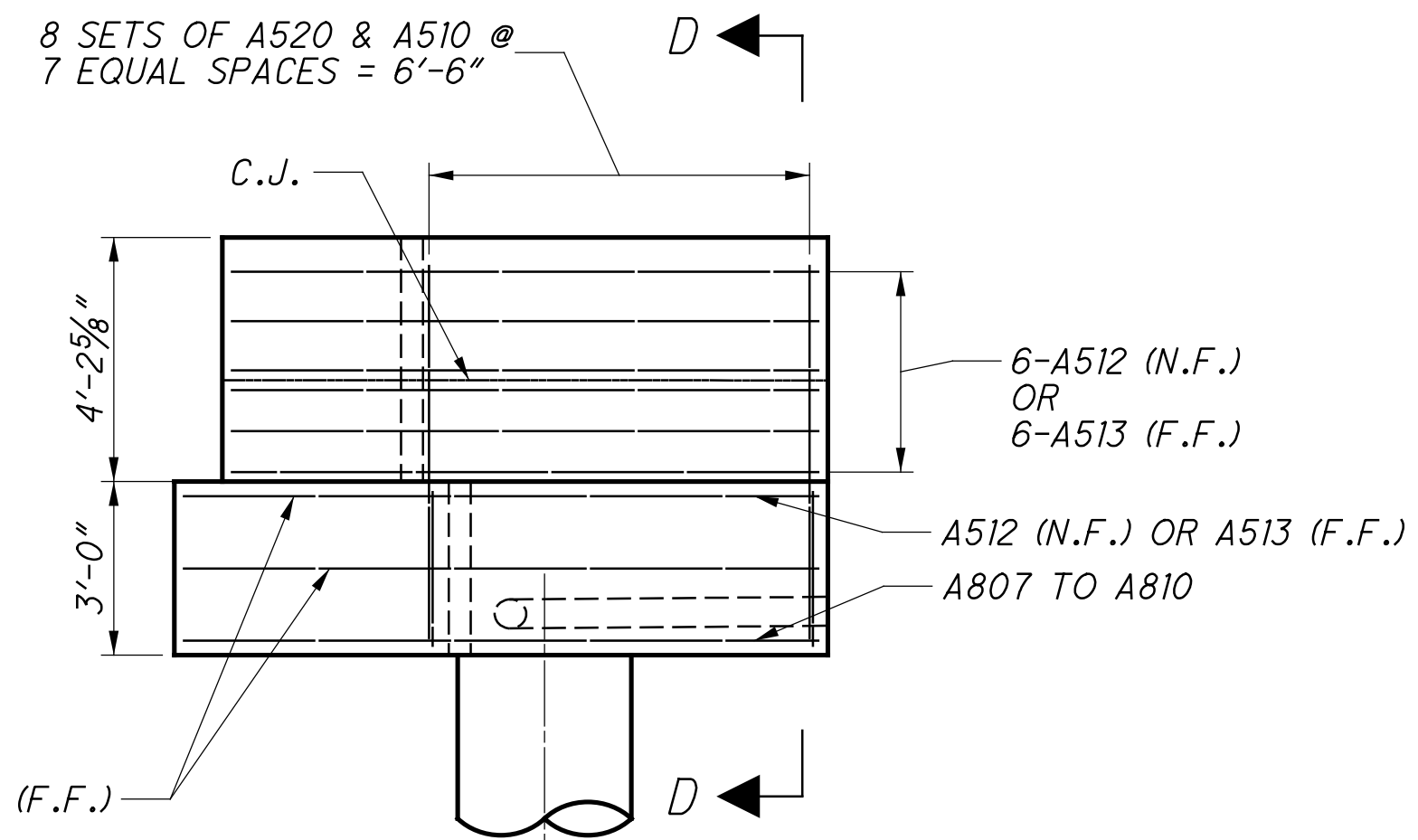
NOTES:
 1. SEE SHEET 7 OF 13 FOR SECTION C-C, D-D, AND ADDITIONAL DETAILS.
 2. TURN THE NEOPRENE SHEETING UPWARD AT THE 2" PEJF LIMITS TO 3" BELOW THE GROUNDLINE.

| MIN. LAP SPLICE LENGTH | |
|------------------------|-------|
| A5 BARS | 3'-1" |
| A801 | 3'-9" |
| A802 | 5'-4" |

Z:\2019\191349_OVERBROOKBRIDGE\Design\Structures\Sheets\191349_SRO01.dgn Sheet 3/12/2020 4:18:06 PM jpcarroll

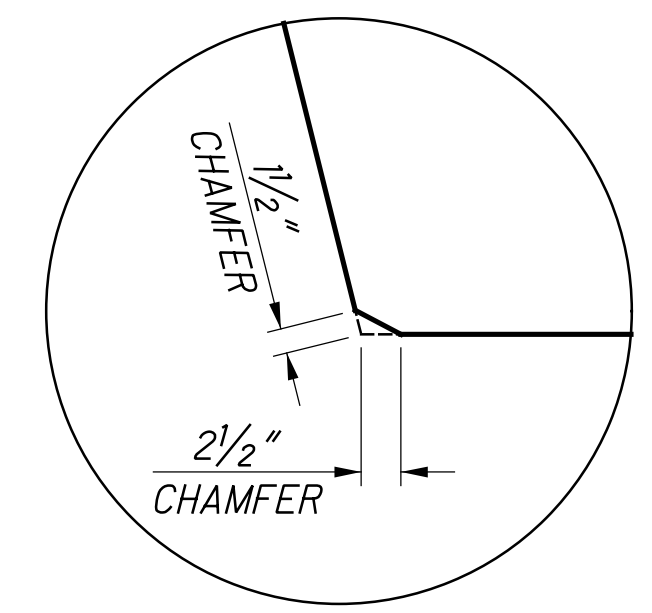


PLAN

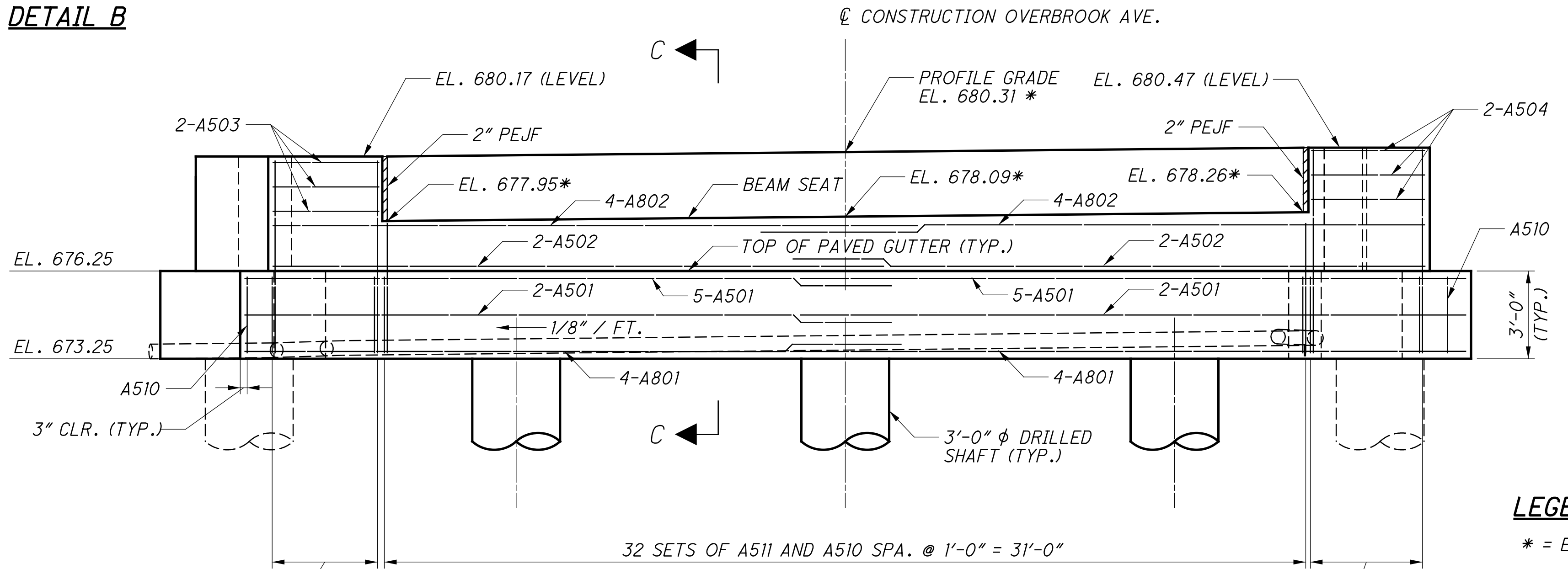


VIEW E-E

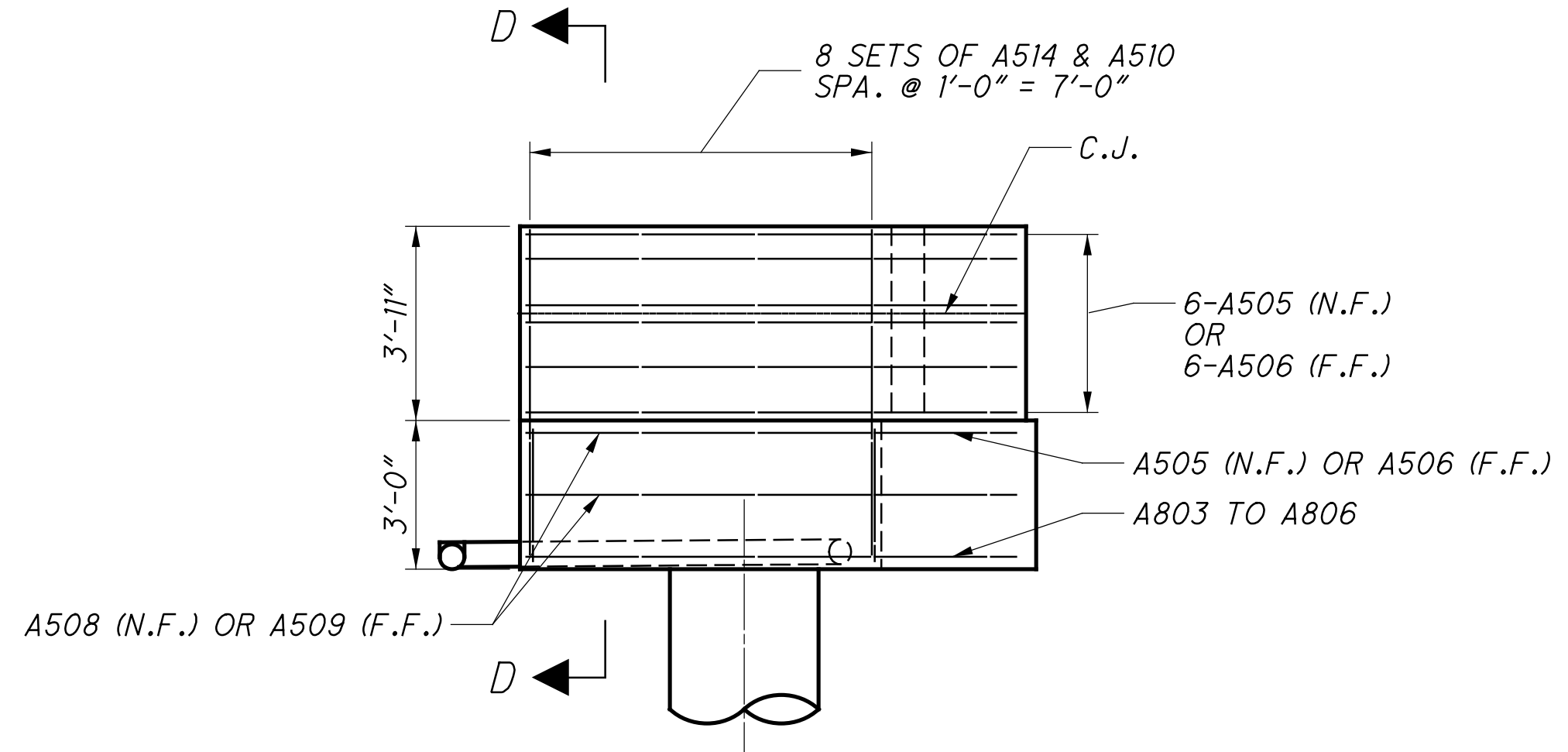
| BEAM SEAT ELEVATIONS | | | |
|----------------------|------------|------------|------------|
| CL BEAM 1 | EL. 677.97 | CL BEAM 6 | EL. 678.11 |
| CL BEAM 2 | EL. 677.99 | CL BEAM 7 | EL. 678.14 |
| CL BEAM 3 | EL. 678.02 | CL BEAM 8 | EL. 678.17 |
| CL BEAM 4 | EL. 678.05 | CL BEAM 9 | EL. 678.20 |
| CL BEAM 5 | EL. 678.08 | CL BEAM 10 | EL. 678.24 |



DETAIL B



ELEVATION



VIEW F-F

LEGEND:

* = ELEVATION AT CL OF BEARING

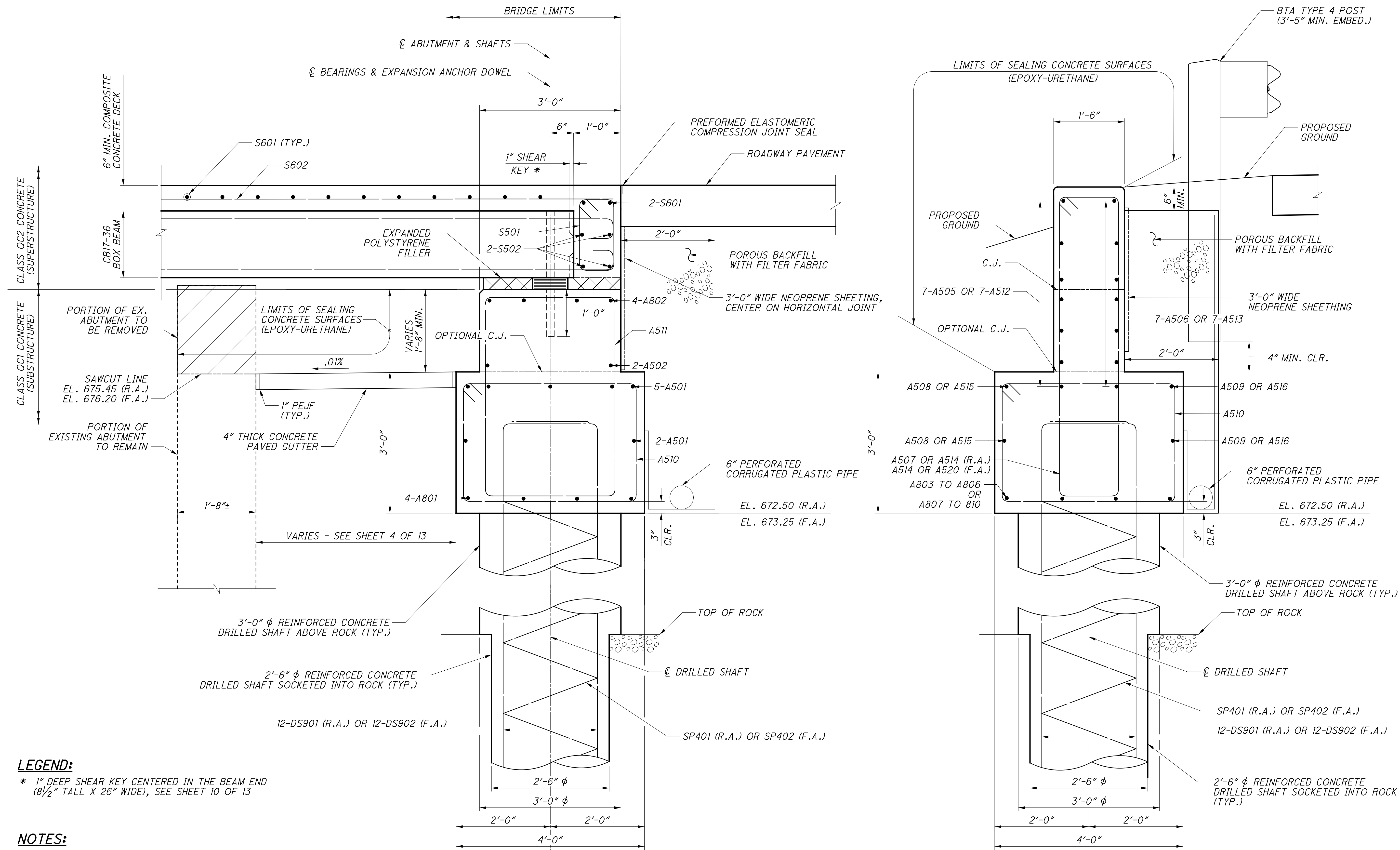
NOTES:

- FOR DETAIL "A" SEE SHEET 5 OF 13.
- DETAIL "B" REQUIRED DUE TO CONFLICT WITH EXISTING WINGWALL AT FORWARD ABUTMENT ONLY.
- SEE SHEET 7 OF 13 FOR SECTION C-C, D-D, AND ADDITIONAL DETAILS.
- TURN THE NEOPRENE SHEETING UPWARD AT THE 2" PEJF LIMITS TO 3" BELOW THE GROUNDLINE.

| MIN. LAP SPLICE LENGTH | |
|------------------------|-------|
| A5 BARS | 3'-1" |
| A801 | 3'-9" |
| A802 | 5'-4" |

Z:\2019\191349_OVERBROOKBRIDGE\Design\Structures\Sheets\191349_SF001.dgn Sheet 3/12/2020 4:17:14 PM jpcarroll

Z:\2019\191349_OVERBROOKBRIDGE\Design\Structures\Sheets\191349_SR002.dgn Sheet 3/12/2020 4:18:09 PM jpcarrroll



LEGEND:

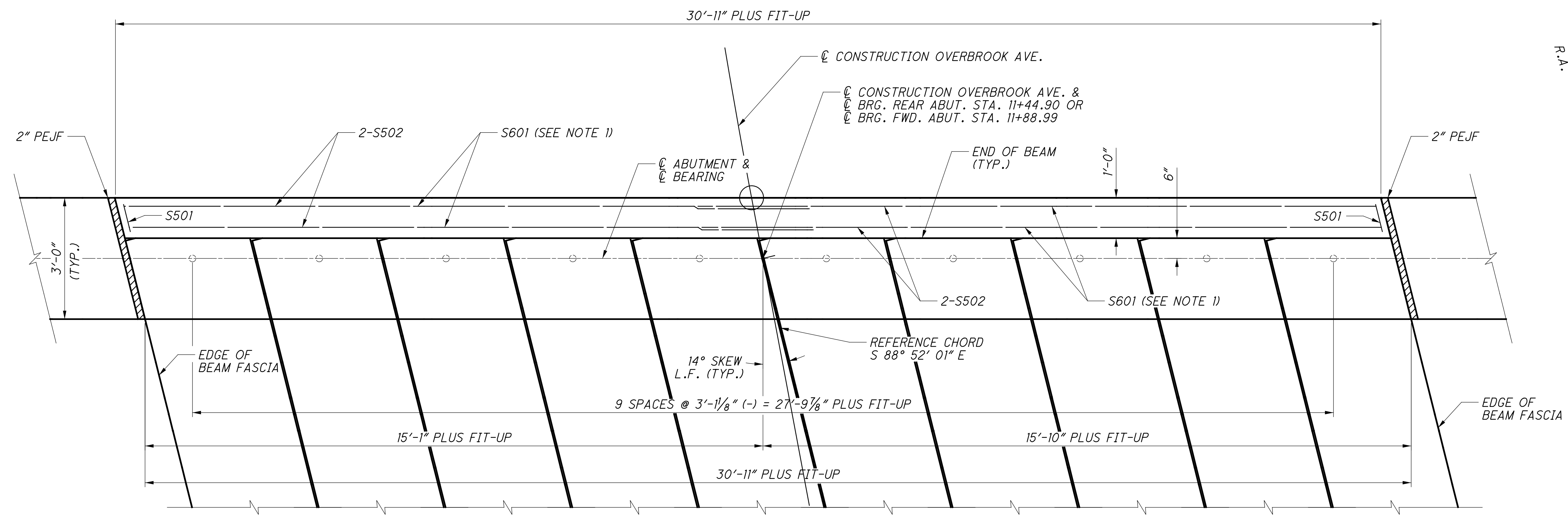
* 1" DEEP SHEAR KEY CENTERED IN THE BEAM END (8 1/2" TALL X 26" WIDE), SEE SHEET 10 OF 13

NOTES:

- BRIDGE SEAT REINFORCING, SETTING ANCHORS: ACCURATELY PLACE REINFORCING STEEL IN THE VICINITY OF THE BRIDGE SEAT TO AVOID INTERFERENCE WITH THE DRILLING OF ANCHOR BAR HOLES.
- ABUTMENT CONCRETE: DO NOT PLACE THE ABUTMENT CONCRETE ABOVE THE BRIDGE SEAT CONSTRUCTION JOINT UNTIL THE PRESTRESSED BOX BEAMS HAVE BEEN ERECTED.
- FOR TYPICAL DRILLED SHAFT AND ROCK SOCKET SECTIONS, SEE SHEET 4 OF 13.

| | | | |
|---|-----|-----------------------|---------|
| DESIGN AGENCY | | fishbeck | |
| DATE | | 2/27/20 | |
| REVIEWED | JBD | STRUCTURE FILE NUMBER | 8534081 |
| DRAWN | JMK | REVISED | |
| DESIGNED | JMK | CHECKED | JPC |
| ABUTMENT SECTIONS | | | |
| BRIDGE NO. WAR-TR2080-0002 | | | |
| OVERBROOK AVENUE (TR2080) OVER BEAR RUN | | | |
| WAR - TR2080-0.02 | | PID No. NONE | |
| 7 / 13 | | 26 32 | |

Z:\2019\191349\CAD\191349_OVERBROOKBRIDGE\Design\Structures\Sheets\191349_SR003.dgn Sheet 3/12/2020 4:18:11 PM jpcarroll



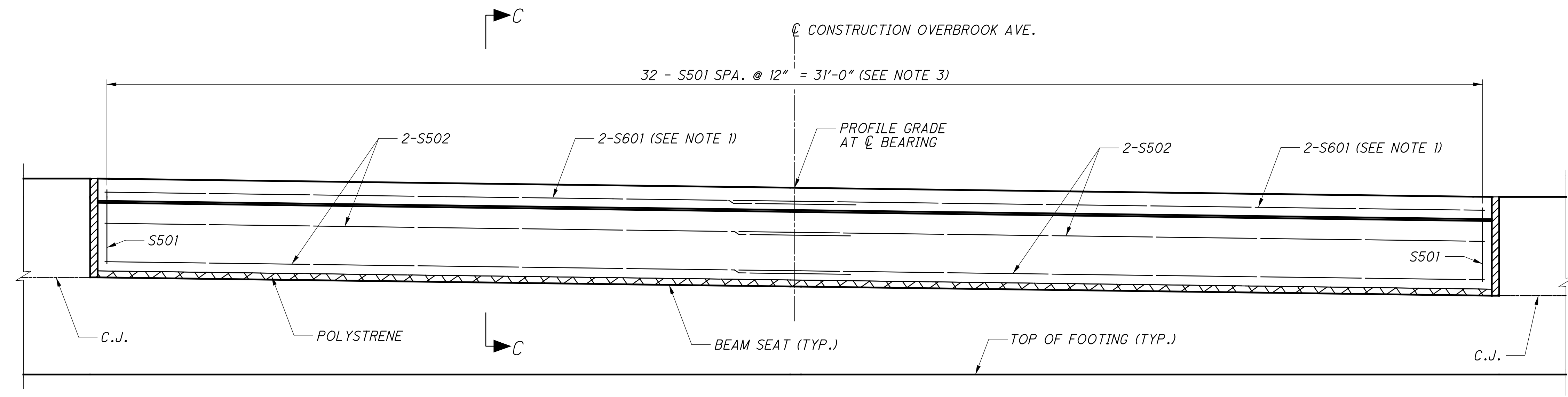
PLAN

(REAR ABUTMENT SHOWN, FORWARD ABUTMENT SIMILAR)

| MIN. LAP SPLICE LENGTH | |
|------------------------|--------|
| S502 | 2'-5" |
| S601 | 2'-10" |

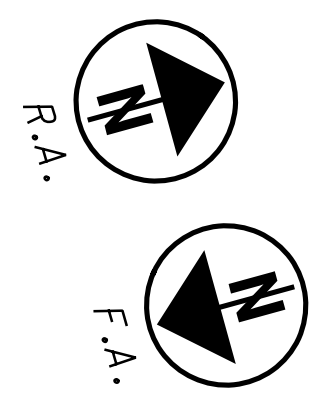
NOTES:

1. PLACE THE S601 TRANSVERSE BARS UNDER THE S602 LONGITUDINAL BARS AT THE END DIAPHRAGM LOCATION ONLY.
2. FOR SECTION C-C SEE SHEET 7 OF 13.
3. BARS SHALL BE PLACED PARALLEL TO THE REFERENCE CHORD OF OVERBROOK AVE. AND SPACING MEASURED ALONG @ ABUTMENT.
4. FOR ABUTMENT ELEVATIONS SEE SHEETS 5 AND 6 OF 13.



ELEVATION

(REAR ABUTMENT SHOWN, FORWARD ABUTMENT SIMILAR)



DESIGN AGENCY: FISHBECK ENGINEERING INC. 1355 PINE HILL CINCINNATI, OH 45241 (513) 469-2370

fishbeck

BRIDGE NO. WAR-TR2080-0002
OVERBROOK AVENUE (TR2080) OVER BEAR RUN

WAR-TR2080-0.02
PID No. NONE

8 / 13

27 / 32

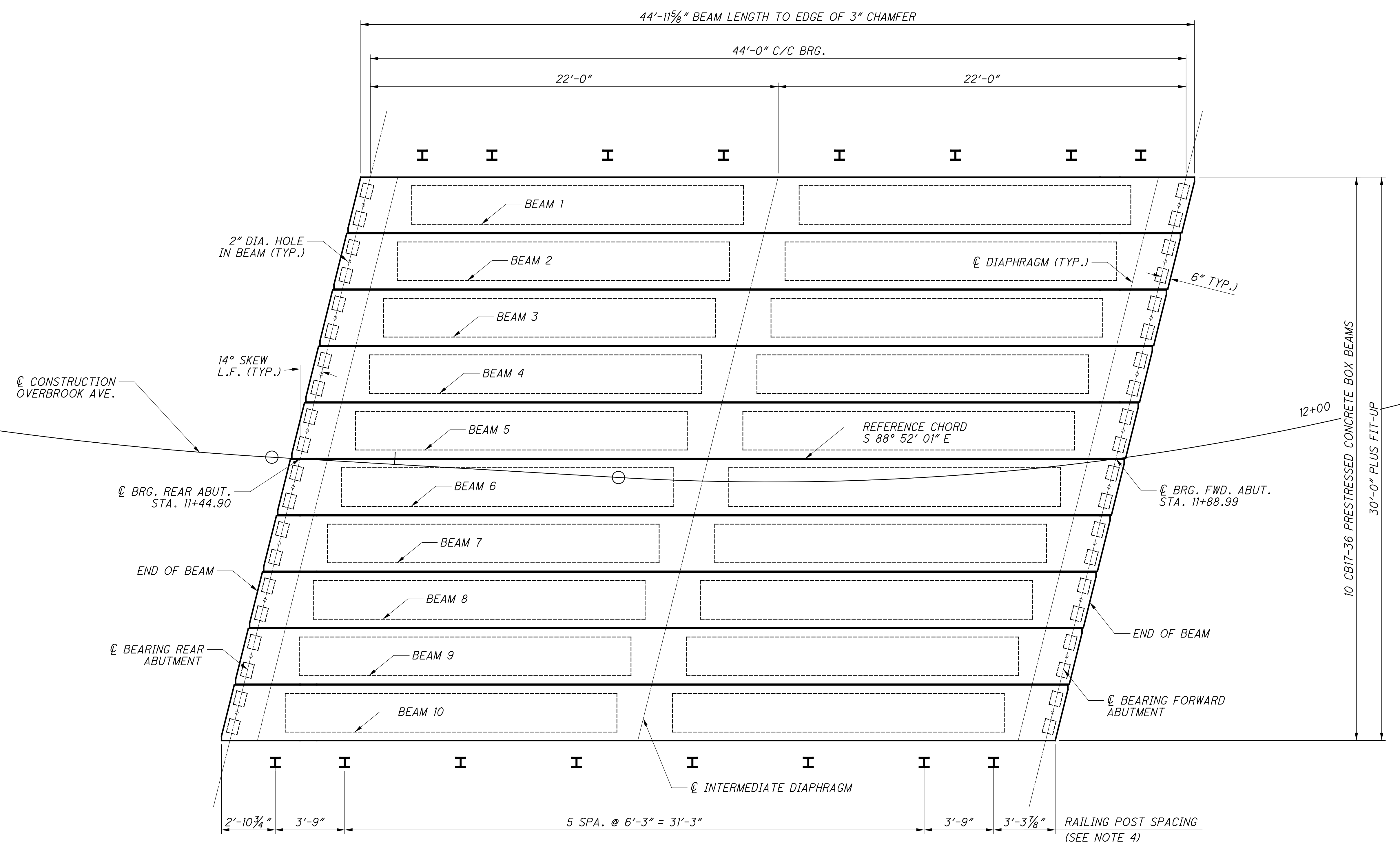

DESIGNED: JPC
CHECKED: JMK

DRAWN: JPC
REVISED:

REVIEWED: JBD
STRUCTURE FILE NUMBER: 8534081

DATE: 2/27/20

Z:\2019\191349_CAD\191349_OVERBROOKBRIDGE\Design\Structures\Sheets\191349_SS001.dgn Sheet 3/12/2020 4:18:14 PM jpcarroll



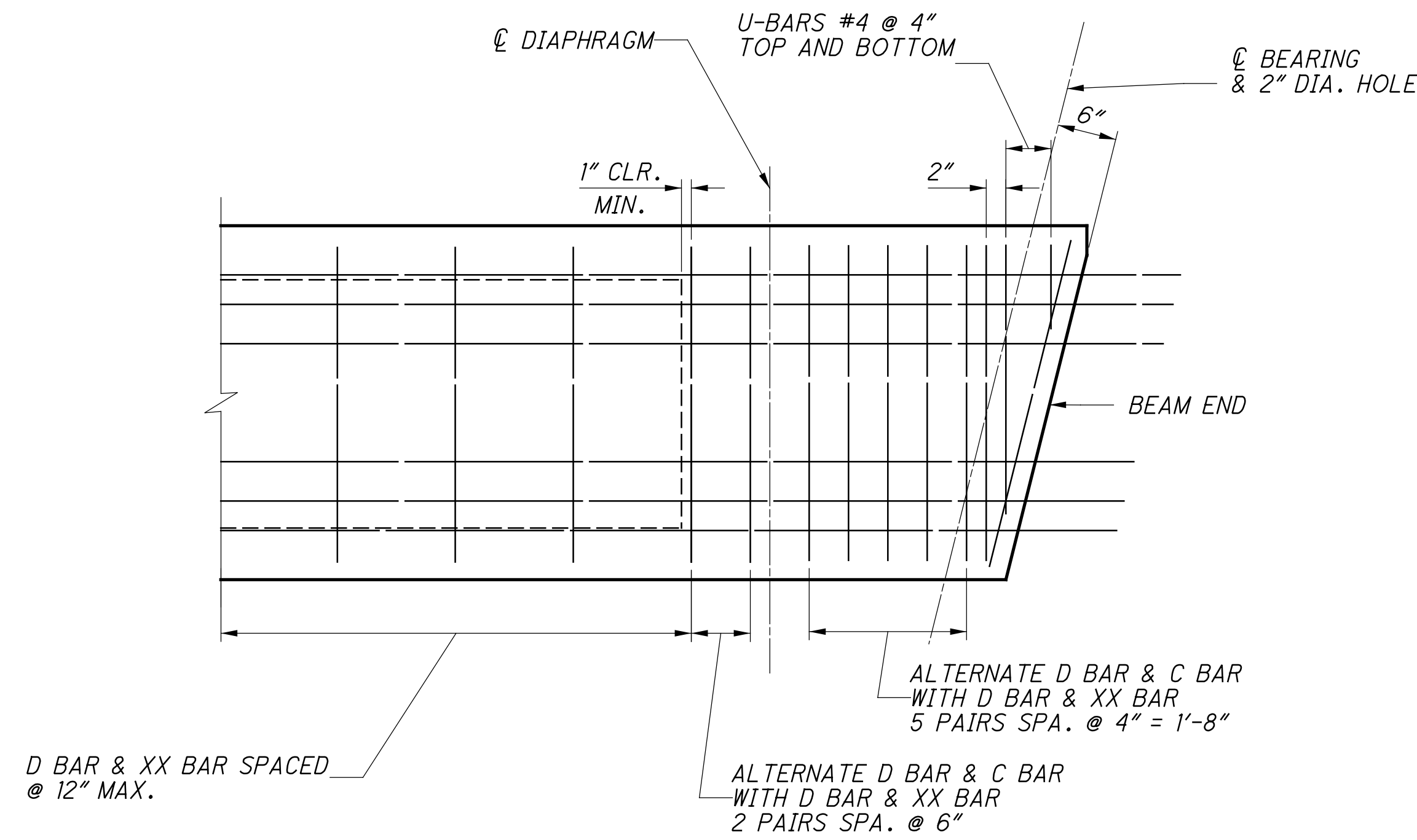
FRAMING PLAN

NOTES:

1. FOR ADDITIONAL NOTES AND DETAILS REGARDING PRESTRESSED CONCRETE BOX BEAMS SEE STD. DWG. PSBD-2-07.
2. FOR DOWEL HOLES IN THE ENDS OF THE BEAMS, PLACEMENT OF LAMINATED ELASTOMERIC BEARINGS AND LAMINATED ELASTOMERIC BEARING PAD DETAILS, SEE SHEET 10 OF 13.
3. FOR CAMBER AND DEFLECTION DIAGRAMS, SEE SHEET 12 OF 13.
4. POSTS DIMENSIONED FROM THE THE END OF THE EXTERIOR BOX BEAM (EDGE OF 3" CHAMFER) AND THE SPACING IS TYPICAL ALONG THE DIRECTION OF TRAVEL. FOR ADDITIONAL POST DETAILS NOT SHOWN SEE STANDARD DRAWING DBR-2-73.

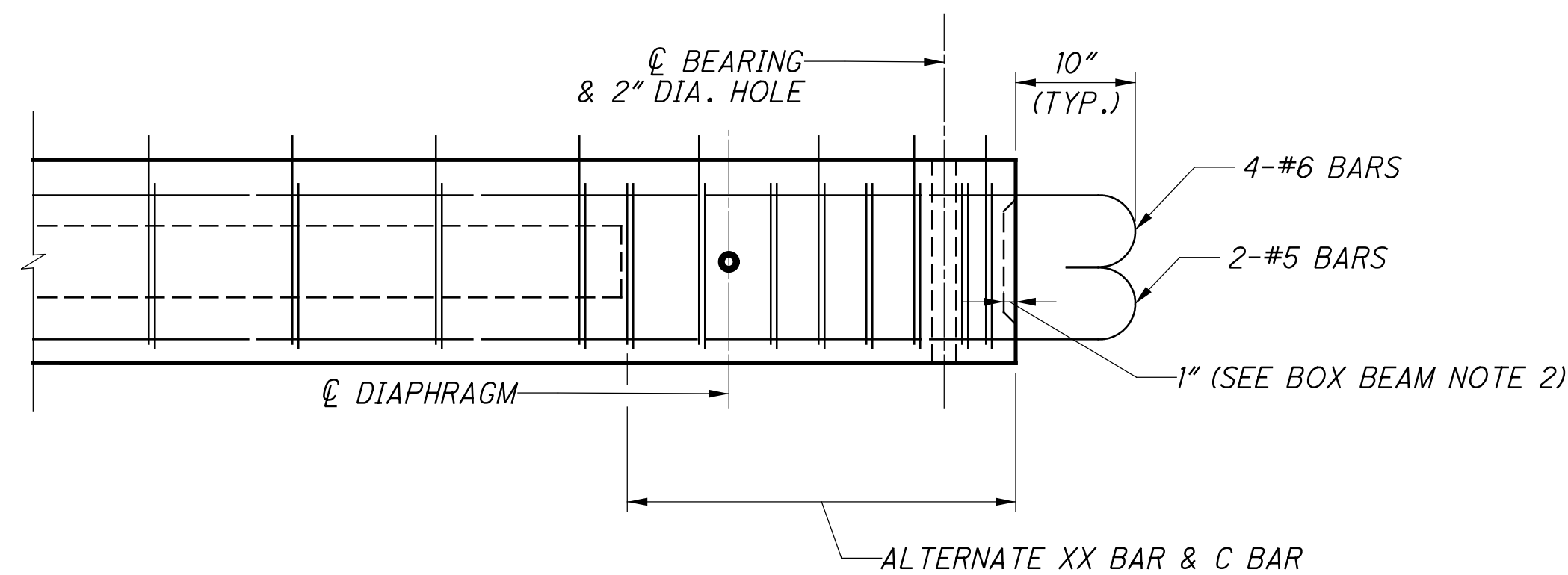
| | | | | | |
|---|---|--|-----------------------------------|---|--|
| <p>WAR-TR2080-0.02</p> <p>PID No. NONE</p> | <p>FRAMING PLAN</p> <p>BRIDGE NO. WAR-TR2080-0002</p> <p>OVERBROOK AVENUE (TR2080) OVER BEAR RUN</p> | <p>DESIGNED: JMK</p> <p>CHECKED: JPC</p> | <p>DRAWN: JPC</p> <p>REVISED:</p> | <p>REVIEWED: JBD</p> <p>DATE: 2/27/20</p> <p>STRUCTURE FILE NUMBER: 8534081</p> | <p>DESIGN AGENCY:</p> <p>fishbeck</p> <p>FISHBECK ENGINEERING INC. 1355 RESERVE SUITE 500 CINCINNATI, OH 45241 (513) 469-2370</p> |
| <p>9 / 13</p> | <p>28</p> <p>32</p> | | | | |

Z:\2019\191349_OVERBROOKBRIDGE\Design\Structures\Sheets\191349_SS002.dgn Sheet 3/12/2020 4:18:17 PM jpcarroll



PLAN

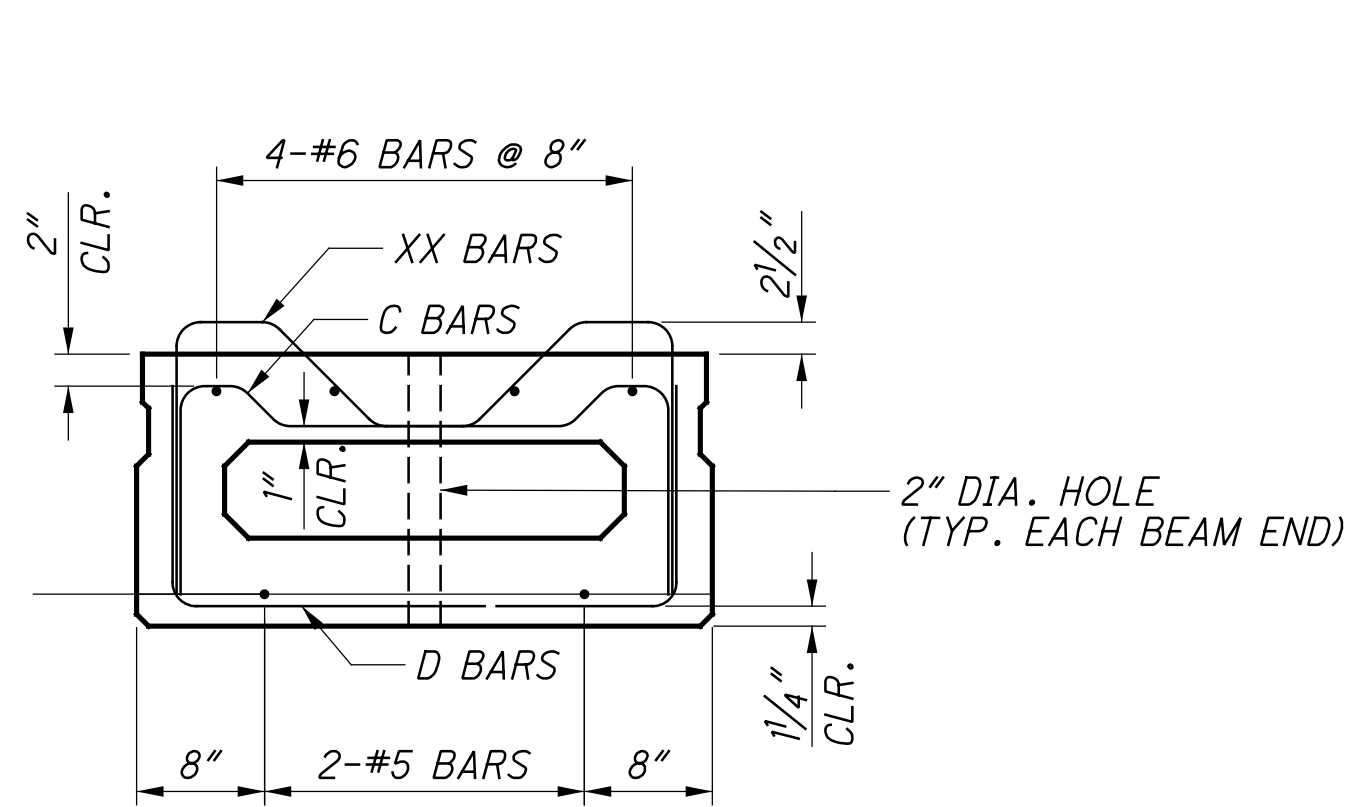
INTERIOR BEAM SHOWN



BEAM ELEVATION

BEARING PAD NOTES:

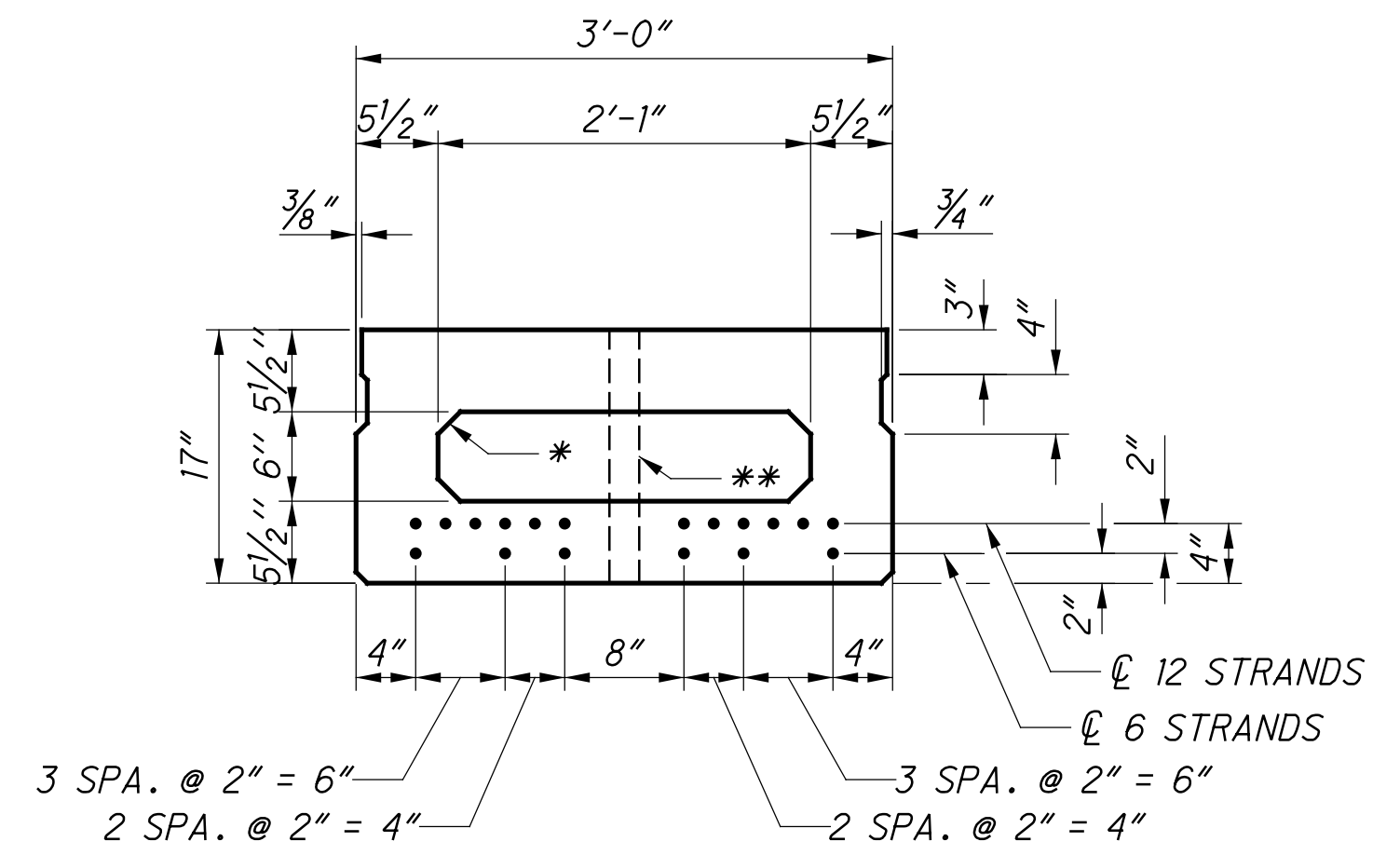
1. THE ELASTOMER SHALL HAVE A HARDNESS OF 50 DUROMETER. THE BEARINGS WERE DESIGNED IN ACCORDANCE WITH SECTION 14.7.6 (METHOD A) OF THE AASHTO LRFD BRIDGE DESIGN SPECIFICATIONS. THE LONG TERM COMPRESSION PROOF LOAD TEST (AASHTO STANDARD SPECIFICATIONS FOR HIGHWAY BRIDGES, DIVISION II, SECTION 18.7.2.6) IS NOT REQUIRED.
2. ALL BEARINGS SHALL BE MARKED PRIOR TO SHIPPING. THE MARKS SHALL INCLUDE THE BEARING LOCATION ON THE BRIDGE, AND A DIRECTION ARROW THAT POINTS UP-STATION. ALL MARKS SHALL BE PERMANENT AND BE VISIBLE AFTER THE BEARING IS INSTALLED.



CB17-36 REINFORCING

BOX BEAM NOTES:

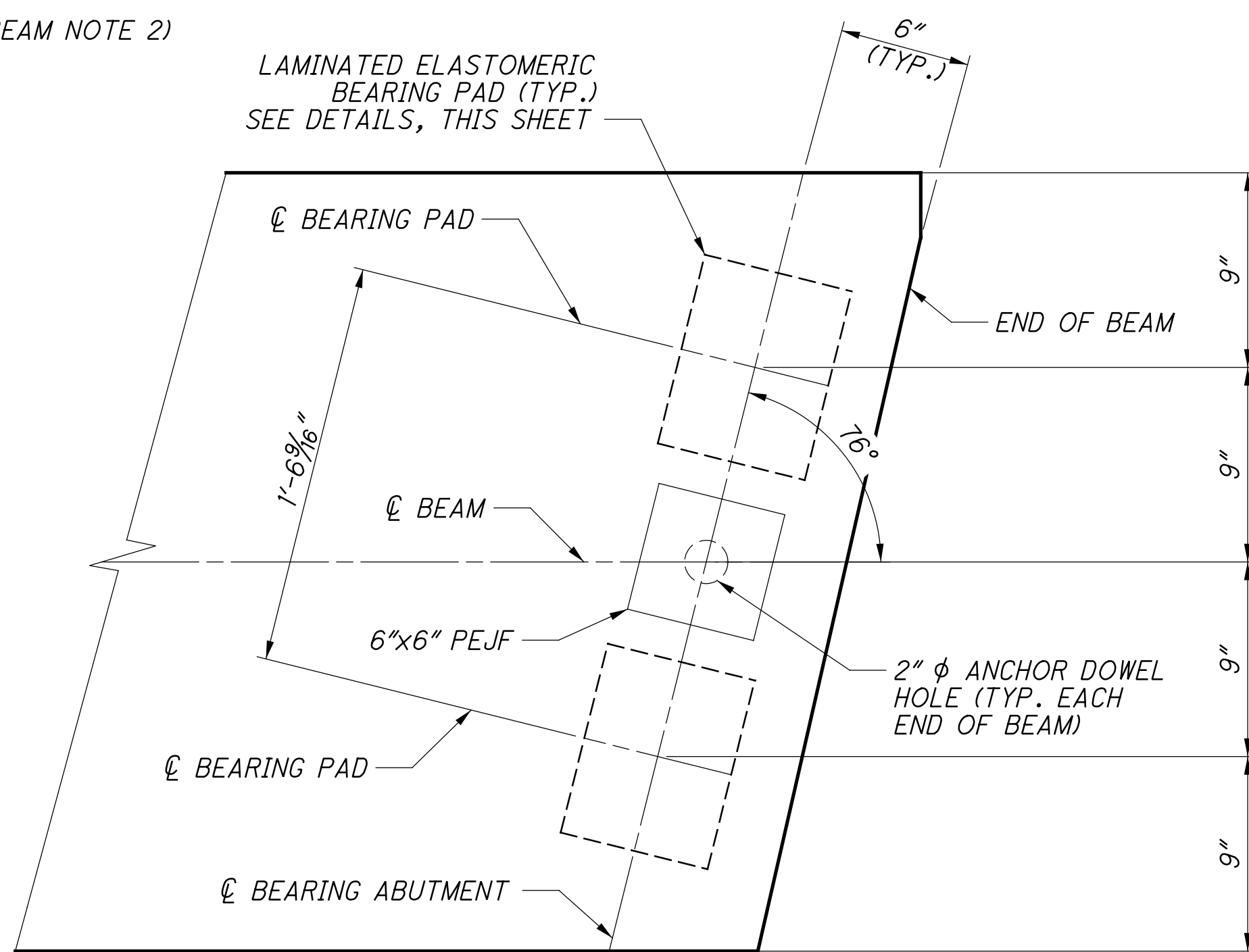
1. FOR DIMENSIONS OF BARS C, D, AND XX AND FOR ADDITIONAL DETAILS AND NOTES NOT SHOWN SEE STD. DWG. PSBD-2-07, SHEETS 1 THROUGH 4 OF 4.
2. PROVIDE A 1" DEEP SHEAR KEY CENTERED IN THE BEAM END. THE HEIGHT OF THE SHEAR KEY SHALL BE 8 1/2" AND THE WIDTH SHALL BE 26".
3. FABRICATOR'S SHOP DRAWINGS SHALL SHOW COMPLETE DETAILS OF THE EPOXY COATED REINFORCING BARS IN THE BOX BEAM.
4. ALL REINFORCING STEEL SHALL BE INCLUDED WITH ITEM 515 FOR PAYMENT.
5. SEE GENERAL NOTES SHEET 2 OF 14 FOR BEAM MATERIAL PROPERTIES AND THE INITIAL STRAND STRESS.



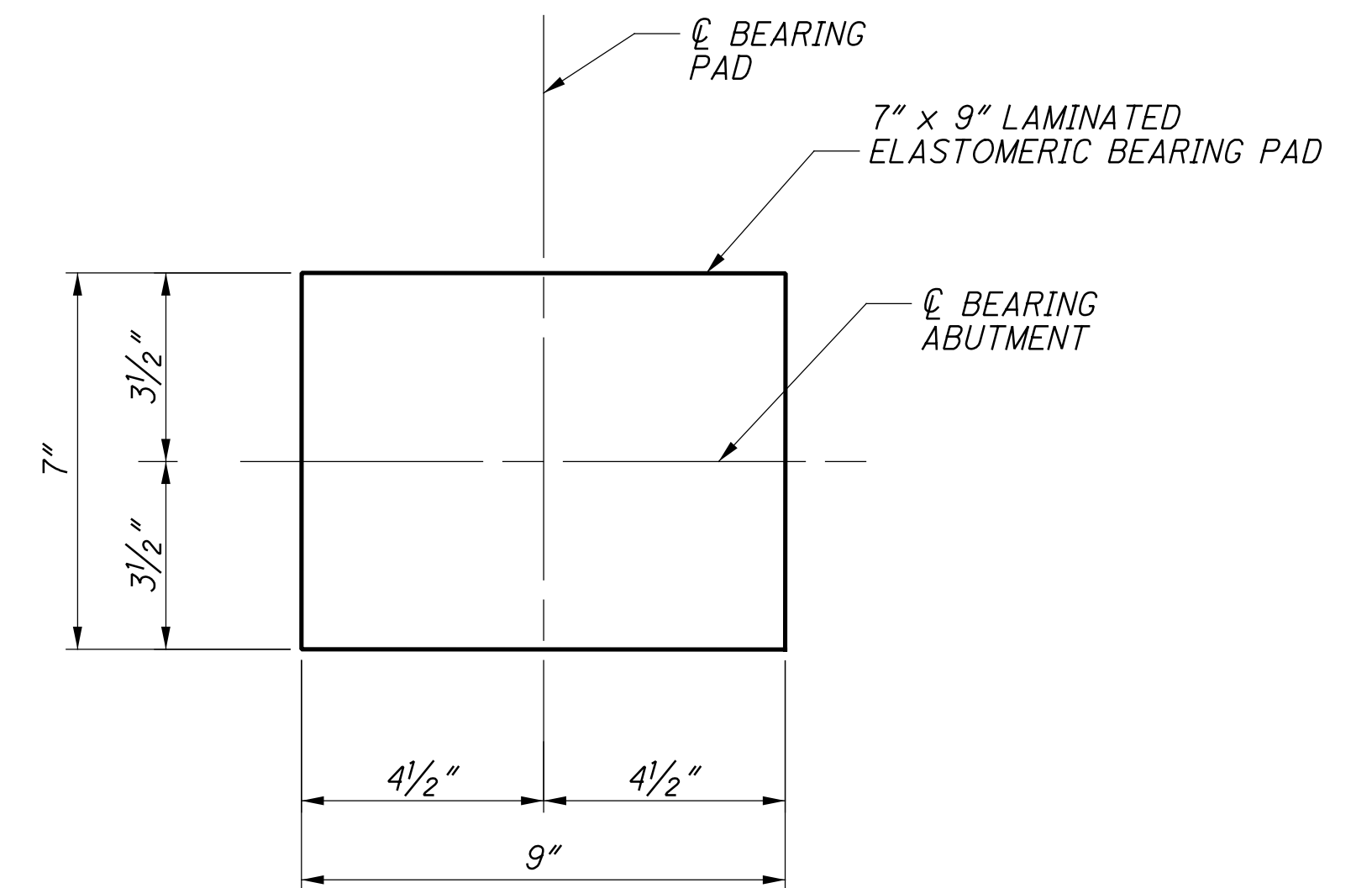
CB17-36 STRAND PATTERN

• 0.5" DIA. GRADE 270, LOW RELAXATION STRANDS (18 STRANDS TOTAL)

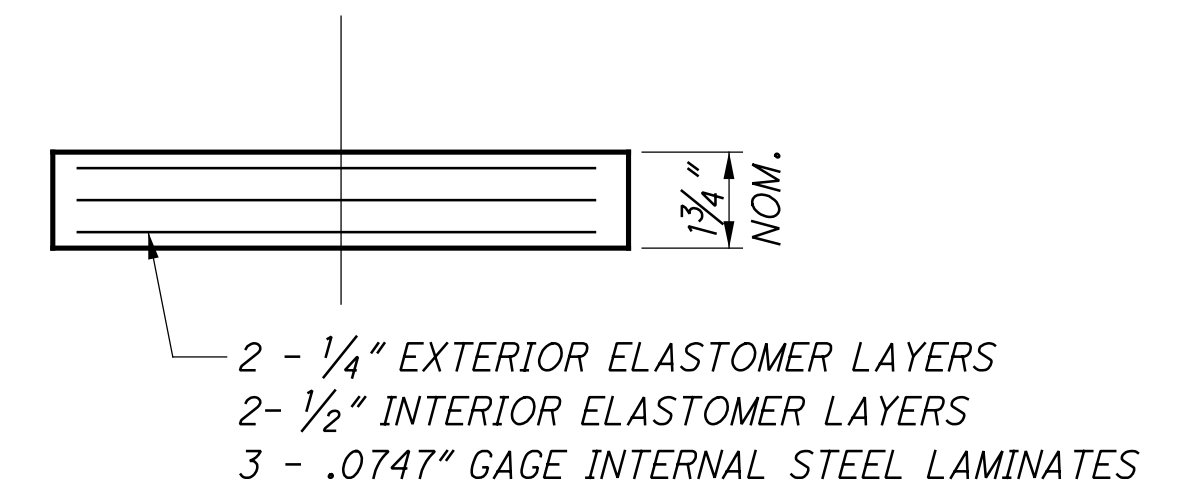
- * 1/2" X 1/2" FILLET (TYP.)
- ** 2" DIA. HOLE (TYP. EACH BEAM END)



BEARING PAD PLACEMENT PLAN



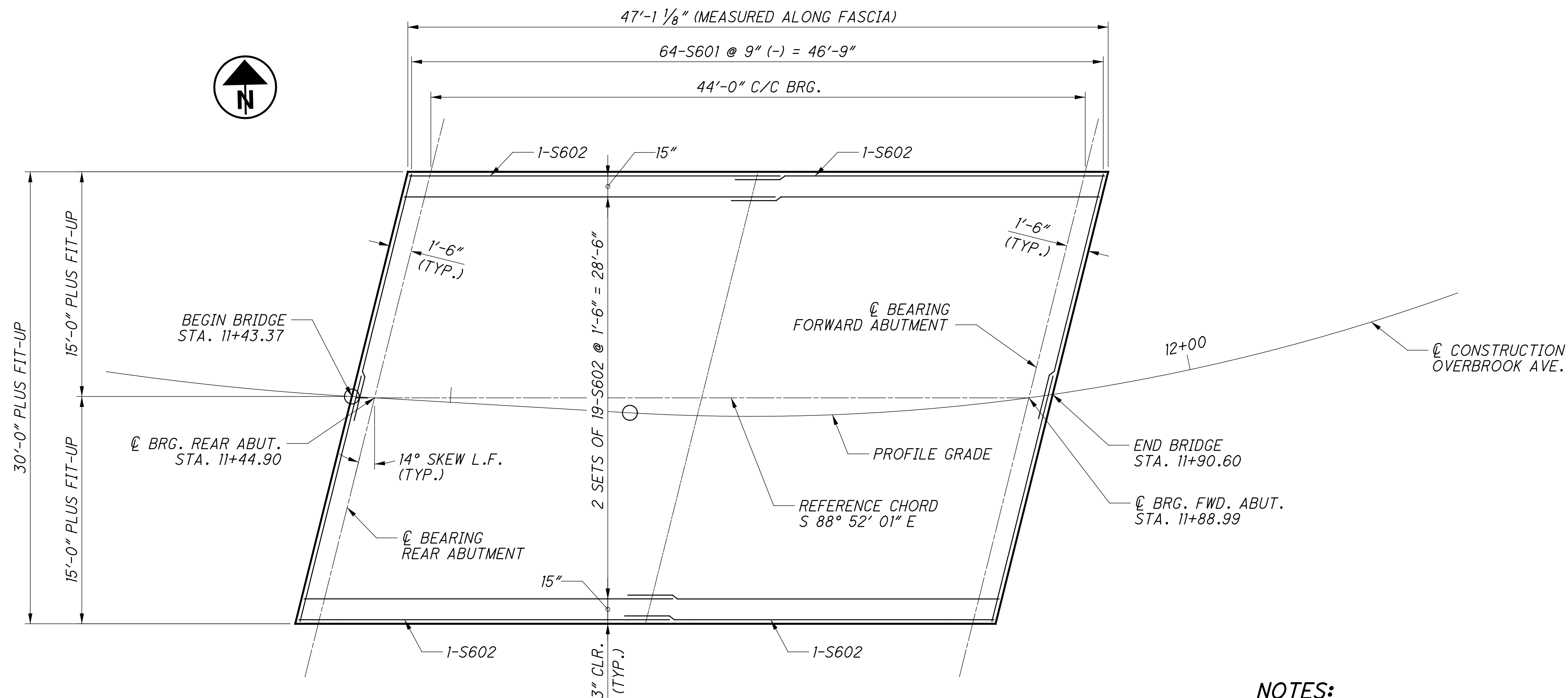
PLAN



LAMINATED ELASTOMERIC BEARING PAD

LIVE LOAD REACTION (W/O IMPACT): 12.0 KIPS
 DEAD LOAD REACTION: 9.3 KIPS
 MAXIMUM DESIGN LOAD: 21.3 KIPS

Z:\2019\191349\CAD\191349_OVERBROOKBRIDGE\Design\Structures\Sheets\191349_SD001.dgn_Sheet 3/12/2020 4:17:08 PM jpcarroll

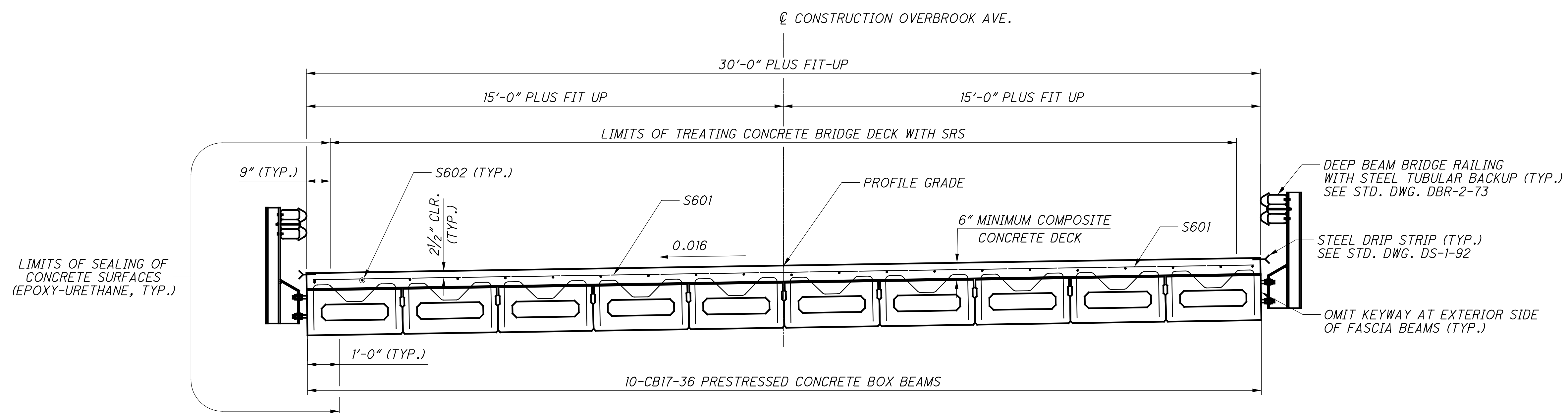


SLAB PLAN

| MIN. LAP SPLICE LENGTH | |
|------------------------|--------|
| S601 & S602 | 2'-10" |

NOTES:

- FOR SLAB THICKNESS AND SCREED ELEVATIONS SEE SHEET 12 OF 13.
- DECK SLAB THICKNESS FOR CONCRETE QUANTITY: THE ESTIMATED QUANTITY OF DECK CONCRETE IS MEASURED ACCORDING TO CMS ITEM 511. IN ADDITION TO THE DESIGN SLAB THICKNESS, THE QUANTITY INCLUDES A VARIABLE HAUNCH THICKNESS THAT PROVIDES ALLOWANCE FOR VERTICAL GRADE ADJUSTMENT AND BEAM CAMBER.
- THE S601 BARS SHALL BE PLACED PARALLEL TO THE ABUTMENTS WITH THE 9" SPACING MEASURED PARALLEL TO THE REFERENCE CHORD.



TRANSVERSE SECTION

DESIGN AGENCY
 FISHBEEK
 1355 PULASKI HWY
 SUITE 500
 CINCINNATI, OH 45241
 (513) 469-2370

fishbeck

DATE
 2/27/20

REVIEWED
 JBD

STRUCTURE FILE NUMBER
 8334081

DRAWN
 JMK

CHECKED
 JPC

DESIGNED
 JMK

REVISER
 JPC

TRANSVERSE SECTION
 BRIDGE NO. WAR-TR2080-0002
 OVERBROOK AVENUE (TR2080) OVER BEAR RUN

WAR-TR2080-0.02
 PID No. NONE

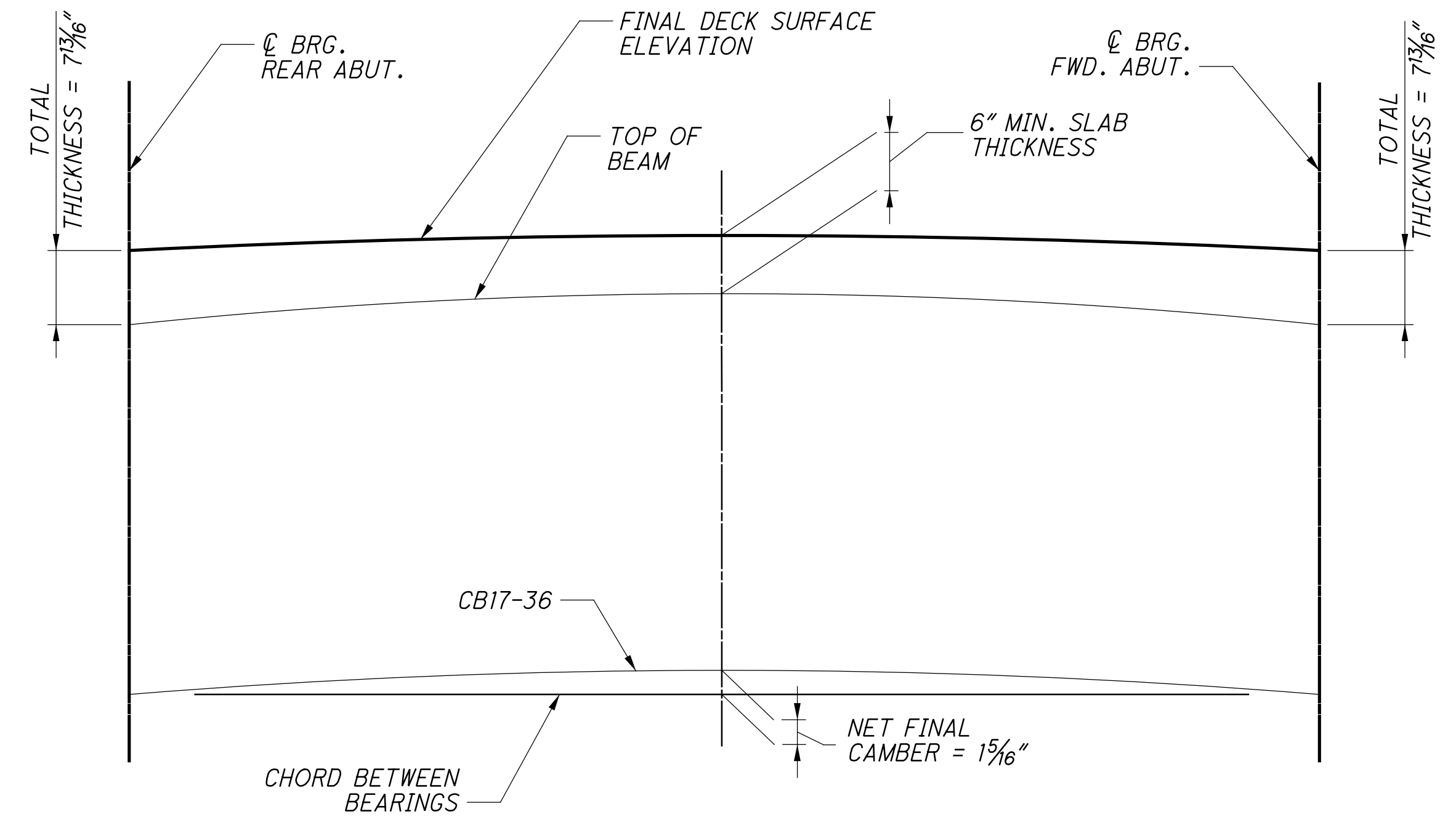
11/13

30/32

Z:\2019\191349\CAD\191349_OVERBROOKBRIDGE\Design\Structures\Sheets\191349_SD002.dgn Sheet 3/12/2020 4:17:10 PM jpcarroll

| | SCREED ELEVATIONS | | | | | |
|--------------------|-------------------|-------------------|------------|------------|------------|-------------------|
| | SPAN LOCATION | CL BRG REAR ABUT. | 1/4 SPAN | 1/2 SPAN | 3/4 SPAN | CL BRG FWD. ABUT. |
| LEFT EDGE OF DECK | STATION | 11+47.79 | 11+58.77 | 11+70.77 | 11+83.20 | 11+95.43 |
| | OFFSET | 15.38' LT. | 16.03' LT. | 16.43' LT. | 15.91' LT. | 14.42' LT. |
| | SCREED ELEVATION | 679.46 | 679.66 | 679.85 | 680.02 | 680.17 |
| RIGHT EDGE OF DECK | STATION | 11+42.11 | 11+52.99 | 11+63.80 | 11+73.80 | 11+83.76 |
| | OFFSET | 15.39' RT. | 14.74' RT. | 14.11' RT. | 13.99' RT. | 14.66' RT. |
| | SCREED ELEVATION | 679.87 | 680.07 | 680.24 | 680.36 | 680.47 |

| | FINAL DECK SURFACE ELEVATIONS | | | | | |
|--------------------|-------------------------------|-------------------|------------|------------|------------|-------------------|
| | SPAN LOCATION | CL BRG REAR ABUT. | 1/4 SPAN | 1/2 SPAN | 3/4 SPAN | CL BRG FWD. ABUT. |
| LEFT EDGE OF DECK | STATION | 11+47.79 | 11+58.77 | 11+70.77 | 11+83.20 | 11+95.43 |
| | OFFSET | 15.38' LT. | 16.03' LT. | 16.43' LT. | 15.91' LT. | 14.42' LT. |
| | FINAL DECK SURFACE ELEVATION | 679.46 | 679.61 | 679.78 | 679.97 | 680.17 |
| CL BEAM 1 | STATION | 11+47.50 | 11+58.48 | 11+70.35 | 11+82.63 | 11+94.73 |
| | OFFSET | 13.86' LT. | 14.51' LT. | 14.93' LT. | 14.45' LT. | 13.01' LT. |
| | FINAL DECK SURFACE ELEVATION | 679.48 | 679.63 | 679.80 | 679.98 | 680.18 |
| CL BEAM 2 | STATION | 11+46.92 | 11+57.91 | 11+69.52 | 11+81.52 | 11+93.35 |
| | OFFSET | 10.78' LT. | 11.43' LT. | 11.89' LT. | 11.48' LT. | 10.14' LT. |
| | FINAL DECK SURFACE ELEVATION | 679.52 | 679.67 | 679.83 | 680.02 | 680.21 |
| CL BEAM 3 | STATION | 11+46.35 | 11+57.33 | 11+68.73 | 11+80.45 | 11+92.04 |
| | OFFSET | 7.70' LT. | 8.35' LT. | 8.84' LT. | 8.50' LT. | 7.25' LT. |
| | FINAL DECK SURFACE ELEVATION | 679.56 | 679.71 | 679.87 | 680.05 | 680.24 |
| CL BEAM 4 | STATION | 11+45.77 | 11+56.75 | 11+67.97 | 11+79.44 | 11+90.78 |
| | OFFSET | 4.62' LT. | 5.27' LT. | 5.79' LT. | 5.52' LT. | 4.36' LT. |
| | FINAL DECK SURFACE ELEVATION | 679.61 | 679.75 | 679.91 | 680.08 | 680.26 |
| CL BEAM 5 | STATION | 11+45.19 | 11+56.17 | 11+67.25 | 11+78.46 | 11+89.57 |
| | OFFSET | 1.54' LT. | 2.18' LT. | 2.74' LT. | 2.53' LT. | 1.46' LT. |
| | FINAL DECK SURFACE ELEVATION | 679.65 | 679.80 | 679.95 | 680.11 | 680.29 |
| PROFILE GRADE | STATION | 11+44.90 | 11+55.76 | 11+66.63 | 11+77.67 | 11+88.99 |
| | OFFSET | 0.00' | 0.00' | 0.00' | 0.00' | 0.00' |
| | FINAL DECK SURFACE ELEVATION | 679.67 | 679.83 | 679.98 | 680.14 | 680.31 |
| CL BEAM 6 | STATION | 11+44.61 | 11+55.59 | 11+66.56 | 11+77.53 | 11+88.41 |
| | OFFSET | 1.54' RT. | 0.90' RT. | 0.33' RT. | 0.46' RT. | 1.46' RT. |
| | FINAL DECK SURFACE ELEVATION | 679.69 | 679.84 | 679.99 | 680.15 | 680.32 |
| CL BEAM 7 | STATION | 11+44.03 | 11+55.01 | 11+65.90 | 11+76.64 | 11+87.30 |
| | OFFSET | 4.62' RT. | 3.98' RT. | 3.39' RT. | 3.46' RT. | 4.38' RT. |
| | FINAL DECK SURFACE ELEVATION | 679.73 | 679.88 | 680.03 | 680.18 | 680.35 |
| CL BEAM 8 | STATION | 11+43.45 | 11+54.43 | 11+65.27 | 11+75.78 | 11+86.24 |
| | OFFSET | 7.70' RT. | 7.06' RT. | 6.45' RT. | 6.47' RT. | 7.31' RT. |
| | FINAL DECK SURFACE ELEVATION | 679.77 | 679.92 | 680.07 | 680.22 | 680.38 |
| CL BEAM 9 | STATION | 11+42.87 | 11+53.85 | 11+64.66 | 11+74.96 | 11+85.21 |
| | OFFSET | 10.78' RT. | 10.14' RT. | 9.52' RT. | 9.48' RT. | 10.25' RT. |
| | FINAL DECK SURFACE ELEVATION | 679.81 | 679.96 | 680.11 | 680.26 | 680.42 |
| CL BEAM 10 | STATION | 11+42.36 | 11+53.27 | 11+64.08 | 11+74.17 | 11+84.23 |
| | OFFSET | 13.87' RT. | 13.22' RT. | 12.59' RT. | 12.50' RT. | 13.20' RT. |
| | FINAL DECK SURFACE ELEVATION | 679.85 | 680.00 | 680.15 | 680.29 | 680.45 |
| RIGHT EDGE OF DECK | STATION | 11+42.11 | 11+52.99 | 11+63.80 | 11+73.80 | 11+83.76 |
| | OFFSET | 15.39' RT. | 14.74' RT. | 14.11' RT. | 13.99' RT. | 14.66' RT. |
| | FINAL DECK SURFACE ELEVATION | 679.87 | 680.02 | 680.17 | 680.31 | 680.47 |



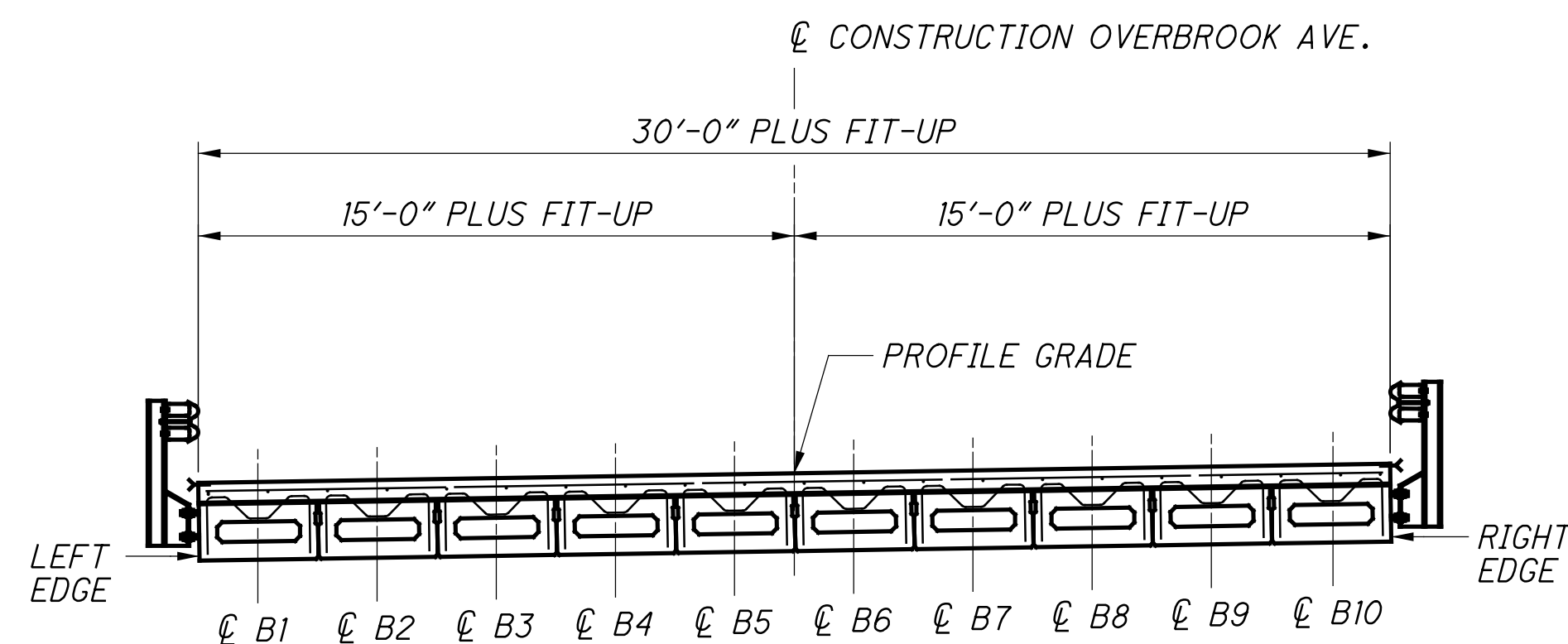
DEFLECTION AND CAMBER DIAGRAM
(NOT TO SCALE)

DEFLECTION AND CAMBER NOTES:

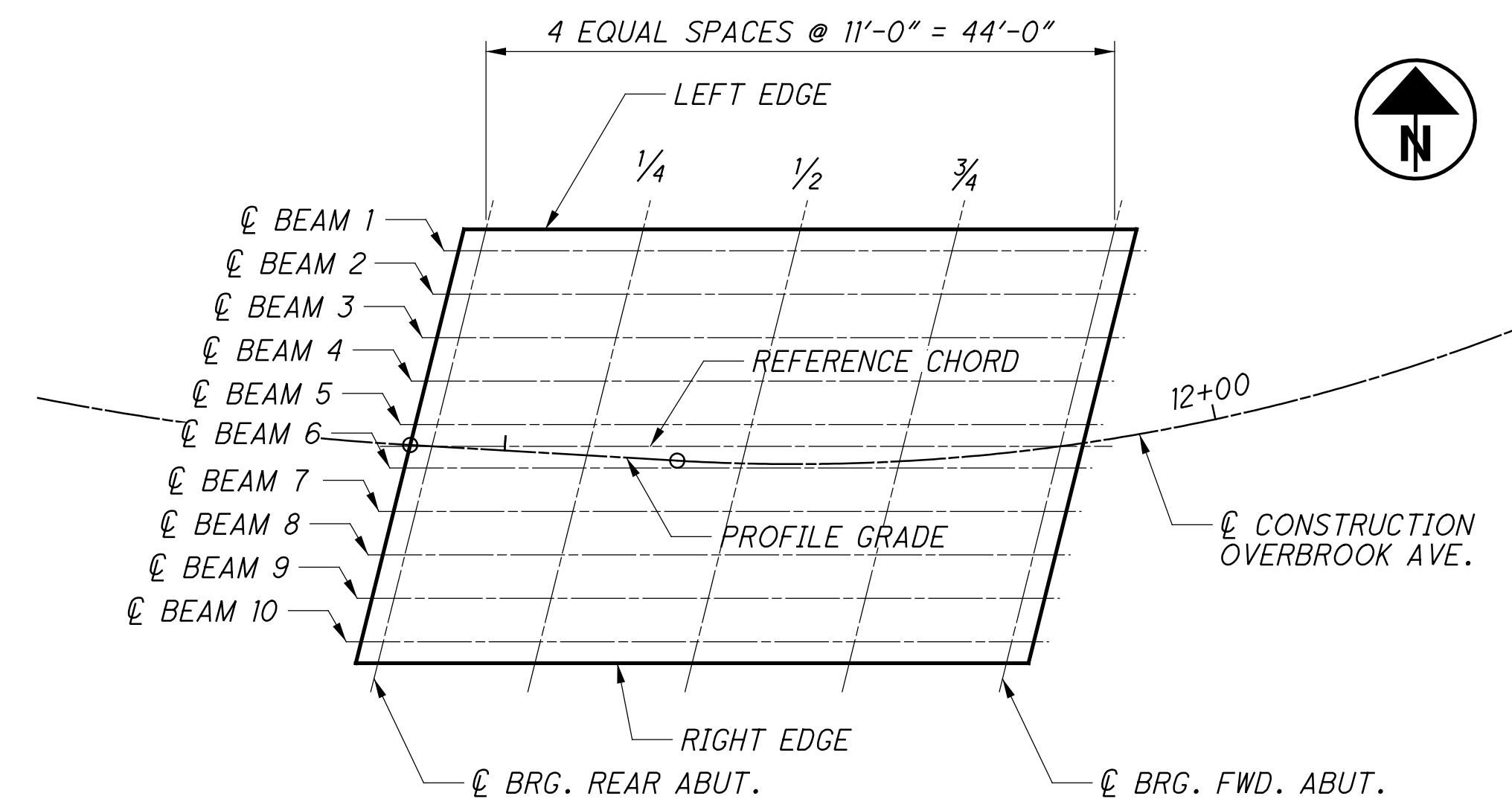
- ESTIMATED CAMBER AT DAY 0 (D_0) IS $1\frac{1}{16}$ ".
- ESTIMATED CAMBER AT DAY 30 (D_{30}) IS $1\frac{1}{16}$ ".
- DEFLECTION DUE TO REMAINING DEAD LOAD (E.G. CONCRETE DECK, DIAPHRAGMS, BARRIERS, UTILITIES, ETC.) IS $\frac{3}{8}$ ".
- THE BEAM SEAT ELEVATIONS ASSUME ESTIMATED CAMBER D_{30} .

NOTES:

- FINAL DECK SURFACE ELEVATIONS SHOWN REPRESENT THE DECK SURFACE LOCATION AFTER ALL ANTICIPATED DEAD LOAD DEFLECTIONS HAVE OCCURRED.
- SCREED ELEVATIONS SHOWN REPRESENT THE THEORETICAL DECK SURFACE LOCATION PRIOR TO DEFLECTIONS CAUSED BY DECK PLACEMENT AND OTHER ANTICIPATED DEAD LOADS.



TRANSVERSE SECTION



PLAN VIEW

DESIGN AGENCY: **fishbeck**
 1535 PULASKI AVE. SUITE 500
 CINCINNATI, OH 45241
 (513) 469-2370

DATE: 2/27/20
 REVIEWED: JBD
 DRAWN: JPC
 DESIGNED: JMK
 CHECKED: JPC

STRUCTURE FILE NUMBER: 8334081

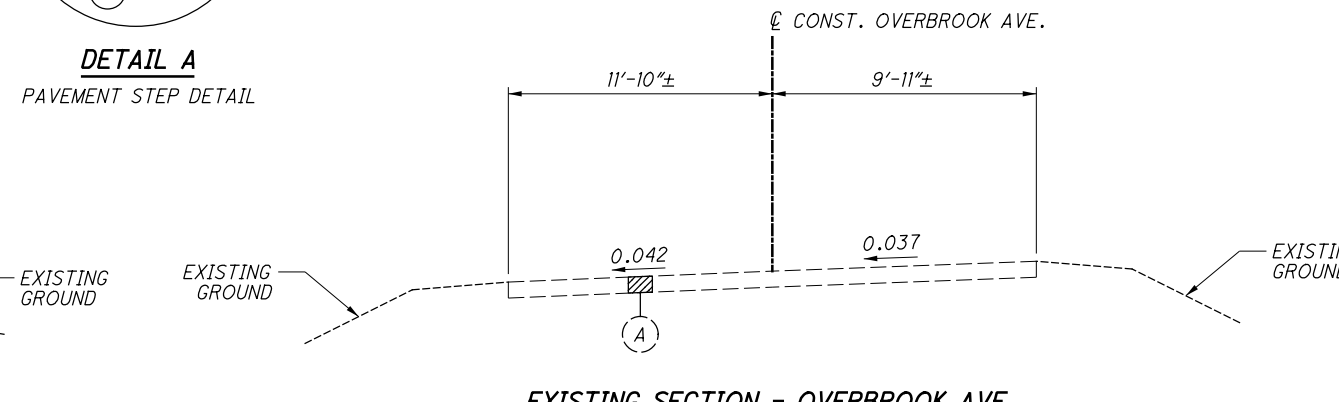
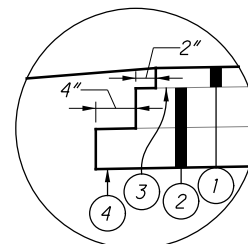
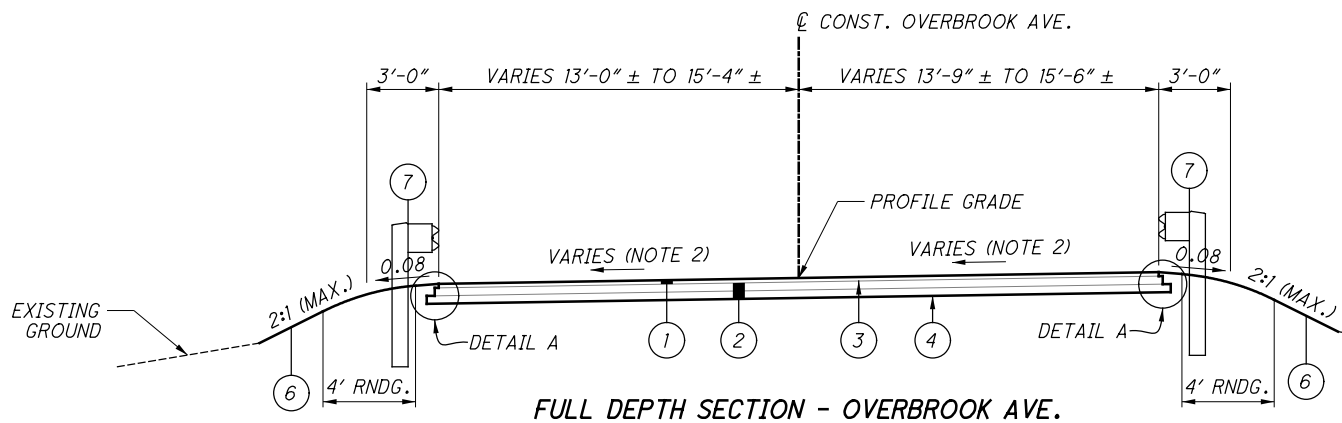
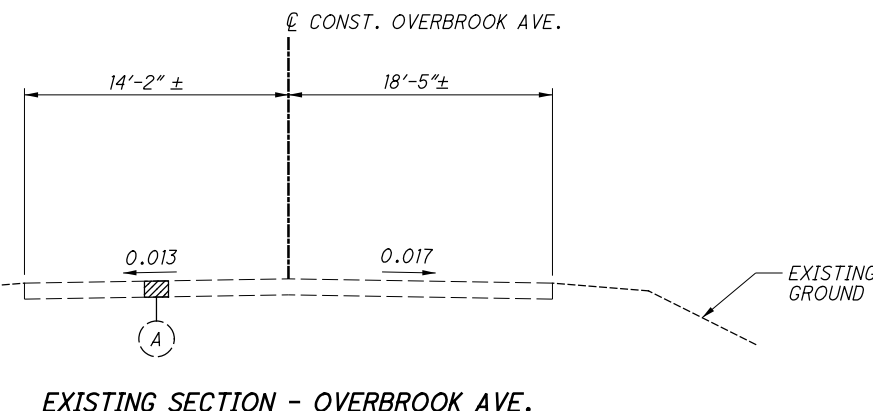
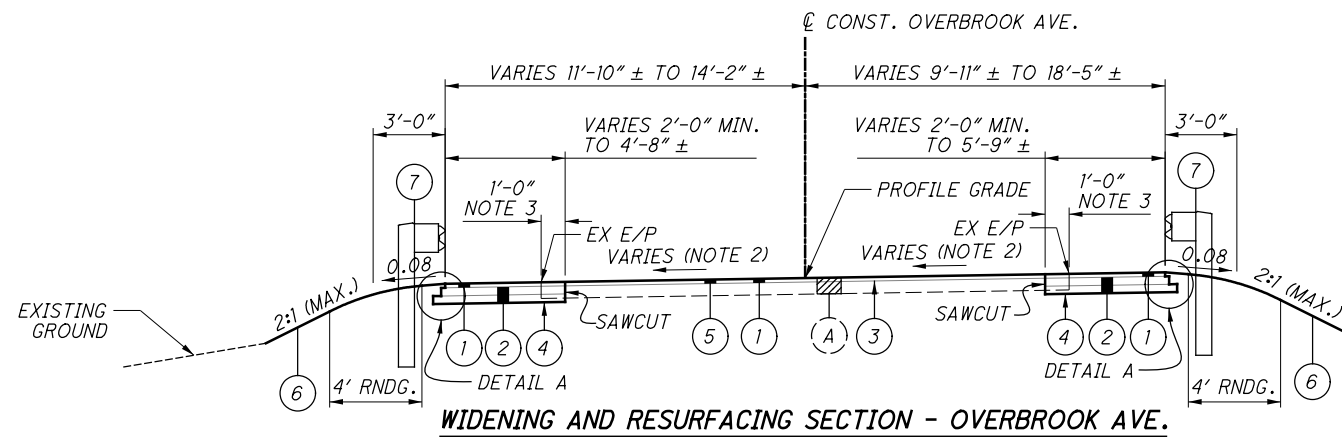
CAMBER, SCREEDS, AND DECK ELEVATIONS
 BRIDGE NO. WAR-TR2080-0002
 OVERBROOK AVENUE (TR2080) OVER BEAR RUN

WAR-TR2080-0.02
 PID No. NONE

12/13

31
32

Z:\2019\191349_CAD\191349_OVERBROOKBRIDGE\Design\Roadway\Sheets\191349_GY001.dgn Sheet 3/12/2020 4:06:48 PM jpcarroll



NOTES:

- 1) EDGES OF PAVEMENT NOT PARALLEL TO CENTERLINE, FOR DETAILS SEE SHEET 10.
- 2) SLOPE VARIES TO MEET EXISTING SLOPE, SEE SUPERELEVATION TABLE BELOW.
- 3) 1'-0" MINIMUM OR UNTIL SOUND PAVEMENT IS REACHED.

| SUPERELEVATION TABLE | | | | | | | | | |
|----------------------|----------------------|-------------|------------|--------------------|---------------|------------|-------------|----------------------|-----------|
| LEFT SIDE | | | | CENTERLINE CONTROL | | RIGHT SIDE | | | |
| ELEVATION | ELEVATION CORRECTION | CROSS SLOPE | WIDTH (FT) | STATION | PROFILE GRADE | WIDTH (FT) | CROSS SLOPE | ELEVATION CORRECTION | ELEVATION |
| 679.15 | -0.18 | -0.013 | 14.21 | 10+85.00 | 679.33 | 18.41 | -0.017 | -0.31 | 679.02 |
| 679.13 | -0.23 | -0.016 | 14.66 | 10+90.00 | 679.36 | 17.57 | -0.014 | -0.25 | 679.11 |
| 679.17 | -0.24 | -0.016 | 15.20 | 11+00.00 | 679.41 | 16.32 | -0.007 | -0.11 | 679.30 |
| 679.28 | -0.24 | -0.016 | 15.29 | 11+25.00 | 679.52 | 15.49 | 0.008 | 0.12 | 679.64 |
| 679.34 | -0.24 | -0.016 | 15.29 | 11+37.00 | 679.58 | 15.49 | 0.016 | 0.25 | 679.83 |
| 680.25 | -0.22 | -0.016 | 13.60 | 12+00.00 | 680.47 | 13.54 | 0.016 | 0.22 | 680.69 |
| 680.39 | -0.27 | -0.021 | 13.00 | 12+08.00 | 680.66 | 12.85 | 0.016 | 0.21 | 680.87 |
| 680.66 | -0.40 | -0.031 | 13.00 | 12+25.00 | 681.06 | 11.39 | 0.026 | 0.30 | 681.36 |
| 680.96 | -0.50 | -0.042 | 11.82 | 12+42.00 | 681.46 | 9.93 | 0.037 | 0.37 | 681.83 |

LEGEND

- (A) 8" EXISTING ASPHALT PAVEMENT
- (1) ITEM 441 - 2" ASPHALT CONCRETE SURFACE COURSE, TYPE 1, (448), PG64-22
- (2) ITEM 301 - 8" ASPHALT CONCRETE BASE, PG64-22 (2 LIFTS)
- (3) ITEM 407 - TACK COAT (0.10 GAL/SQ YD)
- (4) ITEM 204 - SUBGRADE COMPACTION
- (5) ITEM 254 - PAVEMENT PLANING, ASPHALT CONCRETE (2')
- (6) ITEM 659 - SEEDING AND MULCHING
- (7) ITEM 606 - GUARDRAIL, TYPE 5

TYPICAL SECTIONS

WAR-TR2080-0.02

UTILITIES

LISTED BELOW ARE ALL UTILITY OWNERS LOCATED WITHIN THE PROJECT CONSTRUCTION LIMITS:

DUKE ENERGY:
2010 DANA AVENUE, ROOM EF 324
CINCINNATI, OH 45207
TROY DITTMER: 513-458-3844, 513-504-0082 (MOBILE)

CINCINNATI BELL:
221 E. 4TH ST, 121-900
CINCINNATI, OH 45202
BEN OTTEN: 513-565-1336

SPECTRUM:
10920 KENWOOD RD
CINCINNATI, OH 45242
KENT RIEGER: 513-386-5499, 513-233-5678 (MOBILE)

WARREN COUNTY WATER & SEWER:
406 JUSTICE DR
LEBANON, OH 45036
CHRIS WOJNICZ: 513-695-1646

DUKE GAS:
139 E. 4TH ST
CINCINNATI, OH 45202
BEN JOHNSON: 513-287-1594

CENTURYLINK:
20 N MECHANIC ST
LEBANON, OH 45036
JORDAN LANGSTON: 513-933-3502

WORK LIMITS

THE WORK LIMITS SHOWN ON THESE PLANS ARE FOR PHYSICAL CONSTRUCTION ONLY. PROVIDE THE INSTALLATION AND OPERATION OF ALL WORK ZONE TRAFFIC CONTROL AND WORK ZONE TRAFFIC CONTROL DEVICES REQUIRED BY THESE PLANS WHETHER INSIDE OR OUTSIDE THESE WORK LIMITS.

SEEDING AND MULCHING

THE FOLLOWING QUANTITIES ARE PROVIDED TO PROMOTE GROWTH AND CARE OF PERMANENT SEEDED AREAS:

ITEM 659, SEEDING AND MULCHING 103 SY

ITEM 659, TOPSOIL 12 CY
(103 SY) X (111 CY / 1000 SY) = 11.43 CY

ITEM 659, COMMERCIAL FERTILIZER 0.01 TON
(103 SY) X (1 TON / 7410 SY) = 0.01 TON

ITEM 659, WATER 1 MGAL
(103 SY) X (0.0054 MGAL / SY) = 0.56 MGAL

SEEDING AND MULCHING SHALL BE APPLIED TO ALL AREAS OF EXPOSED SOIL BETWEEN THE RIGHT-OF-WAY LINES, AND WITHIN THE CONSTRUCTION LIMITS, FOR AREAS OUTSIDE THE RIGHT-OF-WAY LINES COVERED BY WORK AGREEMENT OR SLOPE EASEMENT. QUANTITY CALCULATIONS FOR SEEDING AND MULCHING ARE BASED ON THESE LIMITS.

ROUNDING

THE ROUNDING AT SLOPE BREAKPOINTS SHOWN ON THE TYPICAL SECTIONS APPLY TO ALL CROSS SECTIONS EVEN THOUGH OTHERWISE SHOWN.

SURVEYING PARAMETERS

PRIMARY PROJECT CONTROL MONUMENTS GOVERN ALL POSITIONING ON THIS PROJECT. SEE THIS SHEET FOR A TABLE CONTAINING PROJECT CONTROL INFORMATION.

USE THE FOLLOWING PROJECT CONTROL, VERTICAL POSITIONING, AND HORIZONTAL POSITIONING PARAMETERS FOR ALL SURVEYING:

PROJECT CONTROL

POSITIONING METHOD: ODOT VRS

MONUMENT TYPE: TYPE A

VERTICAL POSITIONING

ORTHOMETRIC HEIGHT DATUM: NAVD88
GEOID: GEOID12A

HORIZONTAL POSITIONING

REFERENCE FRAME: NAD83
ELLIPSOID: GRS80
MAP PROJECTION: LAMBERT CONFORMAL CONIC
COORDINATE SYSTEM: OHIO STATE PLANE SOUTH ZONE
ORIGIN OF COORDINATE SYSTEM: 0,0

USE THE POSITIONING METHODS AND MONUMENT TYPE USED IN THE ORIGINAL SURVEY TO RESTORE ALL MONUMENTS RELATED TO PRIMARY PROJECT CONTROL THAT ARE DAMAGED OR DESTROYED BY CONSTRUCTION ACTIVITIES. RESTORE THE CMS 623.

UNITS ARE IN U.S. SURVEY FEET

ITEM 601 - DUMPED ROCK FILL, TYPE C

APPROXIMATELY 3 CY OF THIS ITEM SHALL BE PLACED AT THE NORTHEAST CORNER OF THE FORWARD ABUTEMENT FOR PERMANENT EROSION PREVENTION. PLACEMENT OF THIS ITEM SHALL BE DETERMINED BY THE ENGINEER IN THE FIELD.

ITEM 606 - BRIDGE TERMINAL ASSEMBLY, TYPE 4, AS PER PLAN

THIS ITEM SHALL CONSIST OF THE CONSTRUCTION OF A CURVED BRIDGE TERMINAL ASSEMBLY, TYPE 4, AS PER THE DETAILS ON SHEET 10 AND PER PIS GR-3.4.

PAYMENT FOR THE WORK SHALL BE MADE AT THE UNIT PRICE BID, PER EACH, FOR ITEM 606 - BRIDGE TERMINAL ASSEMBLY, TYPE 4, AS PER PLAN AND SHALL INCLUDE ALL MATERIALS NECESSARY TO CONSTRUCT THE ASSEMBLY.

Z:\2019\191349\CAD\191349_OVERBR00KBRIDGE\Design\Roadway\Sheets\191349_GN001.dgn Sheet 3/12/2020 4:06:50 PM jpcarr_01

| BENCHMARK DATA | | | | | | |
|----------------|-------------|---------------|----------|------------|-----------|--|
| POINT | NORTHING | EASTING | STATION | OFFSET | ELEVATION | DESCRIPTION |
| BM #112 | 488,508.588 | 1,476,948.535 | 11+16.79 | 18.21' LT. | 680.44 | SPIKE IN 1ST POLE FROM INTERSECTION |
| BM #113 | 488,608.366 | 1,477,238.777 | N/A | N/A | 695.13 | SPIKE IN POLE, APPRX. 425' FROM INTERSECTION |
| IPS | 488,465.195 | 1,476,931.352 | 11+10.53 | 28.40' RT. | 679.28 | IRON PIN SET, APPRX. 85' FROM INTERSECTION |

CALCULATED
MDS
CHECKED
JAH

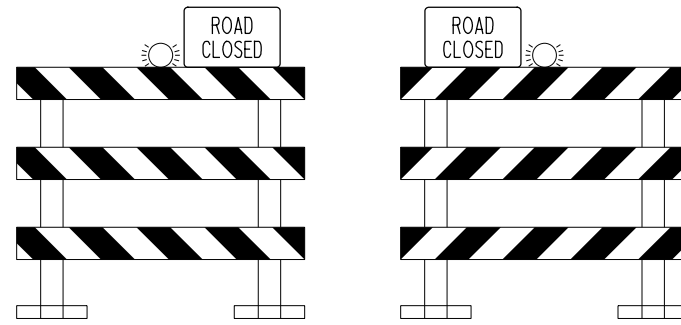
GENERAL NOTES

WAR - TR0208 - 0.02

Z:\2019\191349\CAD\191349_OVERBROOKBRIDGE\Design\Roadway\Sheets\191349_MN001.dgn Sheet 3/12/2020 4:06:53 PM jpcarr01

ITEM 614, MAINTAINING TRAFFIC

OVERBROOK AVENUE BRIDGE #2080-0.02 IS CURRENTLY CLOSED BY THE WARREN COUNTY ENGINEER'S OFFICE DUE TO THE MOST RECENT BRIDGE INSPECTION SHOWING MORE SIGNS OF DETERIORATION OF THE SUPERSTRUCTURE. THE ROAD WILL REMAIN CLOSED DURING THE ENTIRE BRIDGE REPLACEMENT PROJECT. THE CURRENT POSTED DETOUR ROUTE FOR OVERBROOK AVENUE IS HOPKINS ROAD AND US 22/SR 3. THE WCEO WILL PICK UP ALL CONCRETE BARRIERS ALONG WITH THE FOUR (4) TYPE III BARRICADES PRESENT AT THE BRIDGE LOCATION WHEN THE CONTRACTOR PLANS TO START WORK. THE CONTRACTOR SHALL PROVIDE A MINIMUM OF TWO (2) TYPE III BARRICADES ON EACH END OF THE CLOSED SECTION OF THE BRIDGE AND THESE BARRICADES SHALL BE CHAIN LINKED TOGETHER AND FIXED TO THE GROUND OR SOME OTHER OBJECT OVERNIGHT. ALL ROAD CONSTRUCTION SIGNS, EXCEPT FOR THE CONTRACTOR SUPPLIED TYPE III BARRICADES AT THE BRIDGE LOCATION, SHALL BE THE RESPONSIBILITY OF THE WCEO. THE TYPE III BARRICADES PROVIDED BY THE CONTRACTOR SHALL CONFORM TO THE OHIO MANUAL OF UNIFORM TRAFFIC CONTROL DEVICES (OMUTCD) AS WELL AS THE OHIO DEPARTMENT OF TRANSPORTATION STANDARDS AT ALL TIMES. THE CONTRACTOR SHALL MAINTAIN ACCESS TO ALL DRIVEWAYS IN THE WORK AREA FOR THE DURATION OF THE PROJECT. THE CONTRACTOR SHALL PROVIDE ALTERNATIVES TO GARBAGE COLLECTION SERVICES AND EMERGENCY RESCUE SERVICES FOR ALL RESIDENTS WITHIN THE CLOSED PORTIONS OF ROADWAY DURING THE PROJECT. THE PAYMENT FOR WORK ASSOCIATED WITH THE CONTRACTOR SUPPLIED TYPE III BARRICADES AT THE BRIDGE LOCATION SHALL BE INCLUDED IN THE LUMP SUM BID PRICE FOR ITEM 614 MAINTAINING TRAFFIC.



R11-2-48
TYPE 3 BARRICADE
(TO BE PLACED ACROSS THE ROAD)
PER MT-101.60

CALCULATED
MDS
CHECKED
JAH

MAINTENANCE OF TRAFFIC GENERAL NOTES

WAR - TR0208 - 0.02

ROADWAY SUBSUMMARY

| REF NO. | SHEET NO. | STATION | | SIDE | 202 | | | 601 | | 606 | | | 611 | 626 |
|--|-----------|----------|----------|------|-------------------|-----------------------------|---------------------|---------------------------------|--------------------------|-------------------|--------------------------|-------------------------|------------------------------------|---|
| | | | | | GUARDRAIL REMOVED | PIPE REMOVED, 24" AND UNDER | CATCH BASIN REMOVED | TIED CONCRETE BLOCK MAT, TYPE 1 | DUMPED ROCK FILL, TYPE C | GUARDRAIL, TYPE 5 | BTA, TYPE 4, AS PER PLAN | ANCHOR ASSEMBLY, TYPE T | PRECAST REINFORCED CONCRETE OUTLET | BARRIER REFLECTOR, TYPE A2 (BI-DIRECTIONAL) |
| | | FROM | TO | | FT | FT | EACH | SY | CY | FT | EACH | EACH | EACH | EACH |
| R-1 | 7 | 11+44.45 | 12+48.37 | LT | 90 | | | | | | | | | |
| R-2 | 7 | 11+39.50 | 11+97.09 | RT | 63 | | | | | | | | | |
| R-3 | 7 | 12+00.00 | 12+04.00 | LT | | 6 | 1 | | | | | | | |
| GR-1 | 7 | 11+03.68 | 11+44.30 | LT | | | | | | 50.0 | 1 | 1 | 2 | |
| GR-2 | 7 | 11+07.49 | 11+38.66 | RT | | | | | | 50.0 | 1 | 1 | 2 | |
| GR-3 | 7 | 11+99.79 | 12+60.00 | LT | | | | | | 62.5 | 1 | 1 | 2 | |
| GR-4 | 7 | 11+86.76 | 12+20.49 | RT | | | | | | 50.0 | 1 | 1 | 2 | |
| D-1 | 7 | 11+36.52 | | LT | | | 2 | | | | | 1 | | |
| D-2 | 7 | 12+12.55 | | LT | | | 2 | | | | | 1 | | |
| D-3 | 7 | 11+97.12 | 12+06.75 | LT | | | | 3 | | | | | | |
| TOTALS CARRIED TO GENERAL SUMMARY | | | | | 153 | 6 | 1 | 4 | 3 | 212.5 | 4 | 4 | 2 | 8 |

PAVEMENT CALCULATIONS

| STATION | | PLANIMETERED AREAS | 204 | 254 | 301 | 407 | 441 |
|--|----------|--------------------|---------------------|------------------------------------|-----------------------|-----------|---------------------------------|
| | | | SUBGRADE COMPACTION | PAVEMENT PLANING, ASPHALT CONCRETE | ASPHALT CONCRETE BASE | TACK COAT | ASPHALT CONCRETE SURFACE COURSE |
| FROM | TO | SF | SY | SY | TON | GAL | TON |
| 10+85.00 | 11+33.24 | 1,127 | | 125 | | 13 | 14 |
| 10+85.00 | 11+43.37 | 697 | | | | 8 | 10 |
| 10+85.00 | 11+43.37 | 736 | | | 20 | | |
| 10+85.00 | 11+43.37 | 775 | 86 | | 20 | | |
| 11+90.60 | 12+42.00 | 522 | | | | 6 | 8 |
| 11+90.60 | 12+42.00 | 556 | | | 14 | | |
| 11+90.60 | 12+42.00 | 591 | 66 | | 16 | | |
| 12+01.60 | 12+42.00 | 776 | | 86 | | 9 | 10 |
| TOTALS CARRIED TO GENERAL SUMMARY | | | 152 | 211 | 70 | 36 | 42 |

TRAFFIC CONTROL QUANTITIES

| REF NO. | SHEET NO. | STATION | | SIDE | 630 | | | 642 | 646 | 642 | 646 | 642 |
|--|-----------|----------|----------|------|---|---|------------------------------------|----------------------|----------------------|-------------------------------|-------------------------------|----------------|
| | | | | | REMOVAL OF GROUND MOUNTED SIGN AND DISPOSAL | REMOVAL OF GROUND MOUNTED SIGN AND REERECTION | GROUND MOUNTED SUPPORT, NO. 3 POST | EDGE LINE, WHITE, 4" | EDGE LINE, WHITE, 4" | CENTER LINE, SOLID DOUBLE, 4" | CENTER LINE, SOLID DOUBLE, 4" | STOP LINE, 24" |
| | | FROM | TO | | EACH | EACH | FT | MILE | MILE | MILE | MILE | FT |
| R-1 | 19 | 11+34.79 | | RT | 1 | | | | | | | |
| R-2 | 19 | 11+31.73 | | LT | 1 | | | | | | | |
| R-3 | 19 | 12+21.40 | | LT | 1 | | | | | | | |
| R-4 | 19 | 12+02.82 | | RT | 1 | | | | | | | |
| S-1 | 19 | 11+25.46 | | RT | | 1 | 12 | | | | | |
| S-2 | 19 | 12+21.40 | | LT | | 1 | 12 | | | | | |
| EL-1 | 19 | 10+85.00 | 12+42.00 | LT | | | | 0.02 | 0.01 | | | |
| EL-2 | 19 | 10+85.00 | 12+42.00 | RT | | | | 0.03 | 0.01 | | | |
| CL-1 | 19 | 10+66.00 | 12+42.00 | CL | | | | | | 0.02 | 0.01 | |
| SL-1 | 19 | 10+66.00 | | LT | | | | | | | | 21 |
| TOTALS CARRIED TO GENERAL SUMMARY | | | | | 4 | 2 | 24 | 0.05 | 0.02 | 0.02 | 0.01 | 21 |

Z:\2019\191349_CAD\191349_OVERBRIDGE\Design\Roadway\Sheets\191349_G0001.dgn Sheet 3/12/2020 4:06:57 PM jpcarrroll

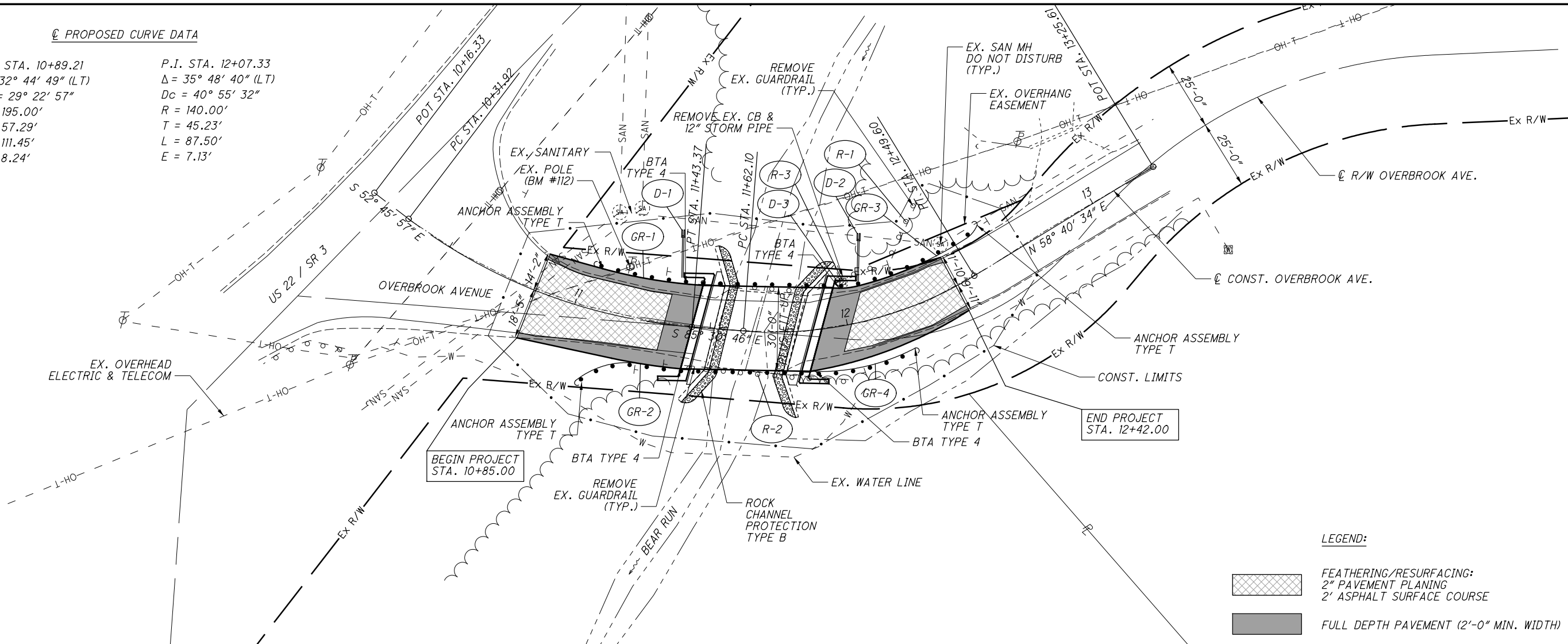
ESTIMATED QUANTITIES

WAR - TR0208 - 0.02

CALCULATED
MDS
CHECKED
JAH

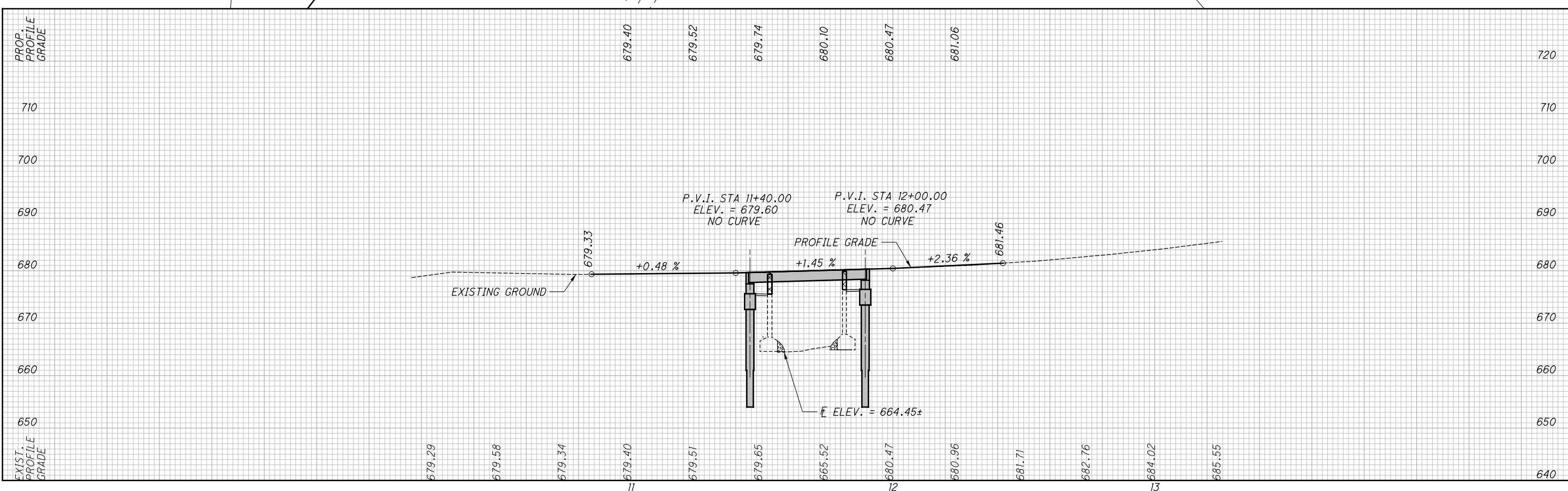
PROPOSED CURVE DATA

| | |
|-----------------------------------|-----------------------------------|
| P.I. STA. 10+89.21 | P.I. STA. 12+07.33 |
| $\Delta = 32^\circ 44' 49''$ (LT) | $\Delta = 35^\circ 48' 40''$ (LT) |
| $Dc = 29^\circ 22' 57''$ | $Dc = 40^\circ 55' 32''$ |
| $R = 195.00'$ | $R = 140.00'$ |
| $T = 57.29'$ | $T = 45.23'$ |
| $L = 111.45'$ | $L = 87.50'$ |
| $E = 8.24'$ | $E = 7.13'$ |



LEGEND:

- FEATHERING/RESURFACING: 2" PAVEMENT PLANING 2" ASPHALT SURFACE COURSE
- FULL DEPTH PAVEMENT (2'-0" MIN. WIDTH)



HORIZONTAL SCALE IN FEET

CALCULATED MDS CHECKED JAH

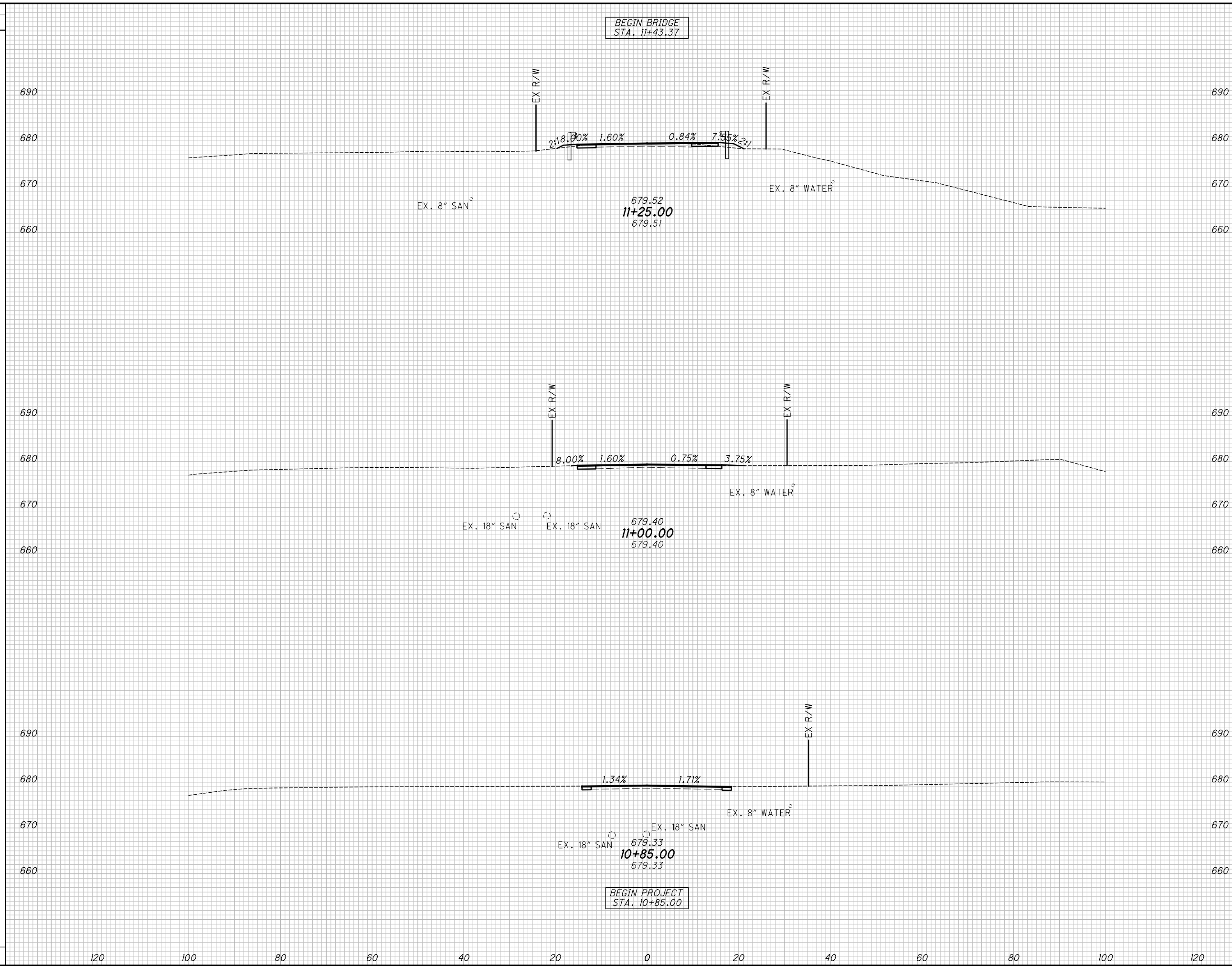
PLAN AND PROFILE
STA. 10+16.33 TO STA. 13+25.61

WAR-TR2080-0.02

Z:\2019\191349_CAD\191349_OVERBROOKBRIDGE_Design\Roadway\Sheets\191349_GP001.dgn Sheet 3/12/2020 4:07:11 PM jpcarrroll

Z:\2019\191349_OVERBROOKBRIDGE\Design\Roadway\Sheets\191349_XS001.dgn Sheet 3/12/2020 4:07:17 PM jpcarrroll

| SEEDING | |
|-----------|----------|
| END WIDTH | SO. YDS. |
| 23 | |
| 11 | |
| 25 | |
| 7 | |
| 6 | |
| 0 | |



| END | AREA | | VOLUME | |
|-----|------|------|--------|------|
| | CUT | FILL | CUT | FILL |
| 23 | | | 4 | 5 |
| 11 | 5 | 6 | | |
| 25 | | | 5 | 4 |
| 7 | 5 | 1 | | |
| 6 | | | 3 | 1 |
| 0 | 3 | 0 | | |

| CALCULATED | CHECKED |
|------------|---------|
| MDS | JAH |

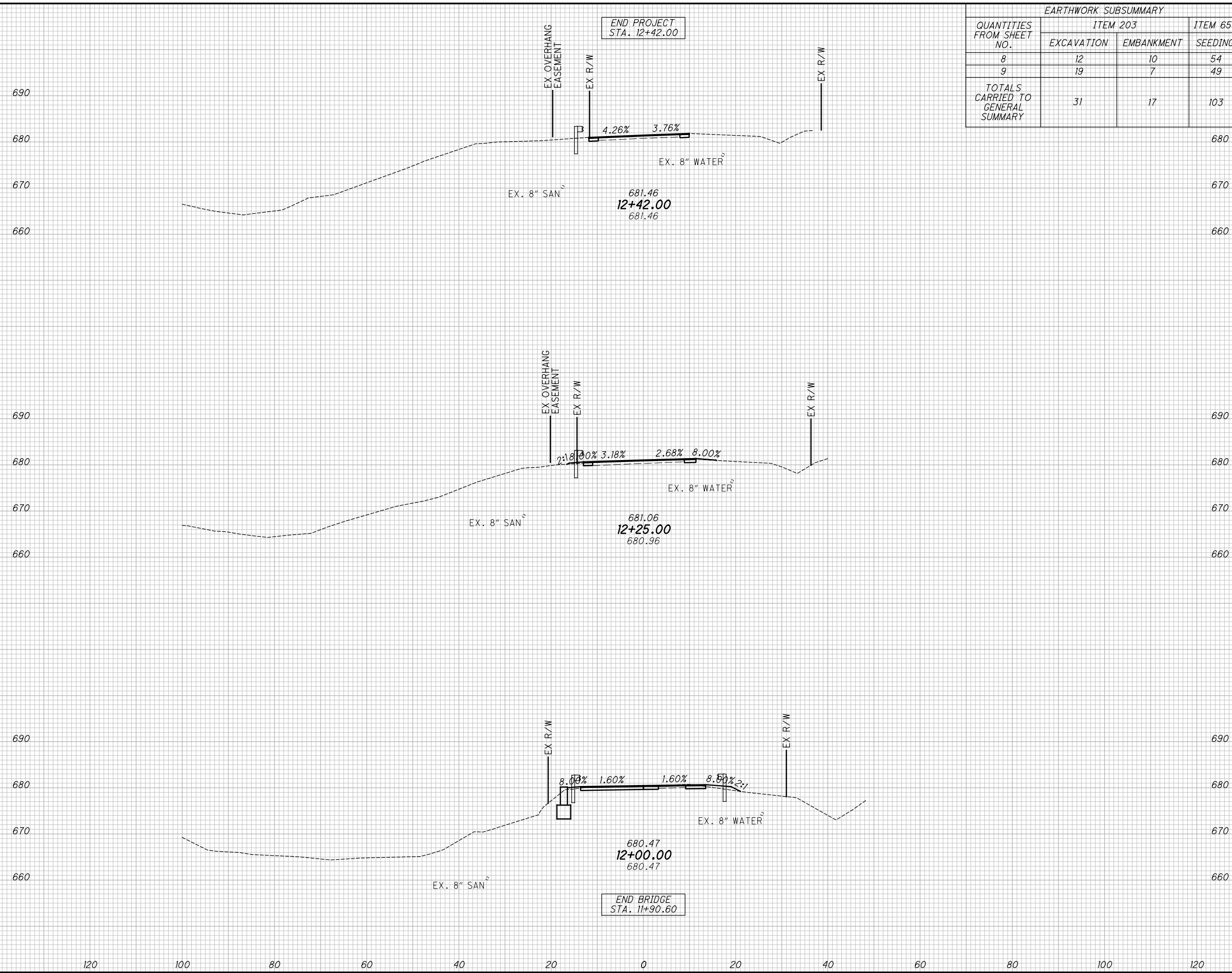
**CROSS SECTIONS
STA. 10+85.00 TO STA. 11+25.00**

WAR-TR2080-0.02

8/32

Z:\2019\191349_OVERBROOKBRIDGE\Design\Roadway\Sheets\191349_XS001.dgn Sheet 3/12/2020 4:34:52 PM jpcarroll

| SEEDING | |
|-----------|----------|
| END WIDTH | SO. YDS. |
| 0 | 9 |
| 9 | 9 |
| 28 | |
| 11 | |
| 12 | |



| EARTHWORK SUBSUMMARY | | | |
|-----------------------------------|------------|------------|----------|
| QUANTITIES FROM SHEET NO. | ITEM 203 | | ITEM 659 |
| | EXCAVATION | EMBANKMENT | SEEDING |
| 8 | 12 | 10 | 54 |
| 9 | 19 | 7 | 49 |
| TOTALS CARRIED TO GENERAL SUMMARY | 31 | 17 | 103 |

| END AREA | VOLUME | CUT | FILL | CUT | FILL | CALCULATED | MDS | CHECKED | JAH |
|----------|--------|-----|------|-----|------|------------|-----|---------|-----|
| | | | | | | | | | |
| 4 | 0 | | | | | | | | |
| 4 | 2 | | | | | | | | |
| 17 | 5 | | | | | | | | |
| 6 | 2 | | | | | | | | |

CROSS SECTIONS
STA. 12+00.00 TO STA. 12+42.00
WAR-TR2080-0.02

9/32

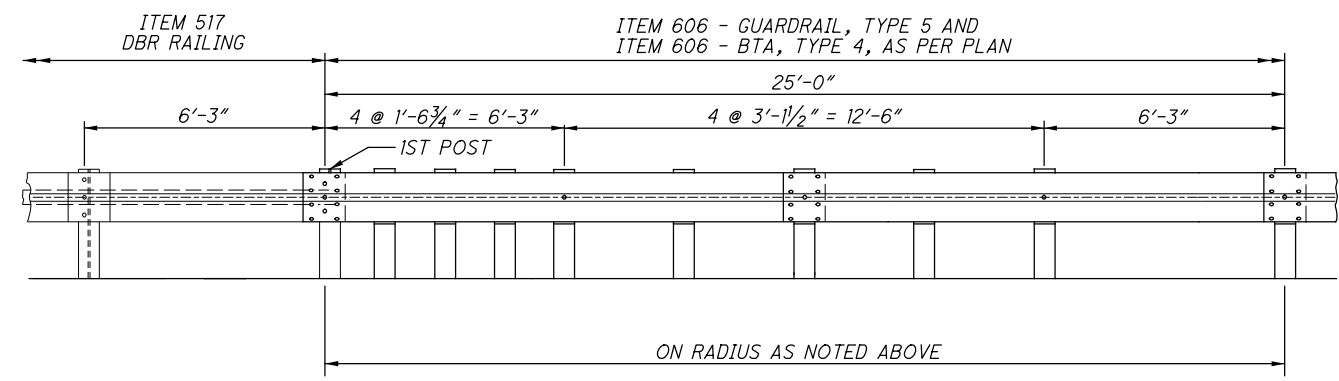
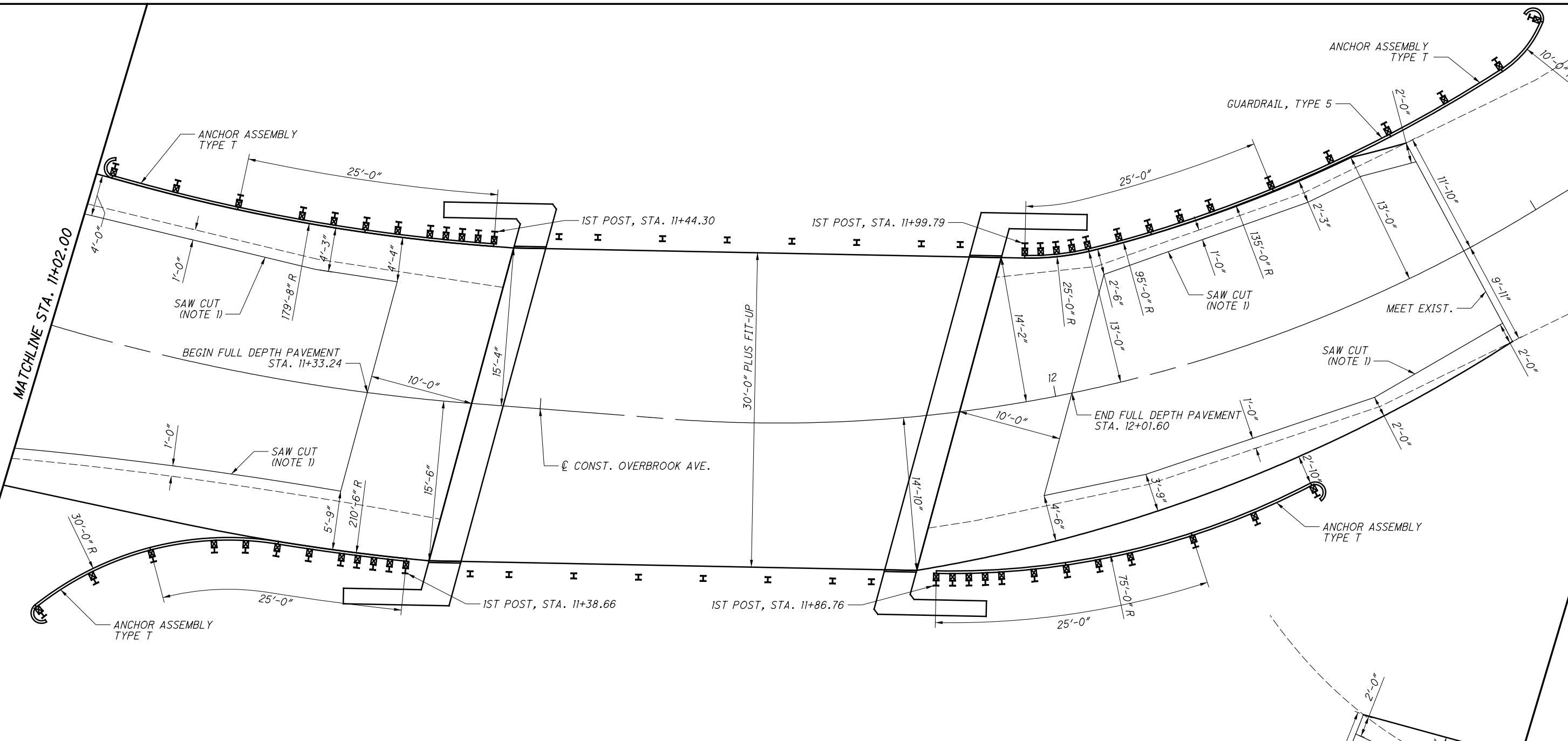
Z:\2019\191349_OVERBROOKBRIDGE\Design\Roadway\Sheets\191349_GR001.dgn Sheet 3/12/2020 4:07:23 PM jpcarroll

0 5 10
2.5' HORIZONTAL SCALE IN FEET

CALCULATED MDS CHECKED JAH

GUARDRAIL & PAVEMENT DETAILS

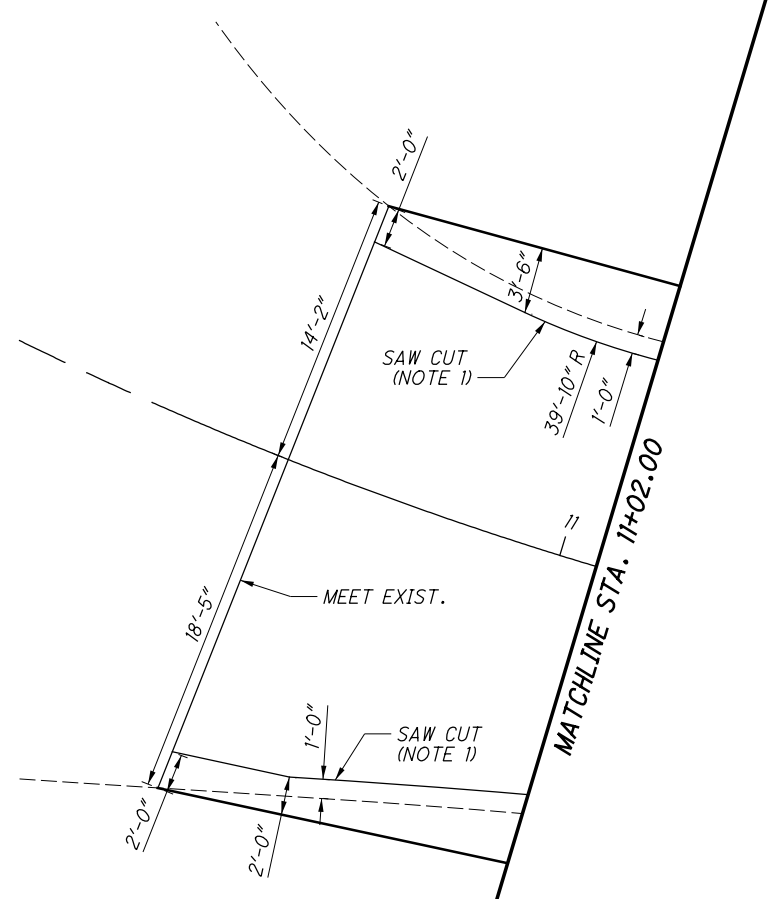
WAR-TR2080-0.02



ITEM 606 - BRIDGE TERMINAL ASSEMBLY, TYPE 4, AS PER PLAN (CURVED)

NOTES

- 1) 1'-0" MINIMUM OR UNTIL SOUND PAVEMENT IS REACHED



NOTES

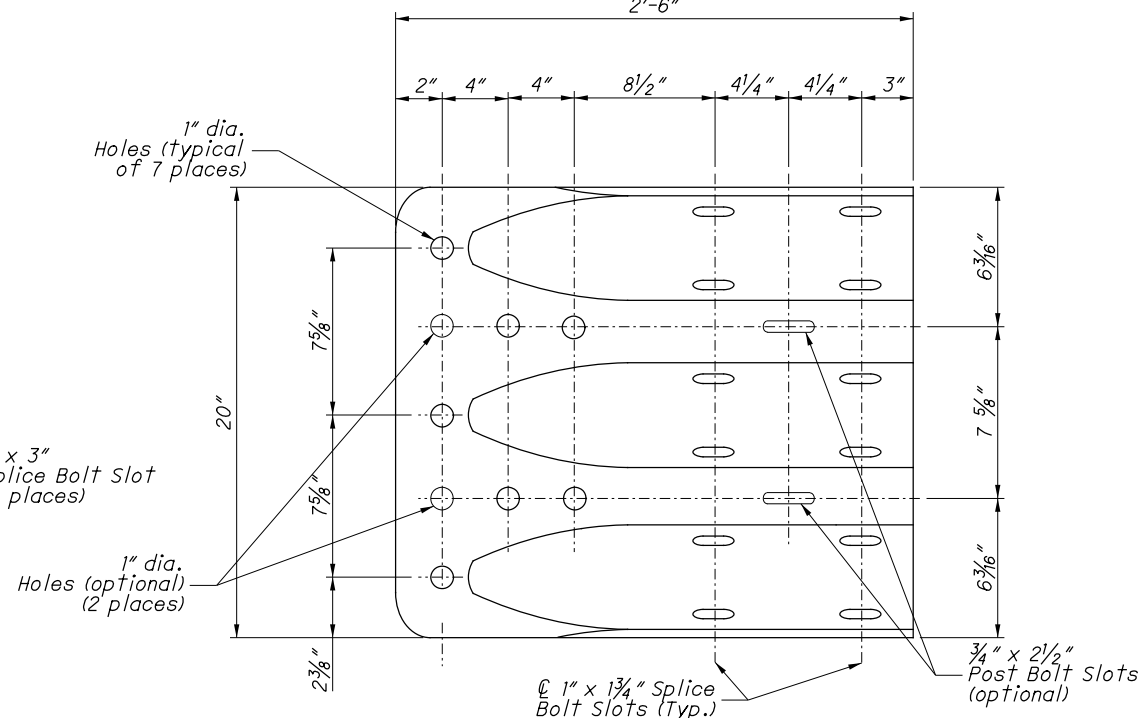
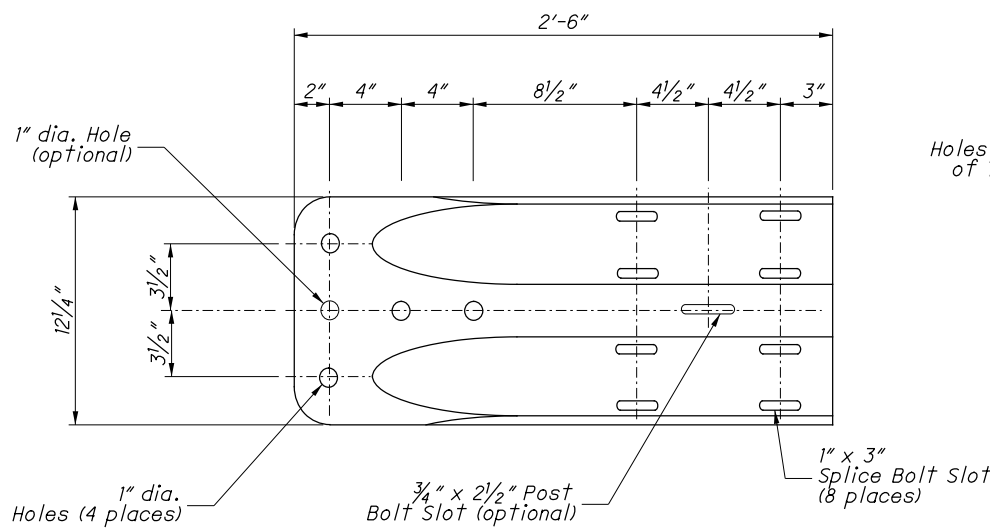
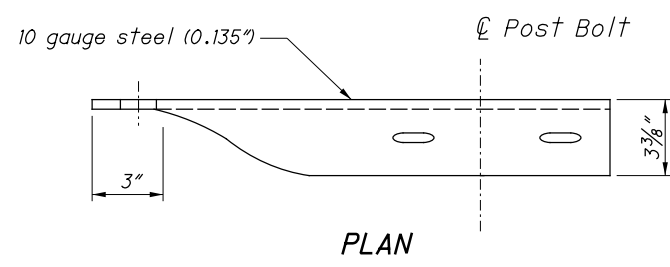
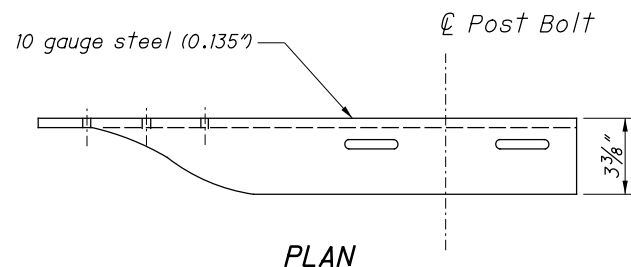
GENERAL: Components shown on this drawing are used in a variety of guardrail systems. See individual guardrail drawing for specific applications.

See CMS 606 for guardrail specifications not covered on these drawings.

Refer to AASHTO M 180 for dimensional details of W-Beam and Thrie-Beam rail elements, related buffer and end sections, beam splices, post and splice bolts, nuts, and Type 1 W-Beam to Thrie-Beam Transition sections.

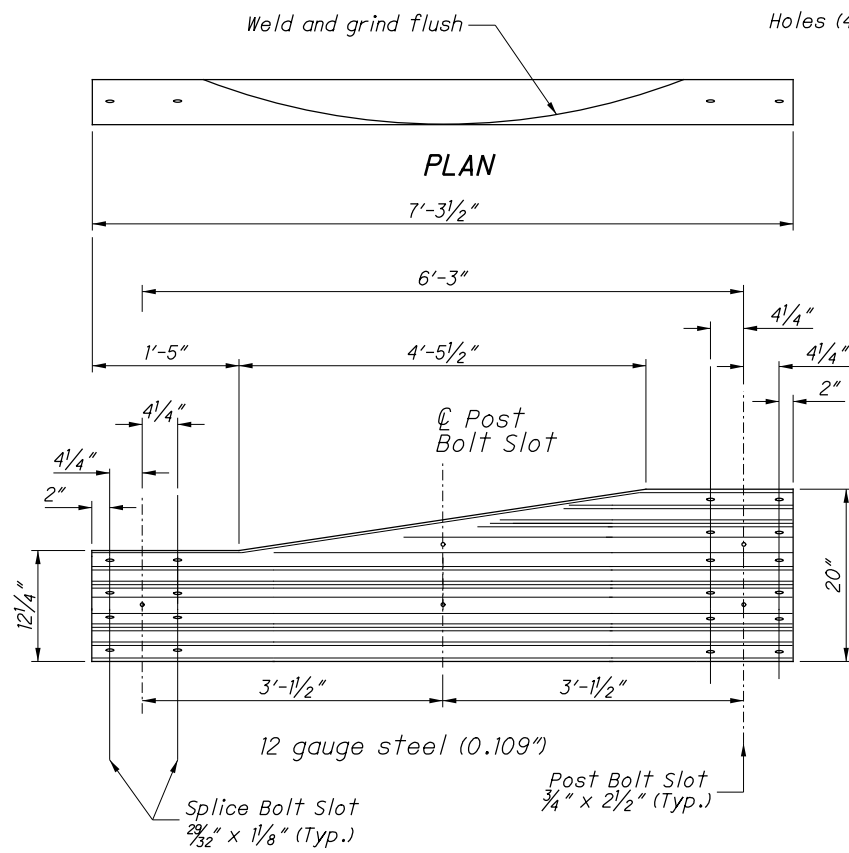
RAIL ELEMENTS: W-Beam Rail has an effective length of 12'-6" unless otherwise specified, with 3/4" x 2 1/2" post bolt slots on 6'-3" centers regardless of post spacing. Field punch or drill bolt holes or slots for irregularly spaced posts as specified in CMS 606.04.

RAIL SPLICES: Lap splices between two rail elements or between a rail and terminal connector in the direction of traffic. Lap the buffer or flared end sections in the direction of traffic.



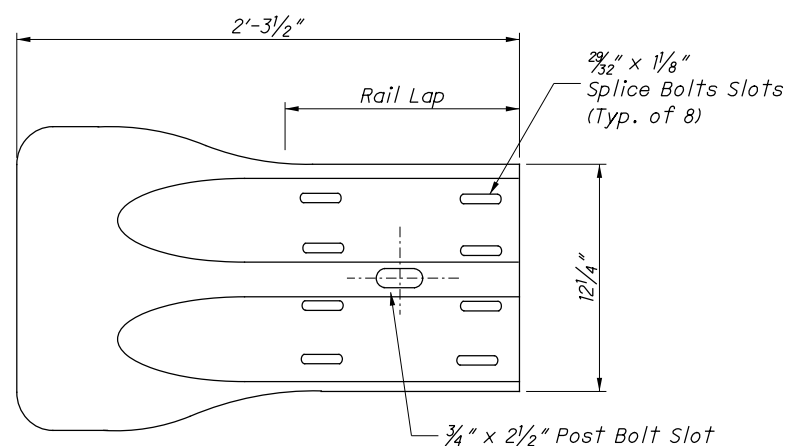
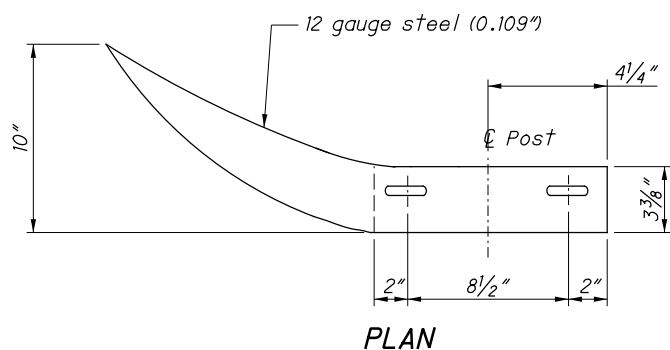
**ELEVATION
W-BEAM TERMINAL CONNECTOR**

**ELEVATION
THRIE-BEAM TERMINAL CONNECTOR**

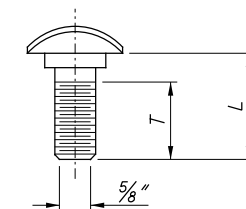


**ELEVATION
TYPE 2 TRANSITION SECTION
(Asymmetric W to Thrie-Beam)**

For details of Type 1 Transition Section (Symmetric), refer to AASHTO M 180, Figure 4.



**ELEVATION
W-BEAM FLARED END SECTION**

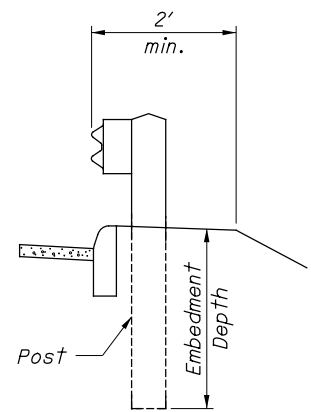


| GUARDRAIL BOLT (For Post and Splice Bolts) | | |
|---|-----------|-------------------|
| L | T min. | Bolt Use |
| 18" (Standard Rail) | 4" | Type 5: WP/WB, PB |
| 26" (Barrier Rail) | | |
| 10" | 4" | Type 5: SP/WB, PB |
| 1 1/4" | 1 1/8" | Splice Bolt |

WP = Wood Post WB = Wood Blockout
SP = Steel Post PB = Plastic Blockout

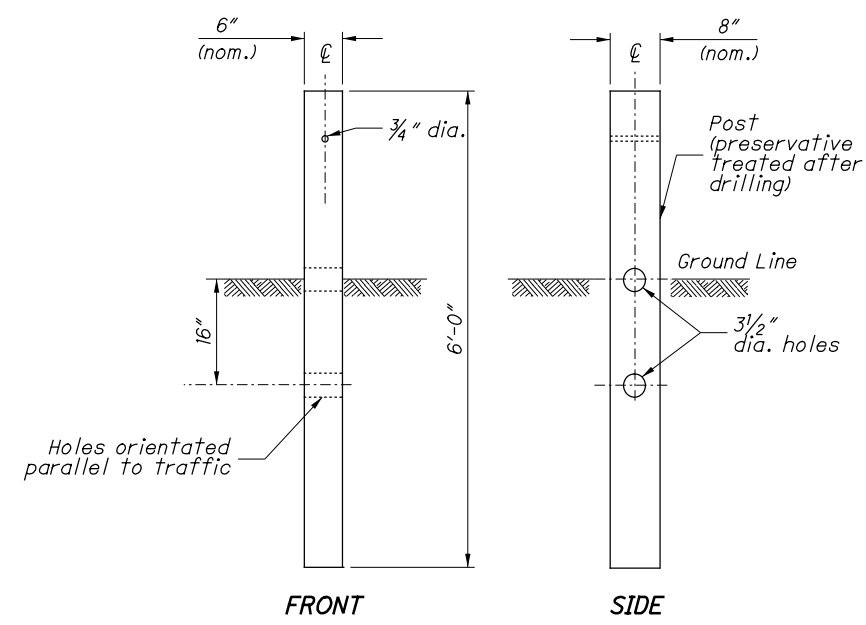
Longer Bolt may be needed for round Wood Post larger than 8" dia.

Z:\2019\191349_CAD\191349_OVERBROOKBRIDGE\Design\Roadway\Sheets\PIS_GR-1.1-18-2013.dgn Sheet 1 3/12/2020 4:07:26 PM jpcarroll

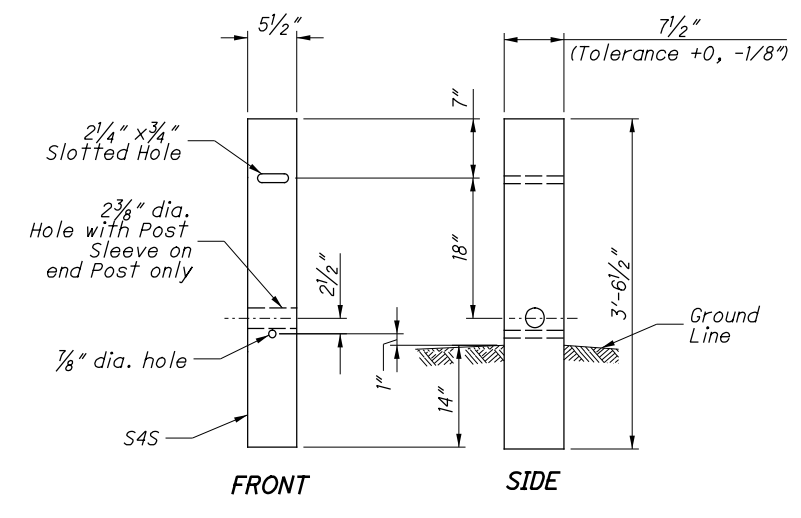


DETAIL A

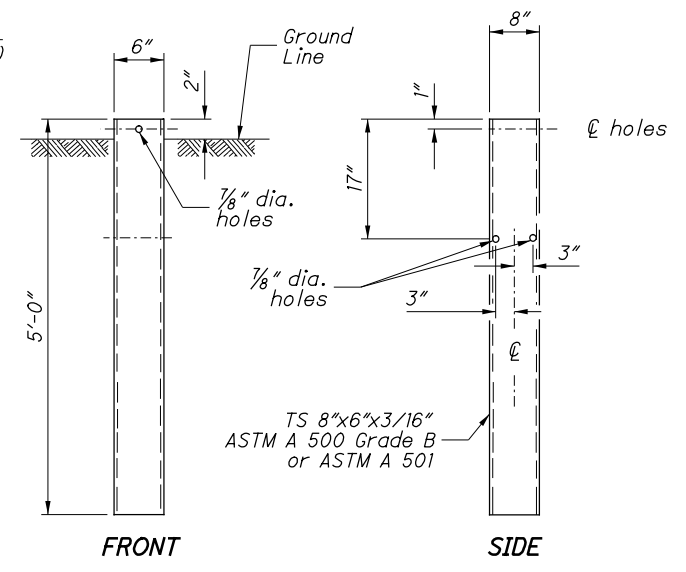
See POST EMBEDMENT DEPTH Note



TYPE 1 BREAKAWAY CRT POST



TYPE 2 BREAKAWAY CRT POST



STEEL GROUND TUBE

NOTES

GUARDRAIL HEIGHT: For initial installation, construct the guardrail within $\pm 1"$ of the standard height, h , or **29"** to the top of W-Beam rail. (See MEASURING GUARDRAIL HEIGHT Detail.)

When subsequent projects, such as resurfacings, affect the height of existing guardrail, the finished height is to be within $\pm 2.5"$ of the standard height.

POST EMBEDMENT DEPTH: Standard embedment is 3'-5" min. Where less than 2' of graded shoulder width (10:1 or flatter) exists, measured from the face of the guardrail (see DETAIL "A"), use longer posts so that a minimum of 5'-5" embedment depth is provided. Payment for the longer posts will be made at the unit price bid for **ITEM 606 - GUARDRAIL POST, 9', Each.**

SPECIAL POST MOUNTINGS: Install posts located over a drainage inlet or structure as shown in the FOOTING ANCHOR Detail, or anchor per the details shown on **SCD GR-2.2.**

Install posts located over a footing with a cover of less than 2'-6" with a footing anchor as detailed here. (A plate, as detailed on SECTION B-B of **SCD GR-2.2**, may be used as an alternative attachment method.) Where the cover is between 2'-6" and 3'-5", the footing anchor may be omitted and the post encased instead with 4" (min.) of concrete.


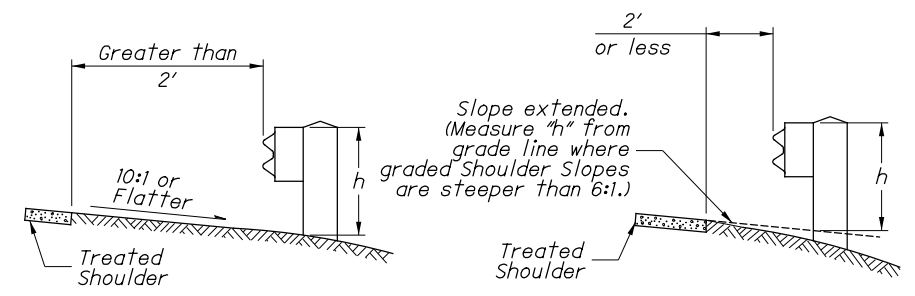
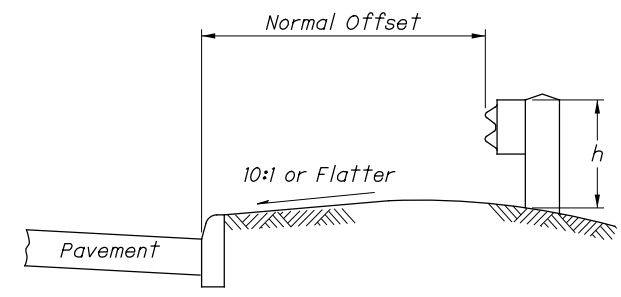
Do not drive posts located over a culvert with less than 4'-3" of cover; instead set in drilled or dug holes. Where the available post embedment depth is less than 3'-5", encase the post with a minimum of 4" concrete.

All costs associated with special post mountings are included in the unit price bid of Item 606 Guardrail of the type specified in the plans.

ANCHORS: Holes and grouting shall comply with CMS 510. Use either cement or non-shrink, nonmetallic grout.

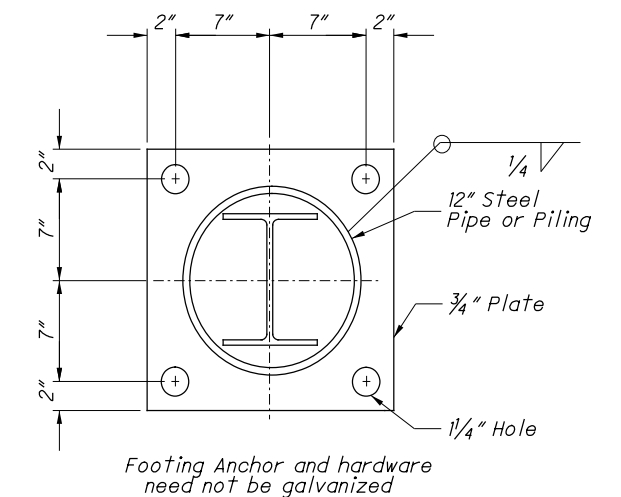
Expansion shield anchors as specified in CMS 712.01 may be substituted except where concrete deterioration has occurred, as determined by the Engineer. Where self-drilling anchors are used, drill the holes with the expansion shield (not by a drill bit) and install the shield flush with the concrete surface.

PROTECTIVE COATING: In lieu of the complying with CMS 710.06, coat expansion shields, anchors and concrete insert anchor assemblies embedded in concrete in accordance with ASTM A 153 or be of stainless steel. Any bolts screwed into these devices shall meet CMS 710.06. (See sheet 3 for Concrete Insert Anchor Assembly Detail.)

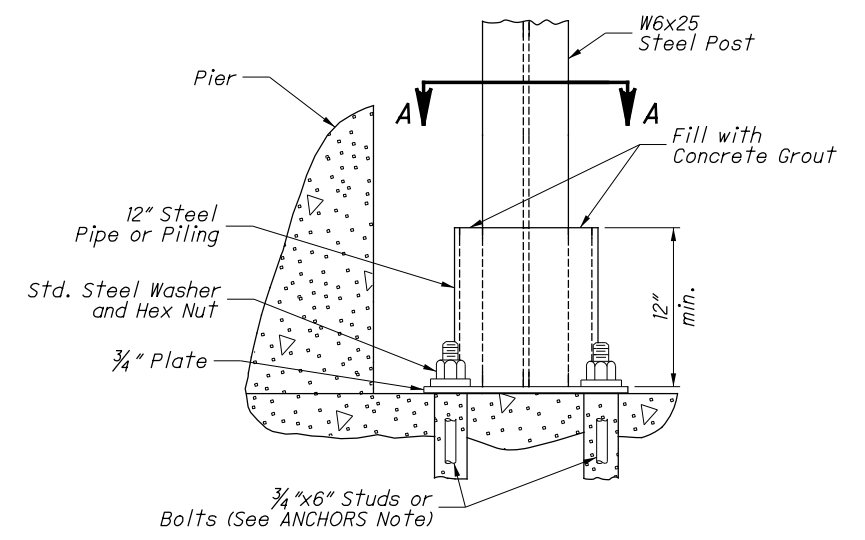


h = Standard Height (See GUARDRAIL HEIGHT Note)

MEASURING GUARDRAIL HEIGHT



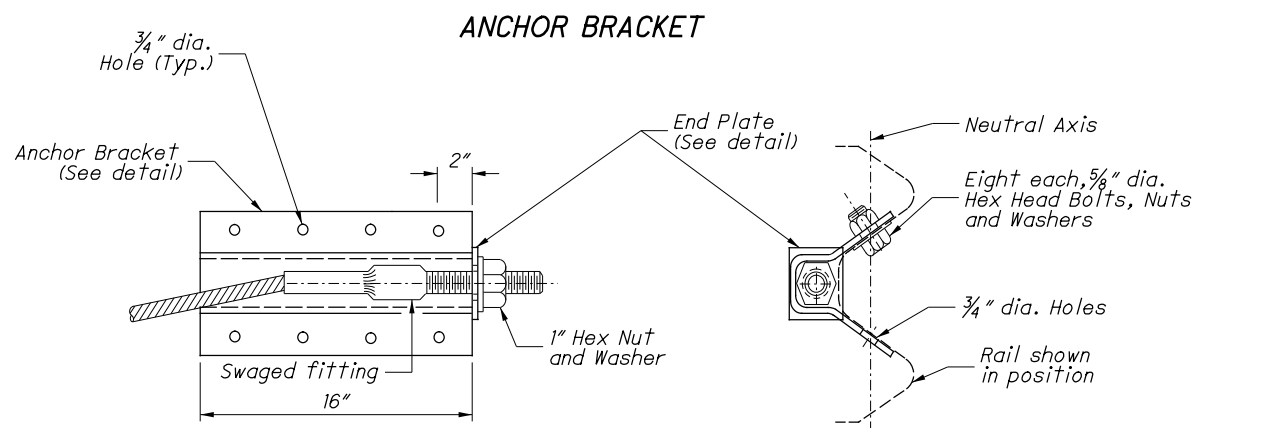
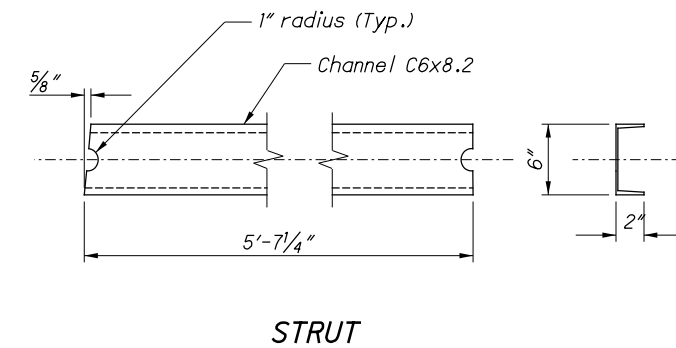
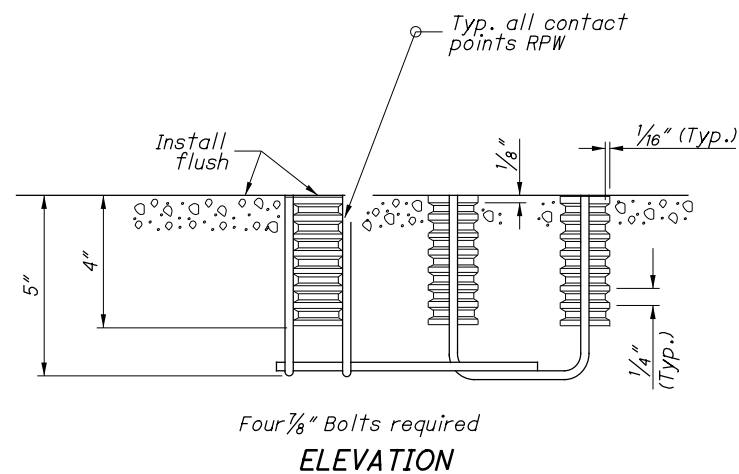
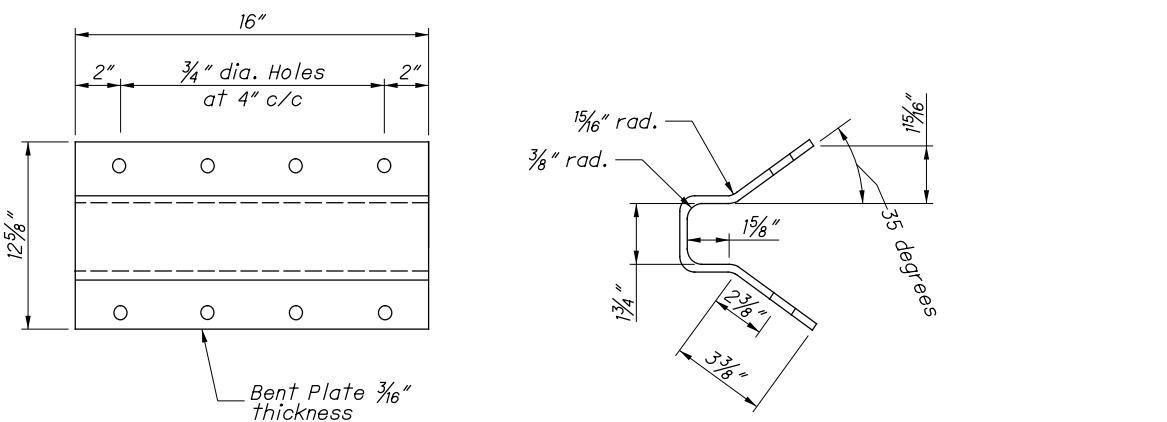
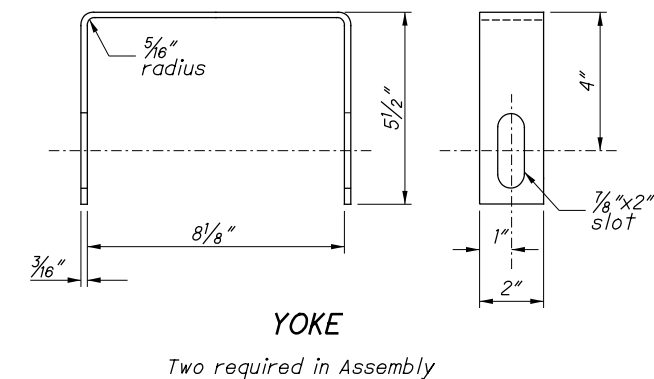
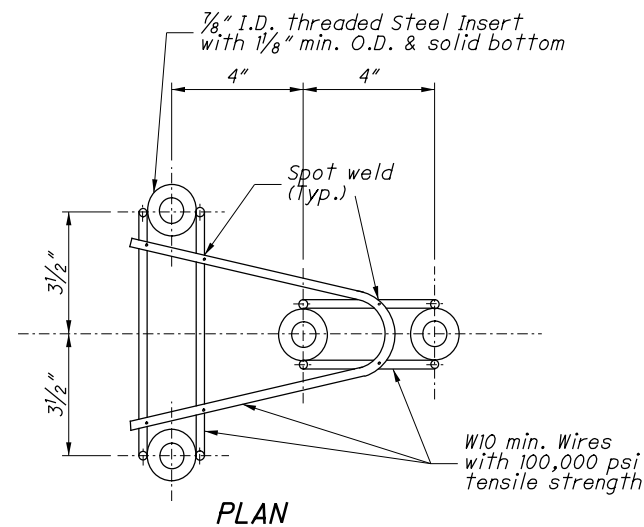
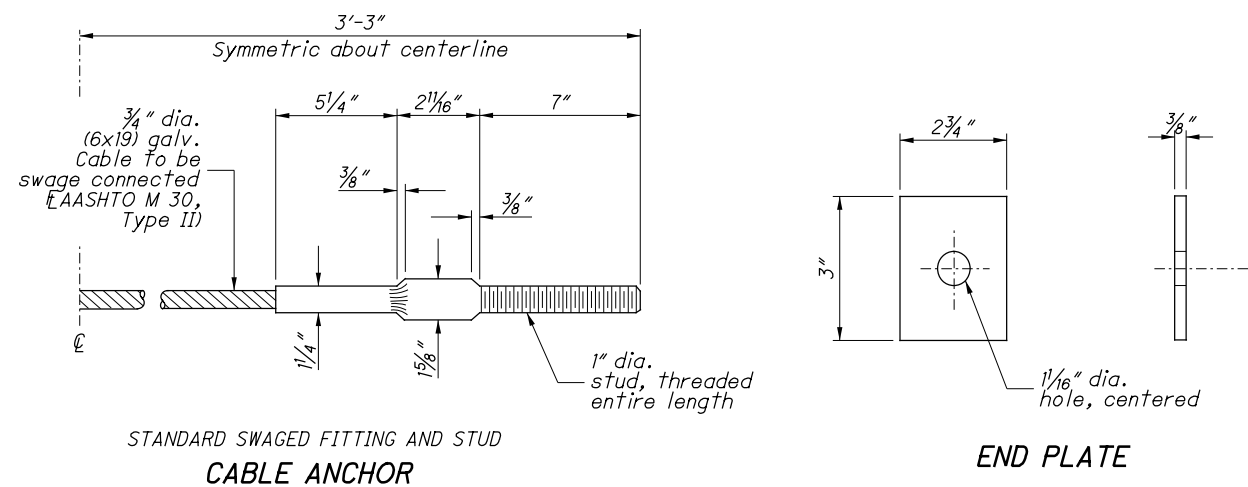
SECTION A-A



ELEVATION FOOTING ANCHOR

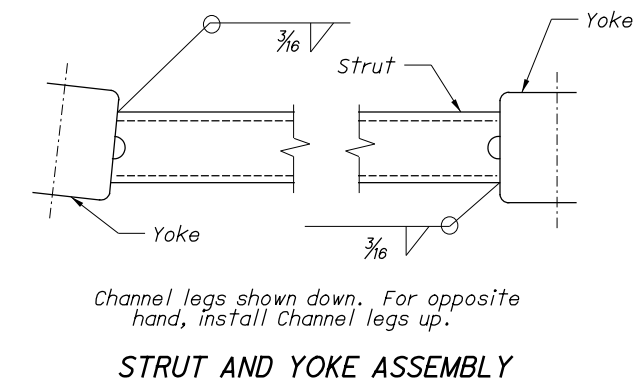
See SPECIAL POST MOUNTINGS Note.

Z:\2019\191349\CAD\191349_OVERBROOKBRIDGE\Design\Roadway\Sheets\PI5_GR-1.1-18-2013.dgn Sheet 2 3/12/2020 4:07:27 PM jpcorroll

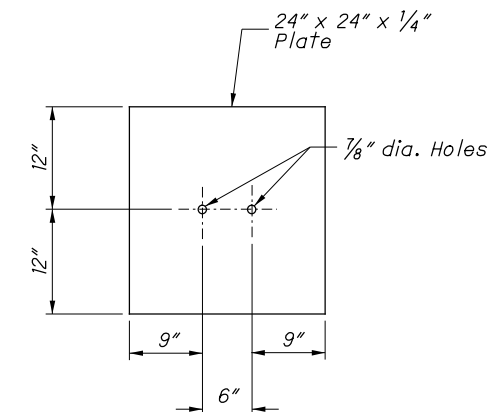
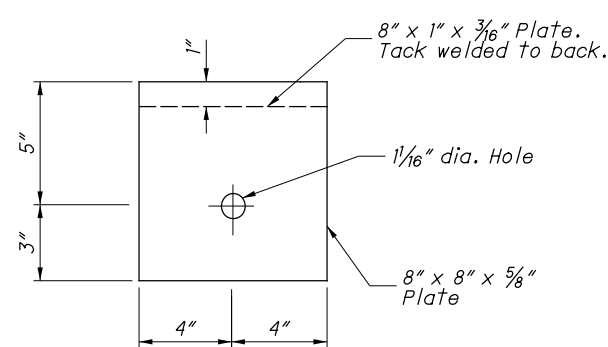
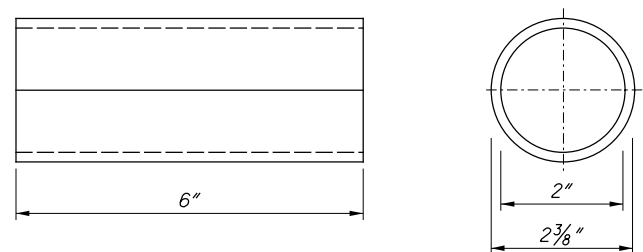


CONCRETE INSERT ANCHOR ASSEMBLY (W-BEAM ONLY)

See ANCHORS and PROTECTIVE COATINGS Notes on Sheet 2

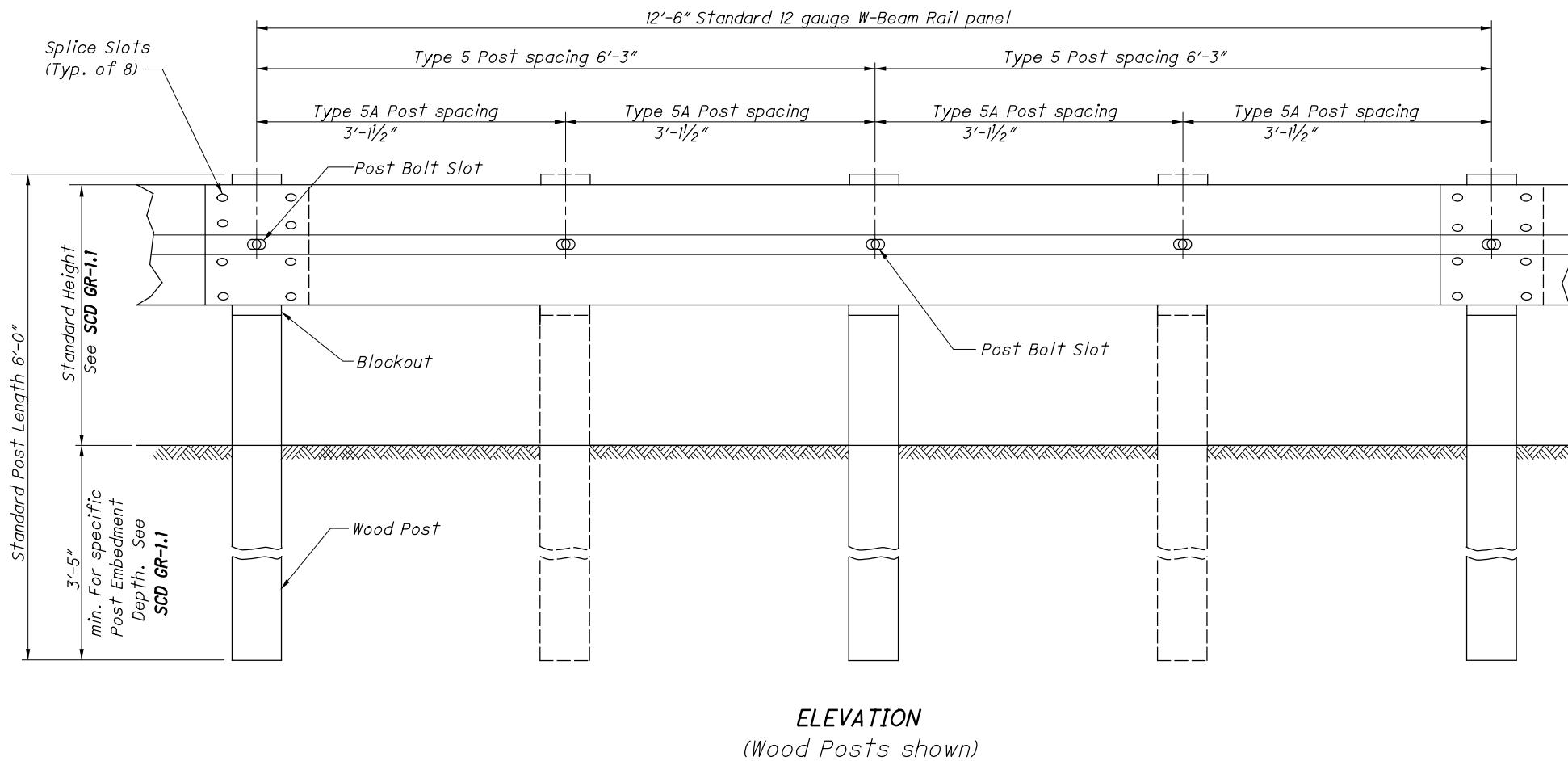
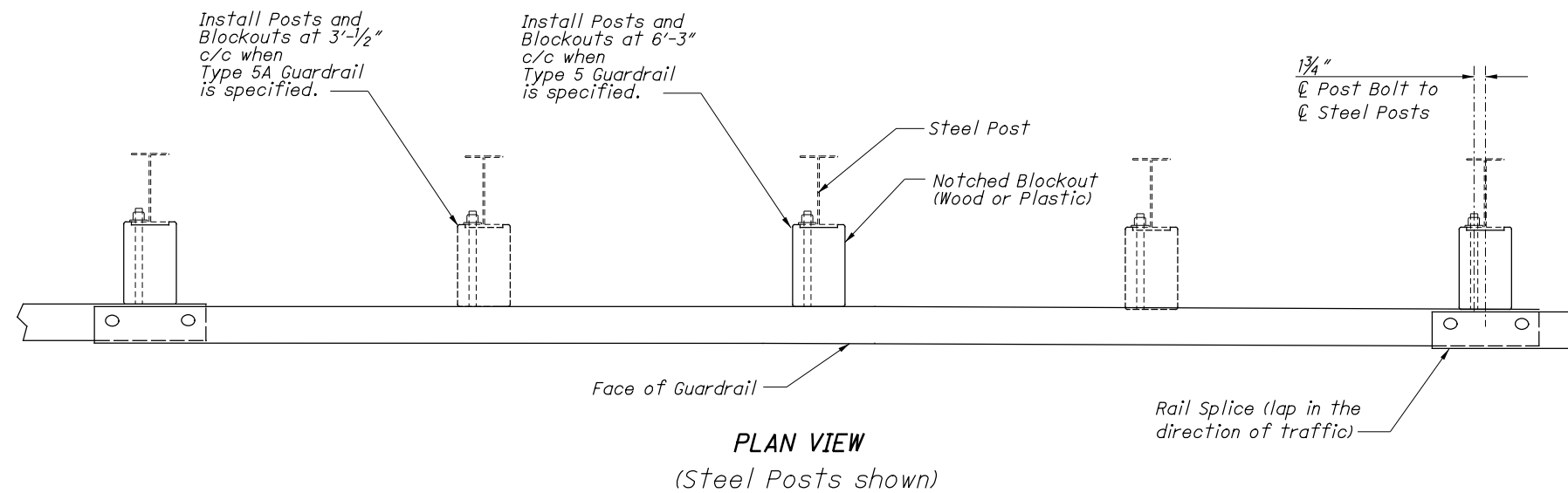


ANCHOR BRACKET ASSEMBLY DETAILS



Z:\2019\191349\CAD\191349_OVERBROOKBRIDGE\Design\Roadway\Sheets\PIS_GR-1.1-18-2013.dgn Sheet 3 3/12/2020 4:07:27 PM jpcorroll

Z:\2019\191349_CAD\191349_OVERBROOKBRIDGE\Design\Roadway\Sheets\PIS_GR-2.1_1-18-2013.dgn Sheet 1 3/12/2020 4:07:30 PM jpcarroll



NOTES

RAIL: Use W-Beam rail meeting AASHTO M 180 Type II Class A, as specified in CMS 606.

POSTS: Posts may be constructed of wood or steel. Wood posts may be round or 6"x8" square-sawed.

Use round wood posts on runs of single-sided rail. The round posts shall be 8"±1 in diameter at the top and not more than 3" larger at the butt with a uniform taper.

Fabricated wood posts with square ends. Posts shall be pressure-treated as per CMS 710.14. Bore bolt holes and, if required, trim the tops of posts after the posts are set.

Steel posts are to be W6x9 or W6x8.5 galvanized steel. Use the same type of post throughout the length of the project unless otherwise specified in the plans or permitted by the Engineer.

All posts are 6'-0" long unless specified otherwise in the Contract Document. Posts may be set in drilled holes or may be driven to grade.

WELDED BEAM POSTS: Welded beam guardrail posts may be used for Item 606, Guardrail, provided the web and flange sizes are as shown here. Welding of the web to the flanges must comply with ASTM A 769, Class 1, using Grade 36 steel [250 MPa yield point] with the following exceptions:

- Sec. 7.2 Test reports of tensile properties for each lot shall accompany each shipment.
- Sec. 12 Beams that have imperfections repaired by welding shall not be accepted for use in Item 606.
- Sec. 13 Random samples shall be tested by the Department from materials delivered to the project site, or other locations designated by the Laboratory.

ALTERNATE POSTS: Engineered guardrail posts having met NCHRP 350 criteria, and listed on the **Office of Materials Management's** Approved List are permitted as an equal alternate when installed according to the Manufacturer's instructions and within the limitations shown on the Approved List.

BLOCKOUTS: Blockout dimensions are dependent on post used. Wood Blockouts are to be pressure treated as specified in CMS 710.14. Bore bolt holes. Approved alternate blockouts may be used in lieu of the wood blockouts shown. The approved list is maintained by the **Office of Roadway Engineering**.

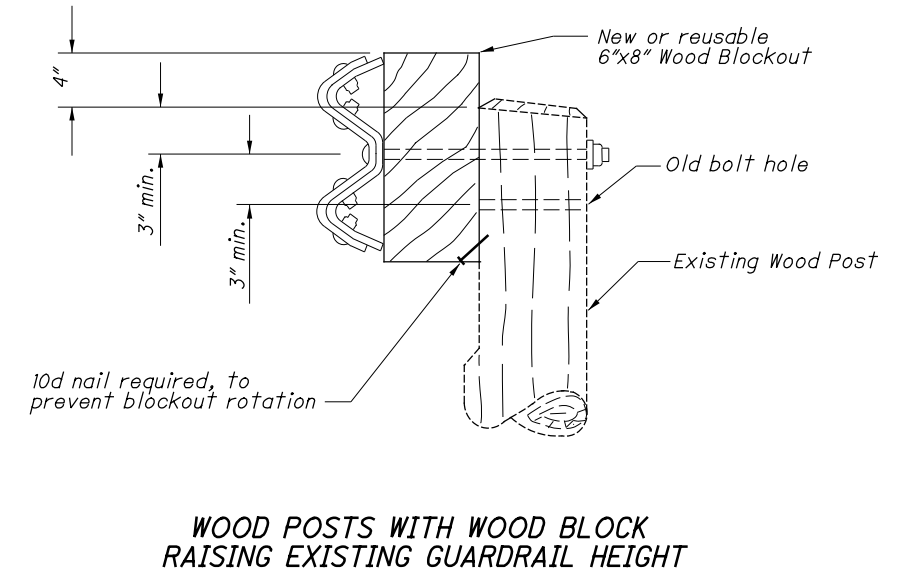
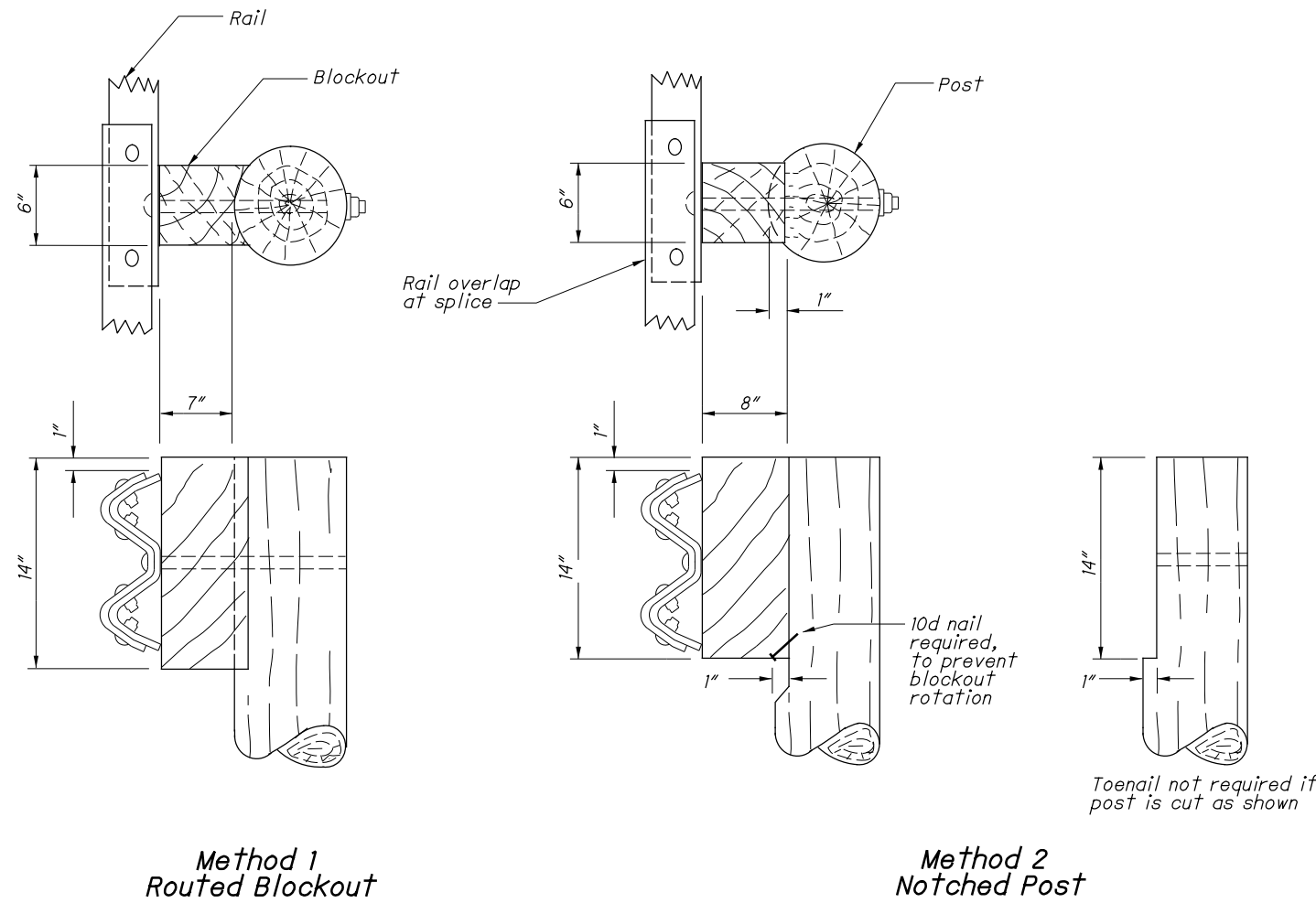
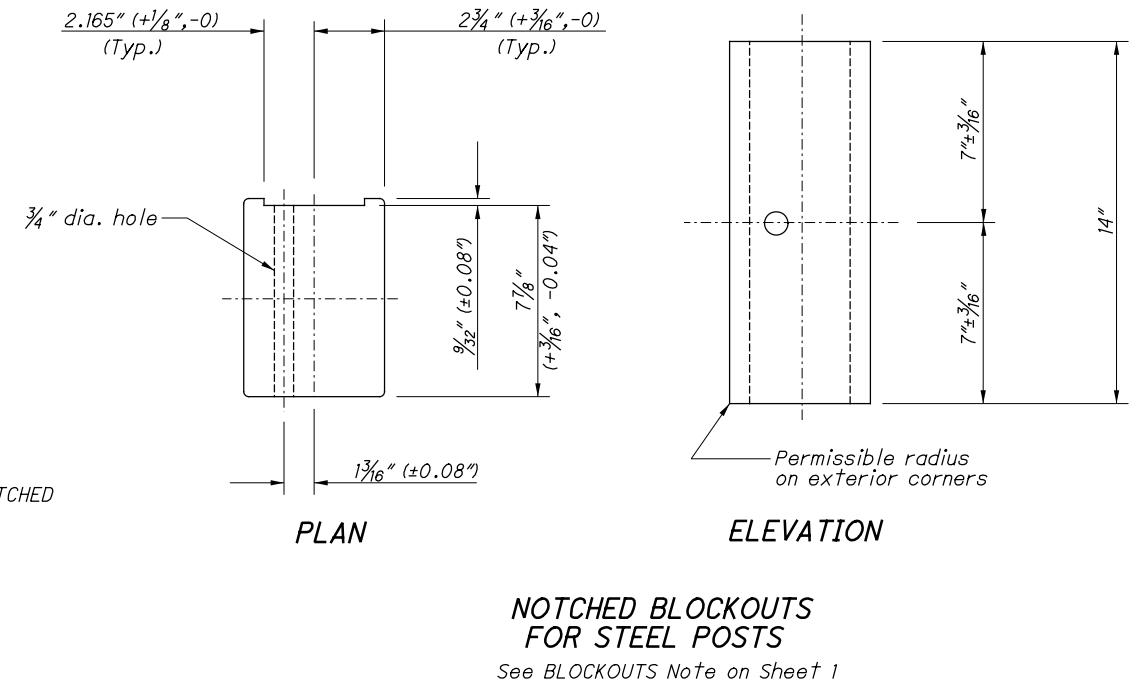
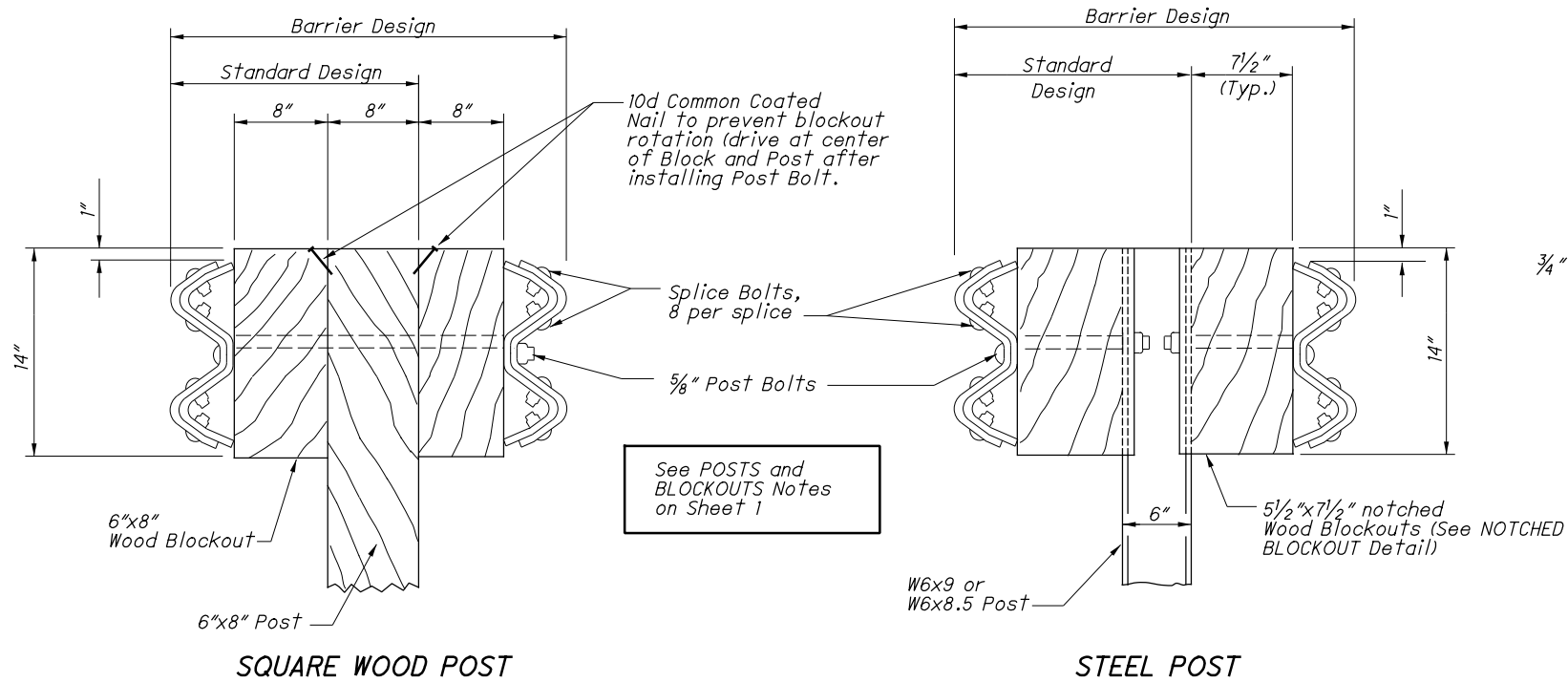
WASHERS: Install appropriate sized standard galvanized steel washers on the nut side of bolts installed on wood posts.

DELINEATION: For barrier reflectors, see CMS 626.

MISCELLANEOUS: For other guardrail details, see SCD GR-1.1.

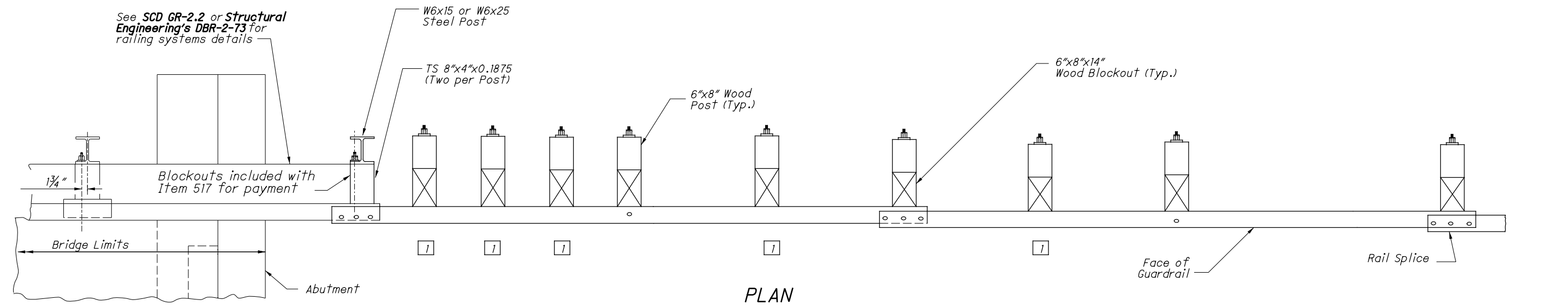
| STEEL BEAM POSTS (English) | | | | |
|----------------------------|------------|--------------|------------------|---------------|
| Size | Beam depth | Flange width | Flange thickness | Web thickness |
| Rolled W6x8.5 | 5.8" | 3.94" | 0.193" | 0.170" |
| Rolled W6x9 | 5.9" | 3.94" | 0.215" | 0.170" |
| Welded 6x8.5 | 6.0" | 3.94" | 0.193" | 0.170" |
| Welded 6x9 | 6.0" | 3.94" | 0.215" | 0.170" |

Z:\2019\191349_CAD\191349_OVERBROOKBRIDGE\Design\Roadway\Sheets\PI5_GR-2.1_1-18-2013.dgn Sheet 2 3/12/2020 4:07:31 PM jpcorroll

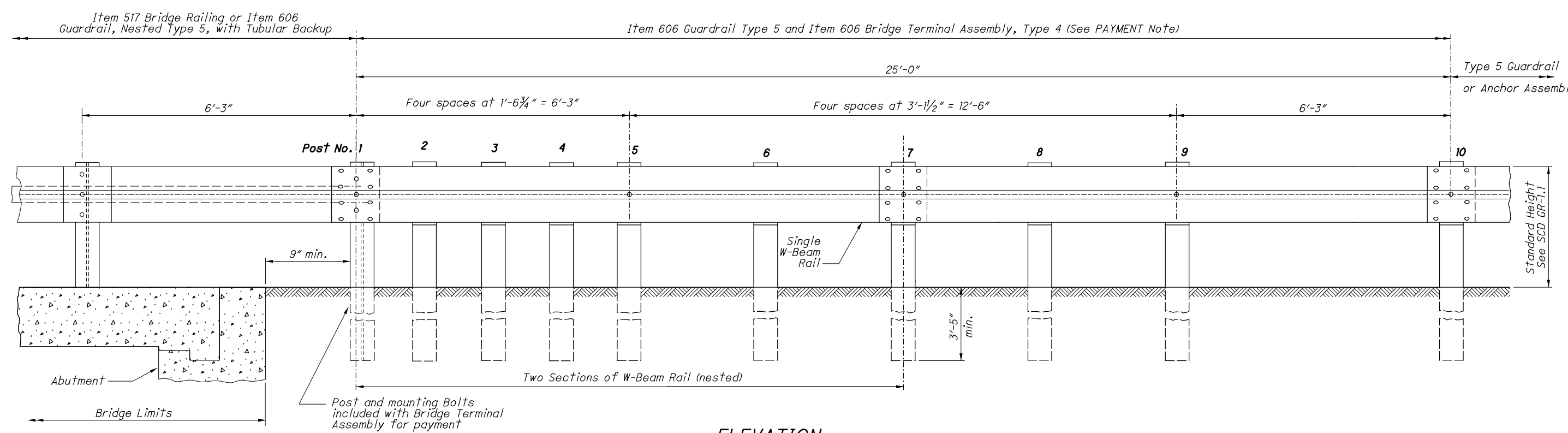


Alternate methods of placing the Blockouts on round Posts may be submitted for consideration and approved by the Engineer.

ROUND WOOD POSTS
Single Sided runs only (Standard Design)



PLAN



ELEVATION

NOTES

GENERAL: For additional details, see SCD GR-1.1.

APPLICATION: The Type 4 Bridge Terminal Assembly shall connect Type 5 Guardrail runs to Type 5 Guardrail with Tubular Backup or to Deep Beam Bridge Guardrail (as shown on Structural Engineering SCD DBR-2-73).

DETAIL INFORMATION: The first post off the bridge shall be steel (W6x15 or W6x25). All holes in the off-structure end of the approach panel rail section spanning the abutment are slotted 3/4"x2 1/2". Tighten the bolts as specified for expansion joints in Item 606.05.

POSTS: Posts may be set in drilled holes or driven to grade. See SCD GR-1.1 for additional Post embedment details. Guardrail is not attached to certain posts (see LEGEND).

WOOD POSTS - Use square sawed pressure treated wood as specified in CMS 710.14 and fabricated with square ends. Bore bolt holes and trim the tops of posts, if required after the posts are set.

STEEL POSTS - are allowed as an alternate. Use W6x9 or W6x8.5 in lieu of the 6"x8" wood post. Use same post material through-out assembly.

BLOCKOUTS: Approved alternate blockouts can be found on the Office of Roadway Engineering website. Steel blockouts are not permitted.

FLARED GUARDRAIL: Start Standard Guardrail Flares as shown on SCD GR-5.1 at or beyond Post No. 10; however, the flare may begin at Post No. 7.

PAYMENT: Item 606 - Bridge Terminal Assembly, Type 4, Each, includes the cost of extra components in excess of normal guardrail, such as additional posts and other hardware. The TS 8"x4" spacers and tubular backup rail extending to the first post off the bridge is included with Item 517 - Railing, or Item 606 - Guardrail, Nested Type 5 with Tubular Backup, for payment.

LEGEND

1 Guardrail is not attached to posts at Posts 2, 3, 4, 6, and 8. Blockout is fastened to post with standard Post Bolt.

Z:\2019\191349\CAD\191349_OVERBROOKBRIDGE\Design\Roadway\Sheets\PIS_GR-3.4_7-20-2018.dgn Sheet 3/12/2020 4:07:33 PM jpcarrroll

Z:\2019\191349_CAD\191349_OVERBROOKBRIDGE\Design\Roadway\Sheets\PIS_GR-4.2_1-18-2013.dgn Sheet 1 3/12/2020 4:07:36 PM jpcarrroll

OFFICE OF ROADWAY ENGINEERING
 DESIGNED XXX
 REVIEWED XXX
 CHECKED XXX
 PLAN INSERT SHEET
TYPE T ANCHOR ASSEMBLY (Foundation Tube Option)
PIS GR-4.2
 1 / 2
 17 / 32

NOTES

APPLICATION: Use Type T Anchor Assemblies on the trailing end of guardrail runs, located outside of the clear zone of opposing traffic. The assembly is 12'-6" long, none of which can be considered the Length of Need for the guardrail run.

For termination requirements at driveways, see DRIVEWAY OPENING Detail on Sheet 2. For side road approaches and Terminals at Structures, see Location & Design Manual, Volume 1, Figure 603-3.

ANCHORING OPTIONS: Contractor may choose either the foundation tube (shown on this Sheet) or the concrete footing option (Sheet 2) to construct this anchor assembly.

If the foundation tube option is chosen, the contractor will take proper care to insure that the Soil Plate fasteners are not broken during the driving process.

Concrete footings may be cast-in-place or precast. Compact fill after placing precast unit.

MATERIALS: See SCD GR-1.1 for parts used on this anchor, including the CRT Breakaway Posts, Steel Ground Tube, Post Sleeve, Cable Anchor and Bracket Assembly.

Bearing Plate and Soil Plate is ASTM A709 Grade 36. Steel Ground Tube shall be ASTM A500, Grade B, and meet CMS 707.10. All angles, channels and plates shall meet CMS 711.01. All structural steel shall be galvanized as specified in CMS 711.02. All bolt washers indicated are standard galvanized steel of the appropriate size.

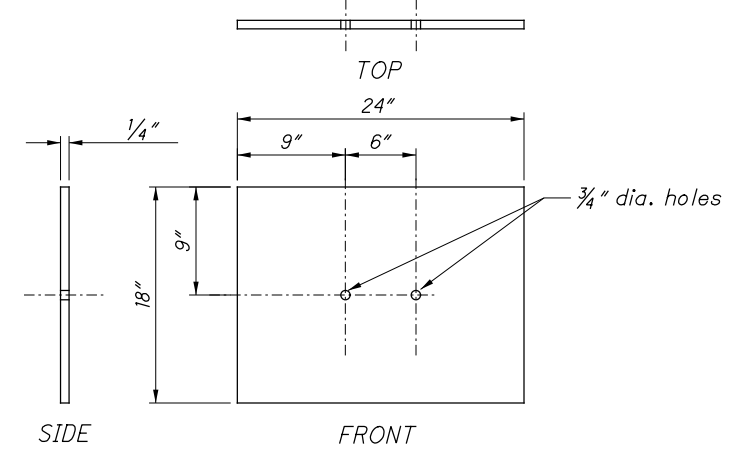
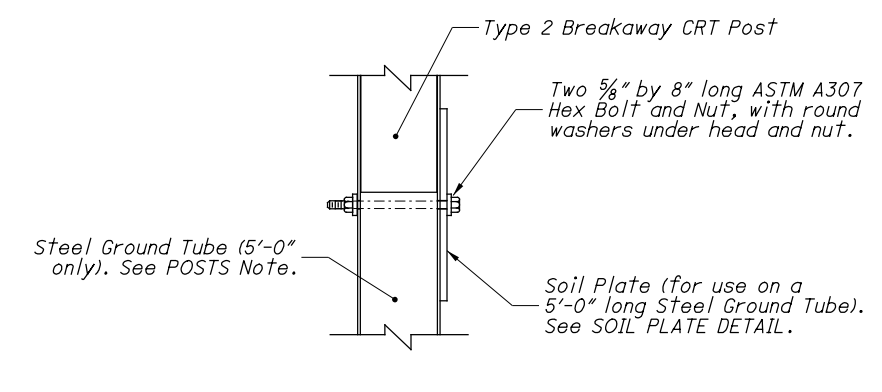
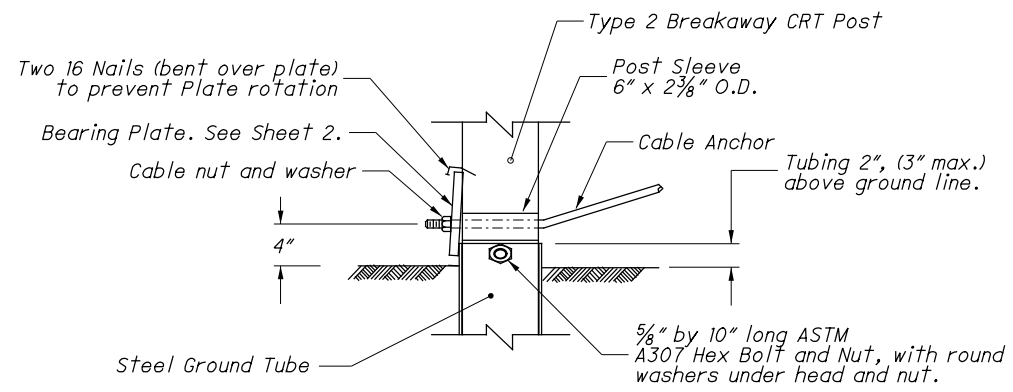
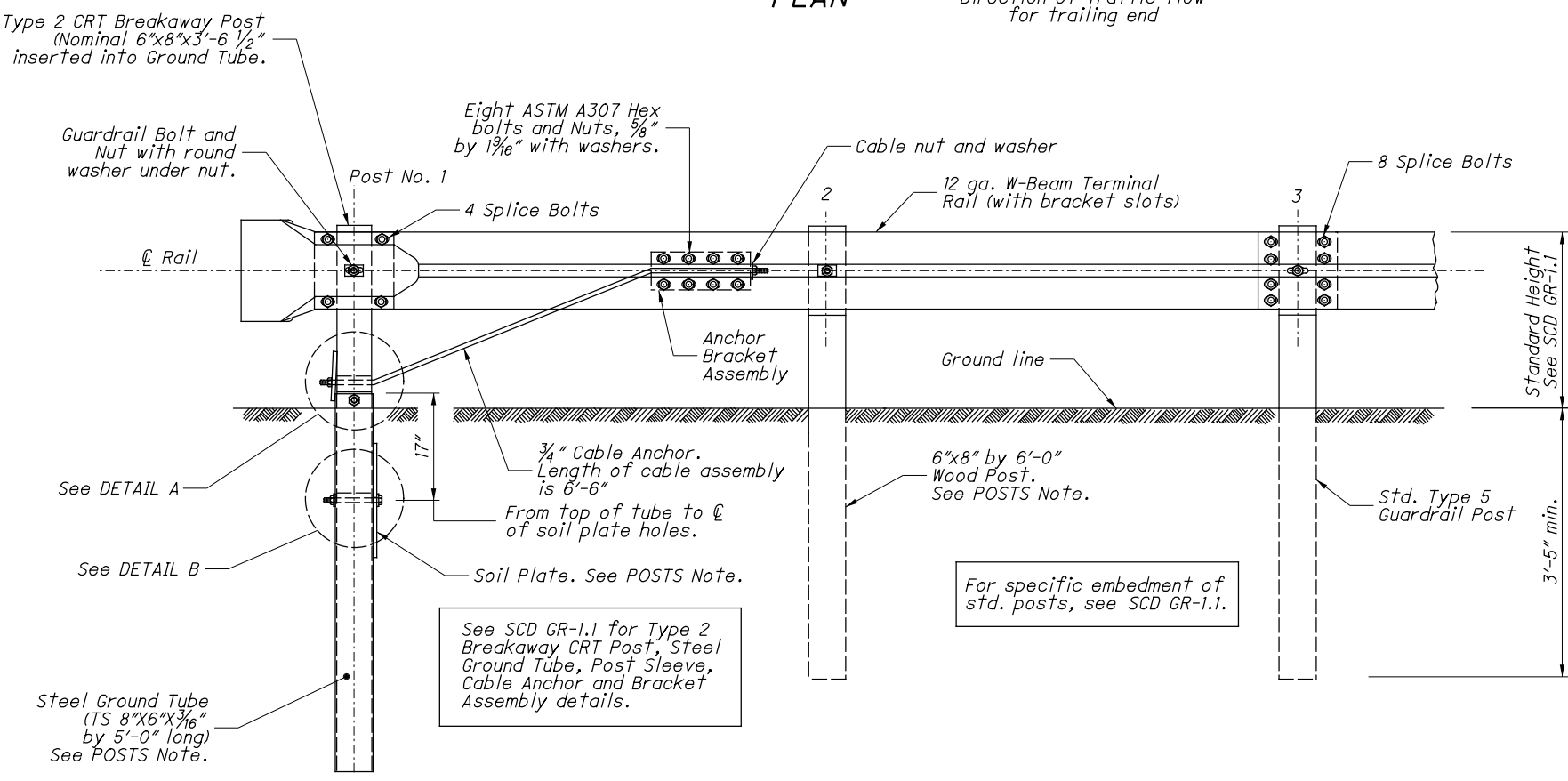
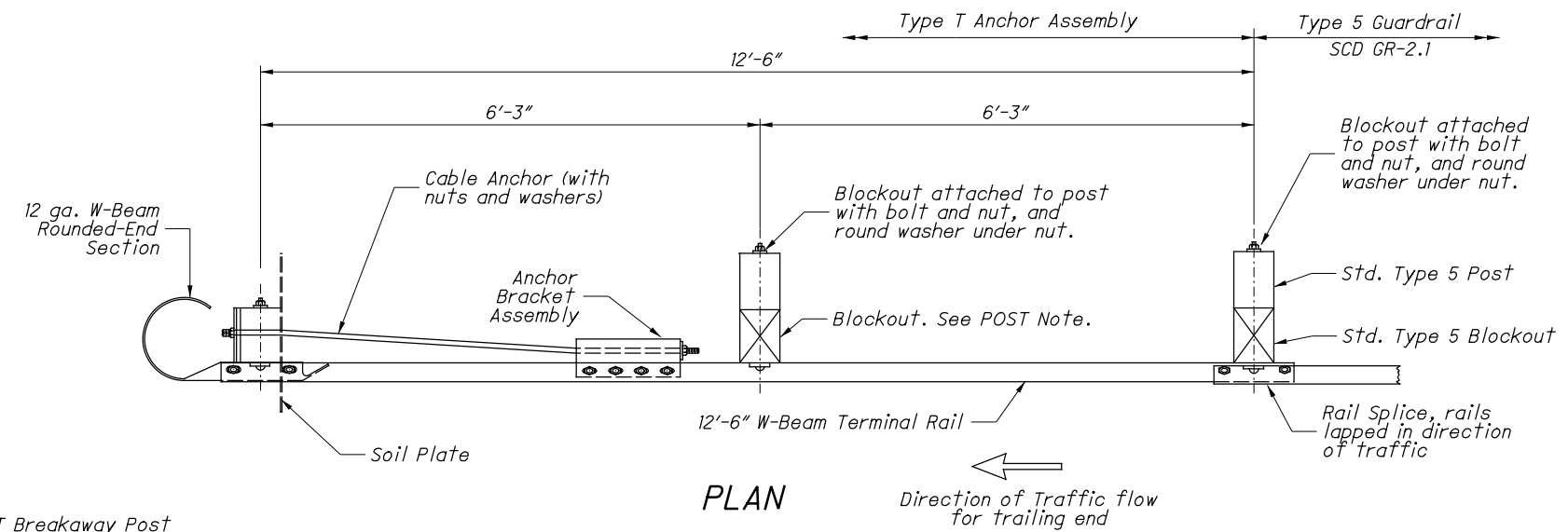
Concrete shall be class C.

Components on this anchor that are not detailed on SCD GR-1.1 include: 1) 12'-6" W-Beam Terminal Rail (standard part RWM14a), and 2) W-Beam Rounded End Section (RWE03a). For complete details and specifications, see part descriptions in the AASHTO/AGC/ARTBA Standardized Hardware Guide.

POSTS: Post No. 1 may be an 8'-0" long Steel Ground Tube without a Soil Plate in lieu of the 5'-0" tube with Soil Plate.

Post No. 2 can be W6x9 (or W6x8.5) with notched wood blockouts or a standard Type 5 post and blockout. Recycled plastic blockouts are permitted.

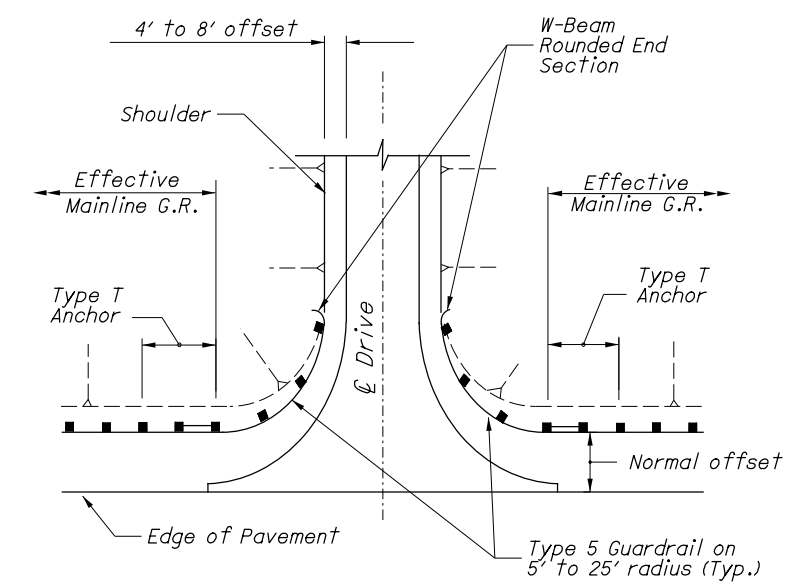
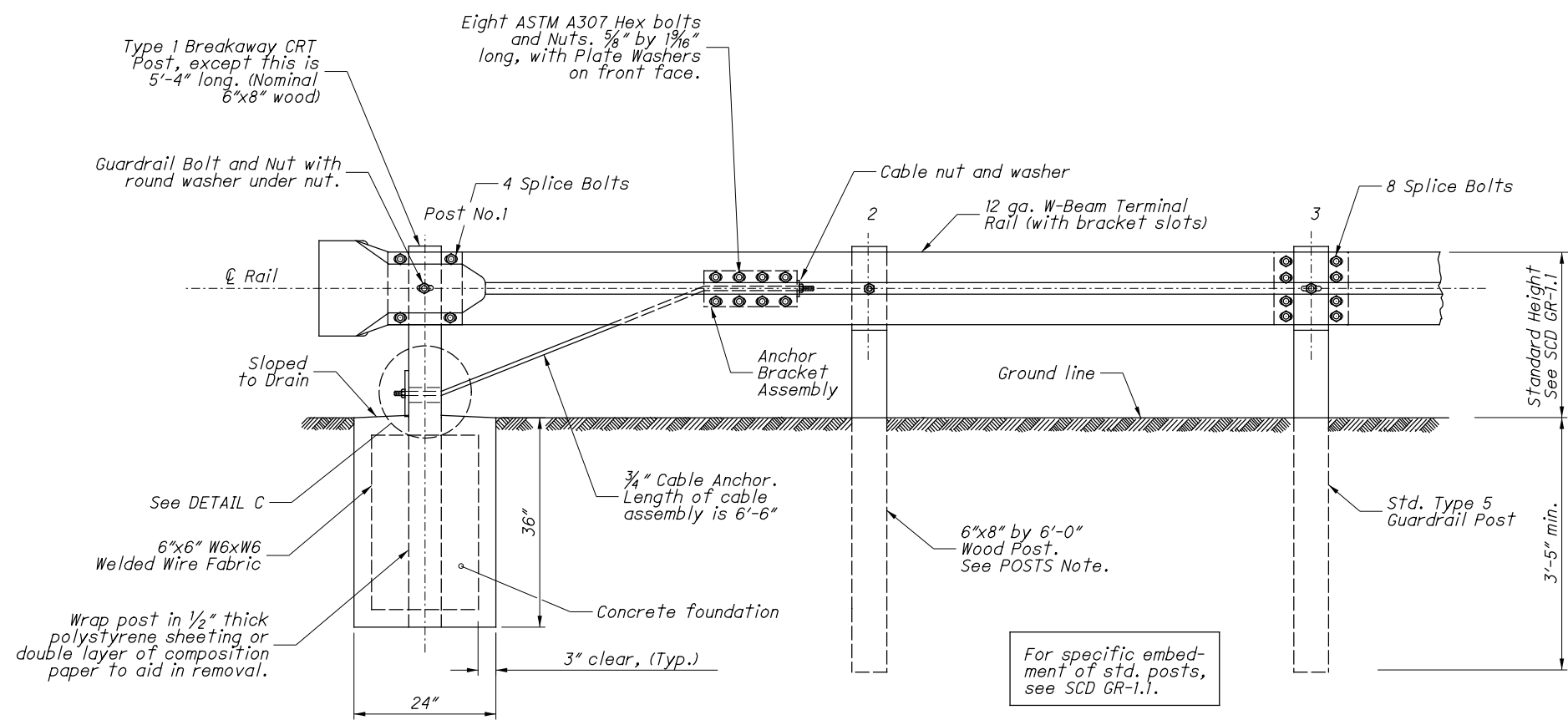
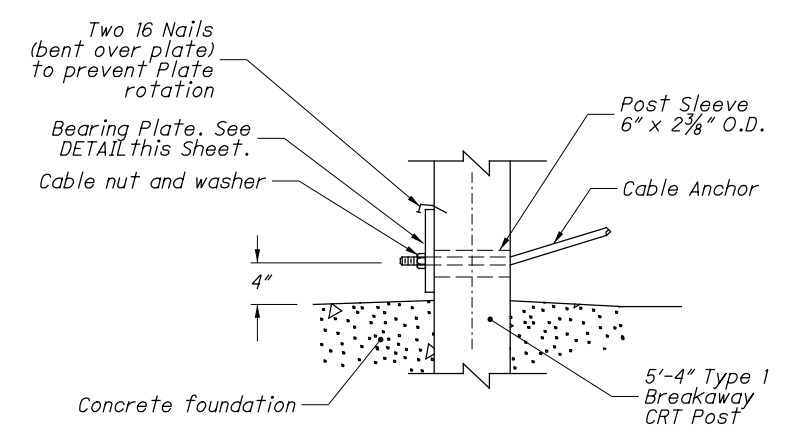
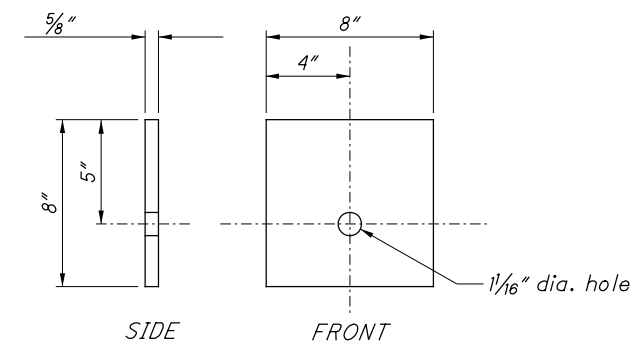
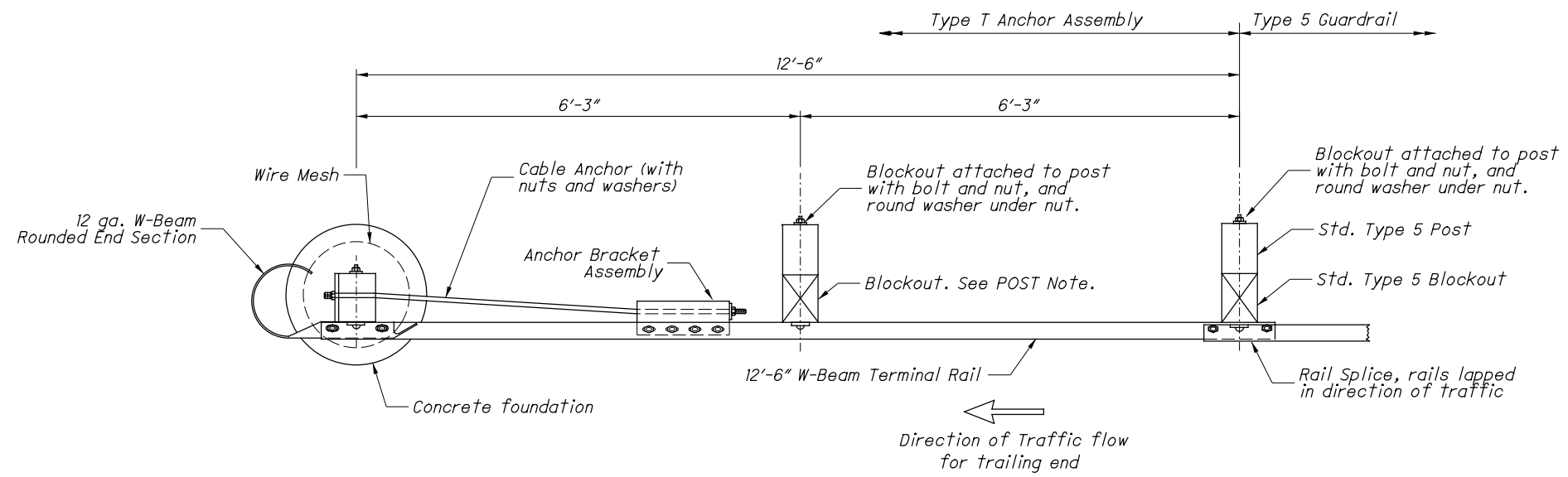
PAYMENT: All labor and materials, including the W-Beam Rounded End Section and the W-Beam Terminal Rail for the 12'-6" anchor assembly shall be included in the unit price bid for Item 606 - Anchor Assembly, Type T, Each.



DETAIL A

DETAIL B

SOIL PLATE DETAIL



Z:\2019\191349_CAD\191349_OVERBROOKBRIDGE\Design\Roadway\Sheets\PIS_GR-4.2_1-18-2013.dgn Sheet 2 3/12/2020 4:07:37 PM jpcarroll

Z:\2019\191349_OVERBROOKBRIDGE\Design\Roadway\Sheets\191349_TP001.dgn Sheet 3/12/2020 4:07:49 PM jpcarrroll

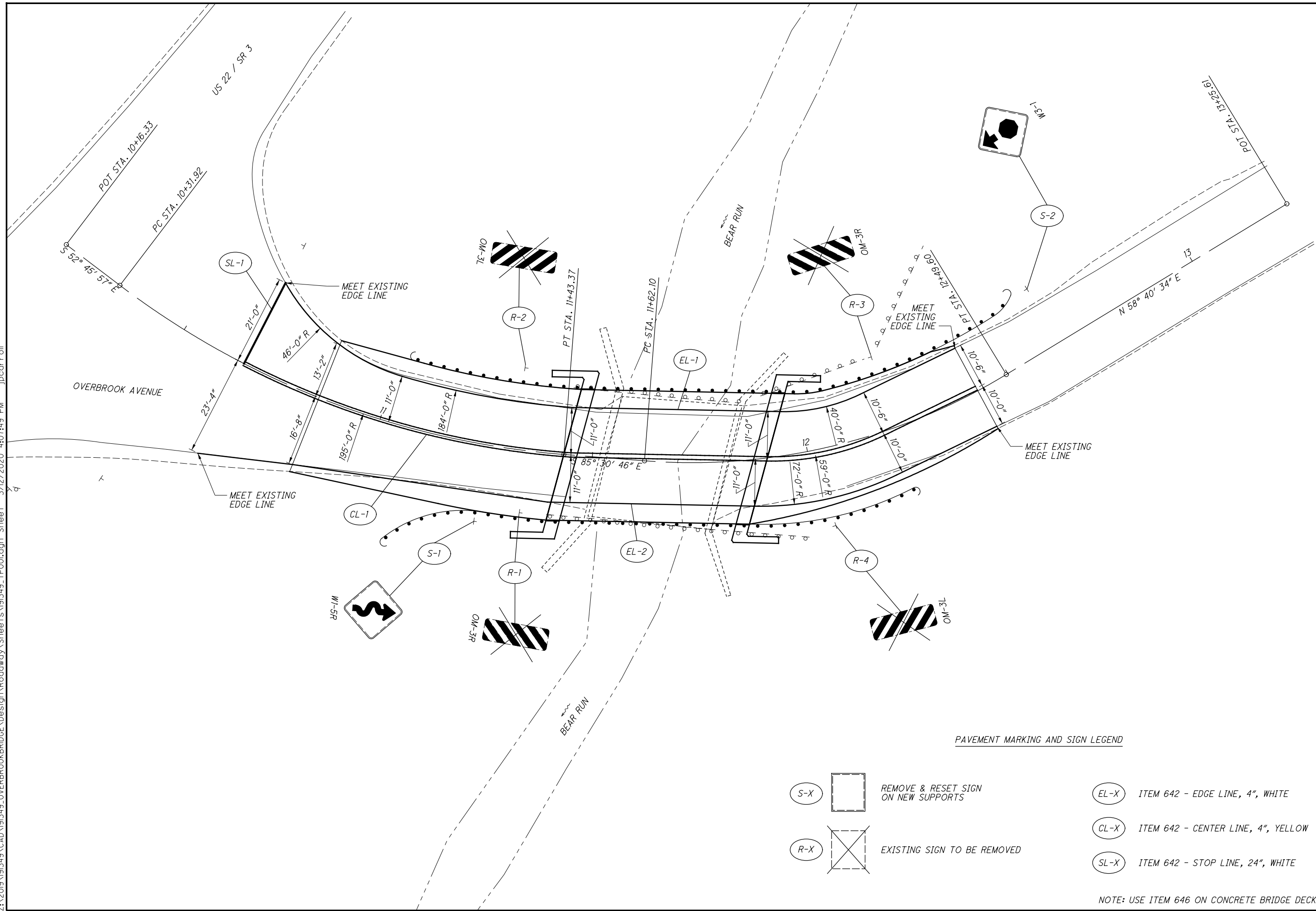
CALCULATED MDS CHECKED JAH

0 5 10 20
HORIZONTAL SCALE IN FEET





TRAFFIC CONTROL PLAN

WAR-TR2080-0.02

19
32

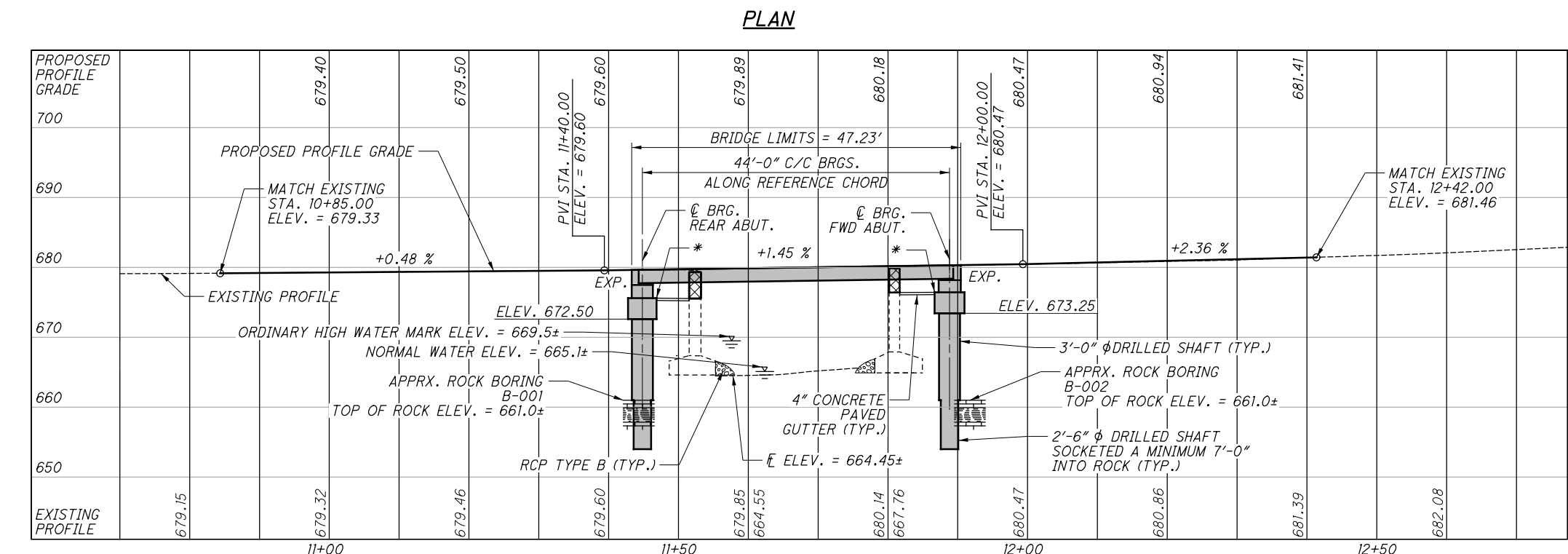
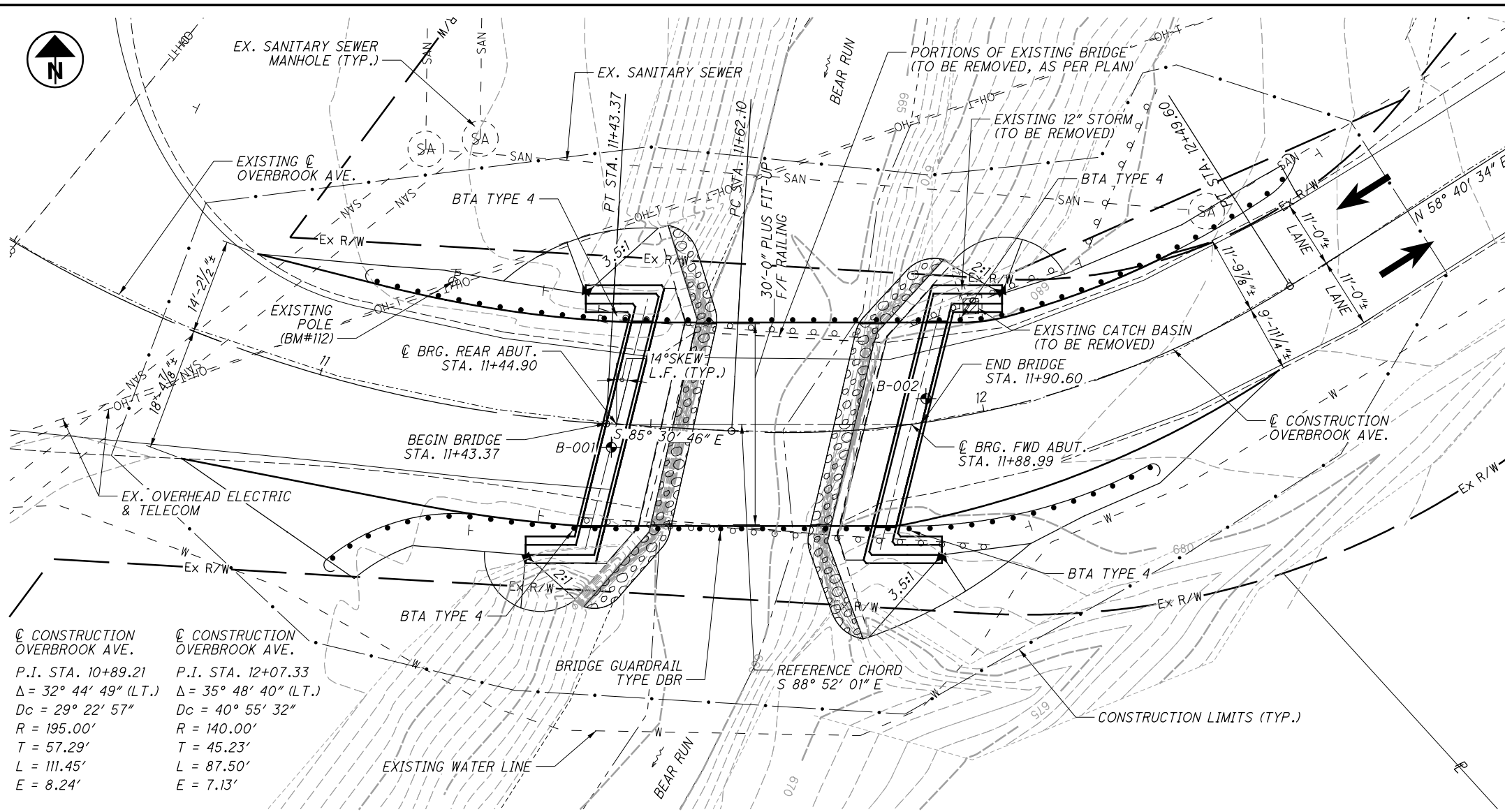


PAVEMENT MARKING AND SIGN LEGEND

- | | | | |
|---|-------------------------------------|---|------------------------------------|
|  | REMOVE & RESET SIGN ON NEW SUPPORTS |  | ITEM 642 - EDGE LINE, 4", WHITE |
|  | EXISTING SIGN TO BE REMOVED |  | ITEM 642 - CENTER LINE, 4", YELLOW |
| | |  | ITEM 642 - STOP LINE, 24", WHITE |

NOTE: USE ITEM 646 ON CONCRETE BRIDGE DECK

Z:\2019\191349_CAD\191349_OVERBROOKBRIDGE\Design\Structures\Sheets\191349_SP001.dgn Sheet 3/12/2020 4:08:22 PM jpcarril



BENCHMARK DATA

BM #112 STA. 11+16.79, ELEV. 680.44, 18.21' LT., SPIKE SET IN POLE
 BM #113 N=488608.366, E=1477238.777, ELEV. 695.13, SPIKE IN POLE

NOTES

- EARTHWORK LIMITS SHOWN ARE APPROXIMATE. ACTUAL SLOPES SHALL CONFORM TO PLAN CROSS SECTIONS.
- HYDRAULIC DATA OBTAINED FROM EXISTING INFORMATION AVAILABLE.
- FOR BTA TYPE 4 FIRST POST LOCATIONS SEE SHEET 10 OF 32. FOR BRIDGE RAILING POST LOCATIONS SEE SHEET 28 OF 32.

DESIGN TRAFFIC:
 2015 ADT = 1,949 2015 ADTT = 94

LEGEND

- = PROJECT BORING LOCATION
- = ROCK CHANNEL PROTECTION TYPE B (2'-0" THICK)
- * = ELEV. 675.50 R.A. & ELEV. 676.25 F.A.
- = PORTION OF EXISTING STRUCTURE TO BE REMOVED

HYDRAULIC DATA

DRAINAGE AREA = 4.51 SQ. MILES
 Q MONTHLY (MAX.) = 9.51 CFS V (AVG.) = 8.7 FT/S
 EXISTING STRUCTURE CLEARS THE 100 YEAR DESIGN HW BY 1.1 FEET.

BORING LOCATIONS

| BORING | STATION | OFFSET |
|--------|----------|-----------|
| B-001 | 11+44.32 | 3.48' RT. |
| B-002 | 11+91.72 | 3.47' LT. |

EXISTING STRUCTURE

TYPE: SINGLE SPAN ROLLED STEEL BEAM WITH REINFORCED CONCRETE DECK ON WALL TYPE ABUTMENTS AND SPREAD FOOTING

SPANS: 28'-1 1/2" C/C BRGS.
 ROADWAY: 30'-0" O/O DECK AND F/F RAILING
 LOADING: UNKNOWN
 SKEW: NONE
 WEARING SURFACE: 3" ASPHALT CONCRETE
 APPROACH SLABS: NONE
 ALIGNMENT: TANGENT
 CROWN: SUPERELEVATION
 STRUCTURAL FILE NUMBER: 8334080
 DATE BUILT: 1960±
 DISPOSITION: TO BE REPLACED

PROPOSED STRUCTURE

TYPE: SINGLE SPAN PRESTRESSED CONCRETE BOX BEAMS WITH COMPOSITE REINFORCED CONCRETE DECK ON SEMI-INTEGRAL ABUTMENTS ON DRILLED SHAFTS

SPANS: 44'-0" C/C BRGS. ALONG REFERENCE CHORD
 ROADWAY: 30'-0" O/O DECK & F/F RAILING
 LOADING: HL-93 AND 60 PSF FUTURE WEARING SURFACE
 SKEW: 14°00'00" LEFT FORWARD TO REFERENCE CHORD
 WEARING SURFACE: 1" MONOLITHIC CONCRETE
 APPROACH SLABS: NONE
 ALIGNMENT: TANGENT
 CROWN: SUPERELEVATION 1.6%
 DECK AREA: 1,413 SQUARE FEET
 COORDINATES: LATITUDE N 39° 19' 41.56"
 LONGITUDE W 84° 14' 15.63"

DESIGN AGENCY: fishbeck
 1855 RESERVE SUITE 500
 CINCINNATI, OH 45241
 (513) 468-2370

DATE: 2/27/20
 REVIEWED: JBD
 DRAWN: JMK
 DESIGNED: JMK
 CHECKED: JPC

WARREN COUNTY
 STA: 11+43.37
 STA: 11+90.60

SITE PLAN

BRIDGE NO. WAR-TR2080-0002
 OVERBROOK AVENUE (TR2080) OVER BEAR RUN

WAR-TR2080-0.02
 PID No. NONE

1 / 13

20
32

STANDARD DRAWINGS AND SUPPLEMENTAL SPECIFICATIONS:

REFER TO THE FOLLOWING STANDARD BRIDGE DRAWING(S):

| | | |
|-----------|---------|----------|
| DBR-2-73 | REVISED | 07/19/02 |
| DS-1-92 | REVISED | 07/18/03 |
| PSBD-2-07 | REVISED | 07/20/18 |
| SICD-1-96 | REVISED | 07/18/14 |

DESIGN SPECIFICATIONS:

THIS STRUCTURE CONFORMS TO THE "LRFD BRIDGE DESIGN SPECIFICATIONS" ADOPTED BY THE AMERICAN ASSOCIATION OF STATE HIGHWAY AND TRANSPORTATION OFFICIALS, 8TH EDITION 2017 AND THE ODOT BRIDGE DESIGN MANUAL, 2019.

OPERATIONAL IMPORTANCE:

A LOAD MODIFIER OF 1.00 HAS BEEN ASSUMED FOR THE DESIGN OF THIS STRUCTURE IN ACCORDANCE WITH THE AASHTO LRFD BRIDGE DESIGN SPECIFICATIONS, ARTICLE 1.3.5 AND THE ODOT BRIDGE DESIGN MANUAL, 2019

DESIGN LOADING:

HL-93
FUTURE WEARING SURFACE (FWS) OF 0.060 KIPS/FT².

DESIGN DATA:

CONCRETE CLASS QC2 - COMPRESSIVE STRENGTH 4.5 KSI (SUPERSTRUCTURE)
CONCRETE CLASS QC1 - COMPRESSIVE STRENGTH 4.0 KSI (SUBSTRUCTURE)
CONCRETE CLASS QC5 - COMPRESSIVE STRENGTH 4.5 KSI (DRILLED SHAFT)
REINFORCING STEEL - MINIMUM YIELD STRENGTH 60 KSI

CONCRETE FOR PRESTRESSED BEAMS:
COMPRESSIVE STRENGTH (FINAL) - 5.5 KSI
COMPRESSIVE STRENGTH (RELEASE) - 4.0 KSI

PRESTRESSING STRAND FOR PRESTRESSED BEAMS:
SEVEN-WIRE UNCOATED STEEL, GRADE 270
0.5" DIAMETER, AREA = 0.153 IN²
ULTIMATE STRENGTH = 270 KSI
INITIAL STRESS = 202.5 KSI (LOW RELAXATION STRANDS)

DECK PROTECTION METHOD:

SEALING OF CONCRETE SURFACES
EPOXY COATED REINFORCING STEEL
2 1/2" CONCRETE COVER
STAINLESS STEEL DRIP STRIP
SOLUBLE REACTIVE SILICATE (SRS) TREATMENT

MONOLITHIC WEARING SURFACE:

MONOLITHIC WEARING SURFACE IS ASSUMED, FOR DESIGN PURPOSES, TO BE 1 INCH THICK.

ITEM 202, STRUCTURE REMOVED, OVER 20 FOOT SPAN, AS PER PLAN:

FOLLOW CMS 202 EXCEPT AS NOTED, REMOVE PORTIONS OF THE EXISTING REAR ABUTMENT, FORWARD ABUTMENT, AND WING WALLS BY METHOD OF SAWCUT TO THE ELEVATION DESCRIBED IN THE PLANS. THE EXISTING ABUTMENTS AND WING WALLS BELOW THE DESCRIBED SAWCUT ELEVATION SHALL REMAIN IN PLACE.

DRILLED SHAFTS:

THE MAXIMUM FACTORED LOAD TO BE SUPPORTED BY EACH DRILLED SHAFT IS 278.0 KIPS AT THE ABUTMENTS. THIS LOAD IS RESISTED BY SIDE RESISTANCE WITHIN A PORTION OF THE BEDROCK SOCKET AND ALSO BY TIP RESISTANCE. THE FACTORED RESISTANCE DEVELOPED BY SIDE RESISTANCE IS 324.2 KIPS, ASSUMED TO ACT ALONG THE BOTTOM 5 FEET OF THE 7 FEET BEDROCK SOCKET FOR THE ABUTMENTS. THE FACTORED RESISTANCE PROVIDED BY THE DRILLED SHAFT TIP IS 118.3 KIPS.

ITEM 511, CLASS QC2 CONCRETE, SUPERSTRUCTURE, AS PER PLAN:

FURNISH THE POLYSTYRENE MATERIAL MEETING THE REQUIREMENTS OF ASTM C578 TYPE IV. NEATLY CUT MATERIAL AS NECESSARY TO ALLOW FOR PROPER INSTALLATION. JOINTS AT ABUTTING PIECES SHALL BE SEALED WITH DUCT TAPE. ALLOWABLE TOLERANCE FOR THE TOTAL THICKNESS OF THE MATERIAL SHALL BE -0", +1/2". DO NOT PLACE MORE THAN TWO LAYERS OF POLYSTYRENE TO ACHIEVE TOTAL THICKNESS.

ITEM 511, CLASS QC1 MISC.: PAVED GUTTER:

FURNISH THE PAVED CONCRETE GUTTER MEETING THE REQUIREMENTS OF CLASS QC1 CONCRETE. THE PAVED CONCRETE GUTTER SHALL EXTEND FROM THE FRONT OF THE NEW ABUTMENT WINGWALL TO THE BACKSIDE OF THE EXISTING ABUTMENT TO THE LIMITS SHOWN IN THE PLANS. THE GUTTER SHALL BE SLOPED FROM THE NEW ABUTMENT WINGWALL TOWARD THE EXISTING ABUTMENT AS PER THE PLANS. COST OF BOTH ADJACENT 1" PEJF SHALL BE INCLUDED IN THIS PAY ITEM.

EXISTING STRUCTURE VERIFICATION:

DETAILS AND DIMENSIONS SHOWN ON THESE PLANS PERTAINING TO THE EXISTING STRUCTURE HAVE BEEN OBTAINED FROM PLANS OF THE EXISTING STRUCTURE AND FROM FIELD OBSERVATIONS AND MEASUREMENTS. CONSEQUENTLY, THEY ARE INDICATIVE OF THE EXISTING STRUCTURE AND THE PROPOSED WORK BUT THEY SHALL BE CONSIDERED TENTATIVE AND APPROXIMATE. THE CONTRACTOR IS REFERRED TO CMS SECTIONS 102.05, 105.02, AND 513.04. BASE CONTRACT BID PRICES ON A RECOGNITION OF THE EXAMINATION OF THE EXISTING STRUCTURE.

ITEM 516, 1/8" PREFORMED BEARING PAD:

PLACE 1/8" THICK PREFORMED BEARING PAD SHIMS, PLAN AREA 7 INCHES BY 9 INCHES, UNDER THE ELASTOMERIC BEARING PADS WHERE REQUIRED FOR PROPER BEARING. FURNISH TWO SHIMS PER BEAM. THE COUNTY WILL MEASURE THIS ITEM BY THE TOTAL NUMBER SUPPLIED. THE COUNTY WILL PAY FOR ACCEPTED QUANTITIES AT THE CONTRACT PRICE FOR ITEM 516 - 1/8" PREFORMED BEARING PADS. ANY UNUSED SHIMS WILL BECOME THE PROPERTY OF THE WARREN COUNTY ENGINEER.

ITEM 518, 6" PERFORATED CORRUGATED PLASTIC PIPE:

ALL PIPE BENDS AND END CAPS SHALL BE INCLUDED IN THIS PAY ITEM.

ABBREVIATIONS:
THE FOLLOWING ABBREVIATIONS HAVE BEEN USED THROUGHOUT THESE PLANS TO INDICATE THE DESIGNATIONS CONTAINED IN THE LEGEND BELOW:

- ABUT. = ABUTMENT
- A.C. = ASPHALT CONCRETE
- ADT = AVERAGE DAILY TRAFFIC
- ADTT = AVERAGE DAILY TRUCK TRAFFIC
- & = AND
- ALT. = ALTERNATE
- APPR. = APPROACH
- BOT. = BOTTOM
- BRGS., BRG. = BEARINGS
- BTA = BRIDGE TERMINAL ASSEMBLY
- BTWN. = BETWEEN
- C.J. = CONSTRUCTION JOINT
- C/C = CENTER-TO-CENTER
- CL = CENTERLINE
- CLR. = CLEAR
- CMS = CONSTRUCTION & MATERIAL SPECIFICATIONS
- CONST. = CONSTRUCTION
- CY = CUBIC YARD
- DIA. = DIAMETER
- DWG. = DRAWING
- EA = EACH
- E.F. = EACH FACE
- ELEV., EL. = ELEVATION
- EQ. = EQUAL
- EX., EXIST. = EXISTING
- F/F = FACE-TO-FACE
- F.F. = FAR FACE
- FL = FLOWLINE
- FWD. = FORWARD
- F.A. = FORWARD ABUTMENT
- FWS = FUTURE WEARING SURFACE
- HW = HEADWATER
- INT. = INTEGRAL
- KIPS = KILOPOUNDS
- KSF = KIPS PER SQUARE FOOT
- KSI = KIPS PER SQUARE INCH
- LBS = POUND
- LF = LEFT FORWARD
- LT. = LEFT
- MAX. = MAXIMUM
- MGS = MIDWEST GUARDRAIL SYSTEM
- MIN. = MINIMUM
- N.F. = NEAR FACE
- NOM. = NOMINAL
- OHWM = ORDINARY HIGH WATER MARK
- O/O = OUT-TO-OUT
- PEJF = PREFORMED EXPANSION JOINT FILLER
- PROP. = PROPOSED
- PSF = POUND PER SQUARE FOOT
- PVI = POINT OF VERTICAL INTERSECTION
- Q = FLOW
- R.A. = REAR ABUTMENT
- RCP = ROCK CHANNEL PROTECTION
- REF. = REFERENCE
- RT. = RIGHT
- S.O. = SERIES OF
- SHLD. = SHOULDER
- SPA. = SPACES
- STD. = STANDARD
- STA. = STATION
- SQ. = SQUARE
- TEMP. = TEMPORARY
- T/S = TOP OF SLOPE
- TST = TWIN STEEL TUBE
- TYP. = TYPICAL
- U.N.O. = UNLESS NOTED OTHERWISE
- V = VELOCITY
- VC = VERTICAL CURVE

Z:\2019\191349\CAD\191349_OVERBROOKBRIDGE\Design\Structures\Sheets\191349_SNO01.dgn_Sheet 3/12/2020 4:08:06 PM jpcarrroll

| | | | |
|---|---|------------------------|---|
|  DESIGN AGENCY FISHBECK 11355 RESERVE DRIVE CINCINNATI, OH 45241 (513) 469-2370 | DATE 2/27/20 REVIEWED JBD DRAWN JMK DESIGNED JMK CHECKED JPC | FILE NUMBER 8334081 | GENERAL NOTES BRIDGE NO. WAR-TR2080-0002 OVERBROOK AVENUE (TR2080) OVER BEAR RUN |
| WAR - TR2080-0.02 PID No. NONE | | 2 / 13 | 21 32 |

Z:\2019\191349\CAD\191349_OVERBROOKBRIDGE\Design\Structures\Sheets\191349_SQ001.dgn Sheet 3/12/2020 4:08:26 PM jpcarroll

CALCULATED BY: JMK
 CHECKED BY: JPC

DATE: 2/20/2020
 DATE: 2/21/2020

ESTIMATED QUANTITIES

| ITEM | ITEM EXT. | UNIT | TOTAL | DESCRIPTION | ABUTMENTS | SUPERSTRUCTURE | GENERAL | PLAN SHEET NUMBER |
|------|-----------|------|--------|--|-----------|----------------|---------|-------------------|
| 202 | 11203 | | LUMP | PORTIONS OF STRUCTURE REMOVED, OVER 20 FOOT SPAN, AS PER PLAN | | | LUMP | 2 / 13 |
| 202 | 23500 | SY | 97 | WEARING COURSE REMOVED | | | 97 | |
| 509 | 10000 | LBS | 12,999 | EPOXY COATED REINFORCING STEEL | 7,572 | 5,427 | | |
| 511 | 31611 | CY | 37 | CLASS QC2 CONCRETE, SUPERSTRUCTURE, AS PER PLAN | | 37 | | 2 / 13 |
| 511 | 43510 | CY | 80 | CLASS QC1 CONCRETE, ABUTMENT INCLUDING FOOTING | 80 | | | 2 / 13 |
| 511 | 53010 | CY | 6 | CLASS QC1 CONCRETE, MISC.: PAVED GUTTER | 6 | | | |
| 512 | 10100 | SY | 147 | SEALING OF CONCRETE SURFACES (EPOXY-URETHANE) | 113 | 34 | | |
| 512 | 10400 | SY | 152 | TREATING OF CONCRETE BRIDGE DECK WITH SRS | | 152 | | |
| 515 | 12020 | EACH | 10 | PRESTRESSED CONCRETE COMPOSITE BOX BEAM BRIDGE MEMBERS, LEVEL 1, CB17-36 | | 10 | | |
| 516 | 10000 | LF | 63 | PREFORMED ELASTOMERIC COMPRESSION JOINT SEAL | 63 | | | |
| 516 | 13900 | SF | 30 | 2" PREFORMED EXPANSION JOINT FILLER | 30 | | | |
| 516 | 14020 | FT | 113 | SEMI-INTEGRAL ABUTMENT EXPANSION JOINT SEAL | 113 | | | |
| 516 | 41100 | EACH | 20 | 1/8" PREFORMED BEARING PAD | | 20 | | |
| 516 | 43100 | EACH | 40 | ELASTOMERIC BEARING WITH INTERNAL LAMINATES ONLY (NEOPRENE), 9" X 7" X 1 3/4" | | 40 | | |
| 517 | 72300 | FT | 103 | RAILING (DEEP BEAM RAIL WITH STEEL TUBULAR BACKUP AND TYPE 2 STEEL POSTS AND ANCHOR BOLTS) | | 103 | | |
| 518 | 21200 | CY | 21 | POROUS BACKFILL WITH FILTER FABRIC | 21 | | | |
| 518 | 22300 | FT | 106 | SPECIAL - STEEL DRIP STRIP | | 106 | | |
| 518 | 40001 | FT | 96 | 6" PERFORATED CORRUGATED PLASTIC PIPE | 96 | | | 2 / 13 |
| 518 | 40010 | FT | 32 | 6" NON-PERFORATED CORRUGATED PLASTIC PIPE, INCLUDING SPECIALS | 32 | | | |
| 524 | 94604 | FT | 70 | DRILLED SHAFTS, 30" DIAMETER, INTO BEDROCK | 70 | | | |
| 524 | 94702 | FT | 125 | DRILLED SHAFTS, 36" DIAMETER, ABOVE BEDROCK | 125 | | | |
| 601 | 32100 | CY | 23 | ROCK CHANNEL PROTECTION, TYPE B WITH FILTER | 23 | | | |

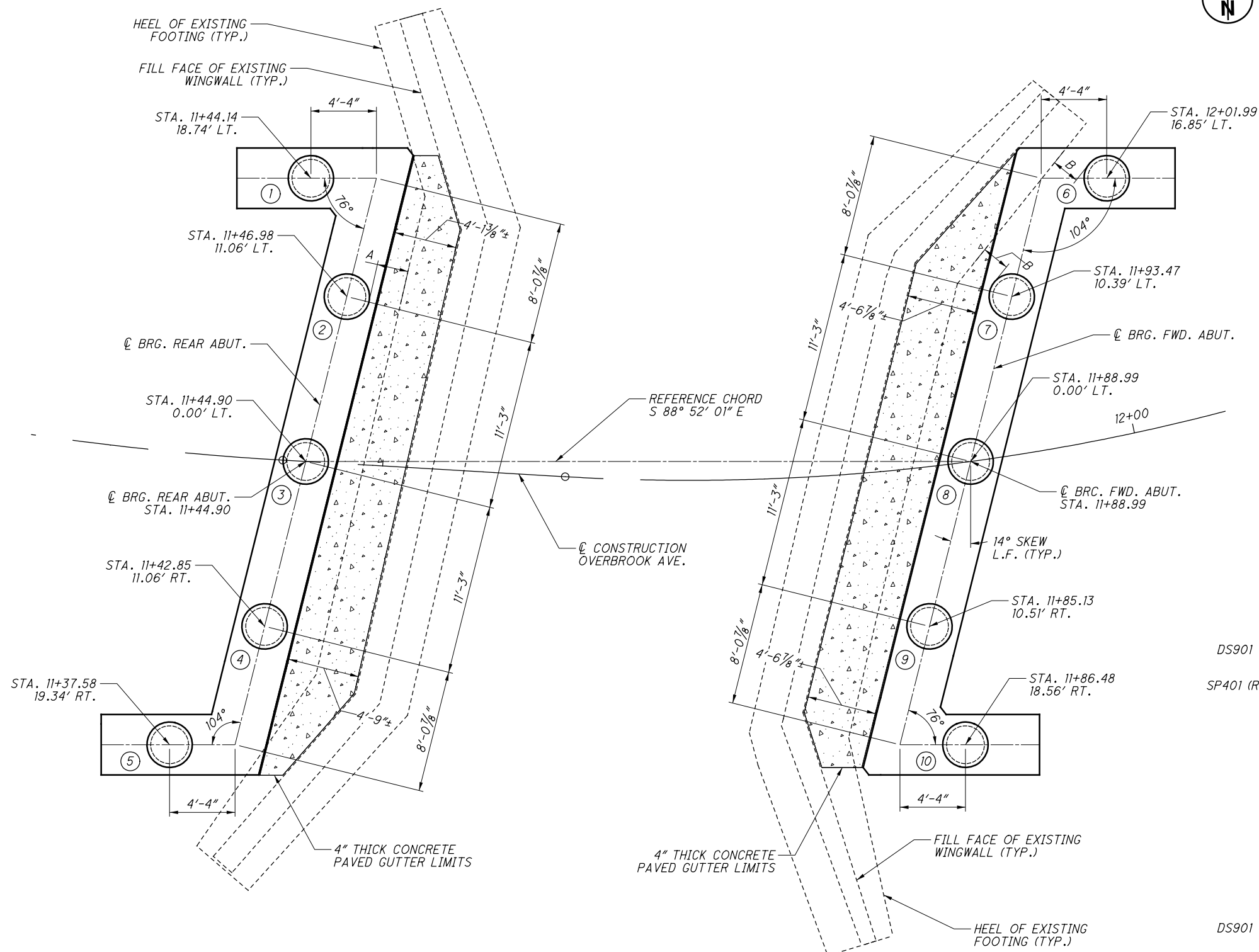
DESIGN AGENCY
fishbeck
 FISHBECK
 11359 RESERVE HWY
 SUITE 500
 CINCINNATI, OH 45241
 (513) 469-2370

DATE: 2/21/20
 REVIEWED: JBD
 DRAWN: JMK
 CHECKED: JPC
 STRUCTURE FILE NUMBER: 8334081

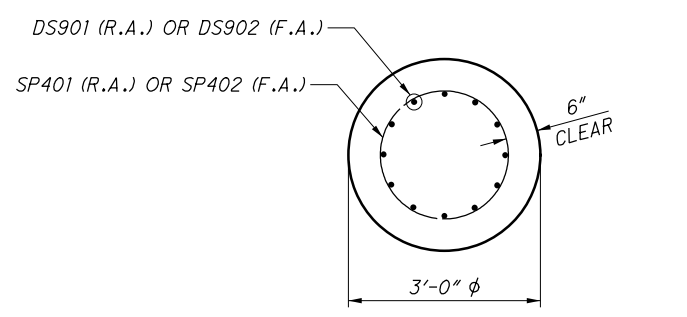
ESTIMATED QUANTITIES
 BRIDGE NO. WAR-TR2080-0002
 OVERBROOK AVENUE (TR2080) OVER BEAR RUN

WAR-TR2080-0.02
 PID No. NONE
 3 / 13
 22 / 32

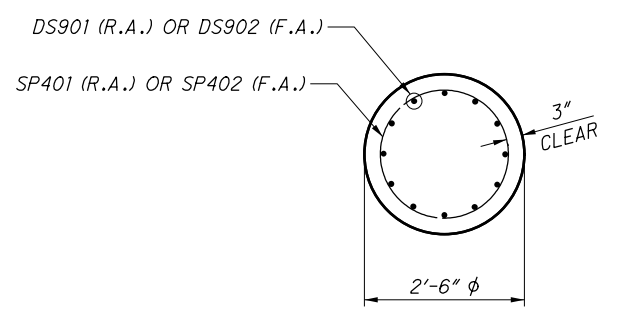
Z:\2019\191349_CAD\OVERBROOKBRIDGE\Design\Structures\Sheets\191349_S0001.dgn Sheet 3/12/2020 4:08:08 PM jpcarrroll



FOUNDATION PLAN



TYPICAL DRILLED SHAFT SECTION



TYPICAL ROCK SOCKET SECTION

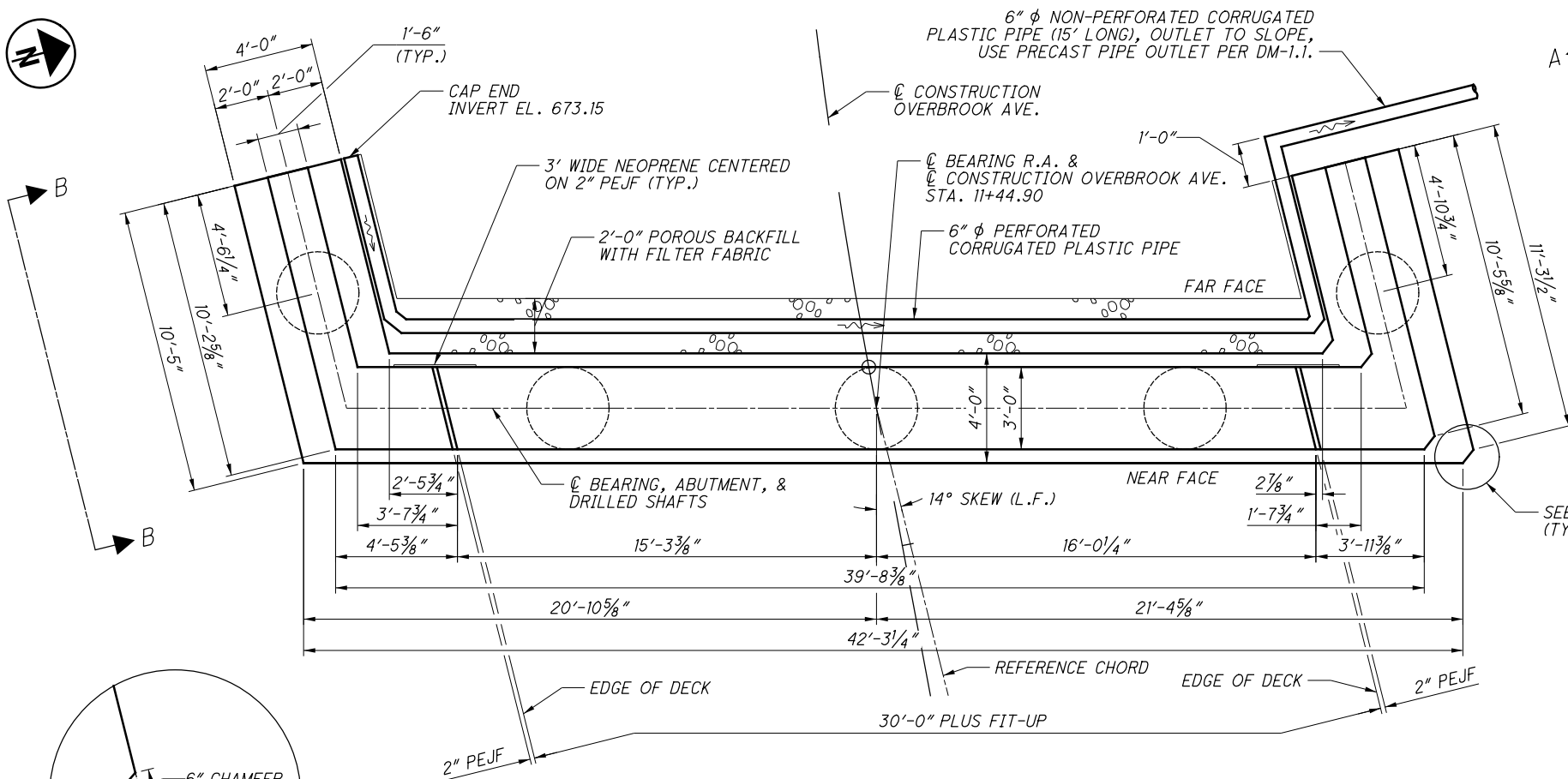
LEGEND:

- # = SHAFT NUMBER
- A = 2'-0" ± MIN. CLR. FROM EX REAR. ABUT. FOOTING TO 3'-0" φ DRILLED SHAFT
- B = 1'-10" ± MIN. CLR. FROM EX. FWD. ABUT. FOOTING TO 3'-0" φ DRILLED SHAFT

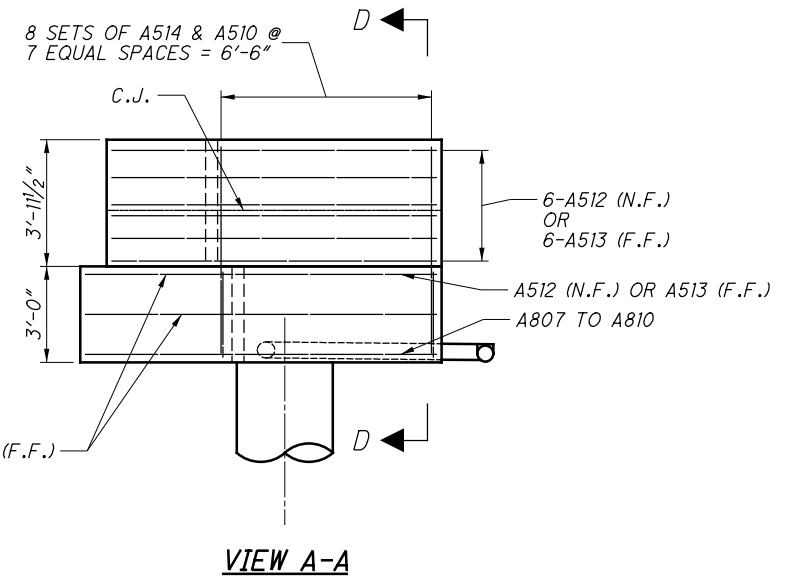
NOTES:

1. LIMITS OF EXISTING BRIDGE SUBSTRUCTURE UNITS AND FOUNDATIONS ARE BASED ON FIELD SURVEY AND EXISTING PLAN INFORMATION.
2. SEE SHEET 7 OF 13 FOR REMOVAL ELEVATIONS OF EXISTING ABUTMENTS AND WINGWALLS.

| | |
|---|--|
| | DESIGN AGENCY FISHBEEK 1355 RESERVE HWY SUITE 500 CINCINNATI, OH 45241 (513) 469-2370 |
| DATE 2/27/20 | REVIEWED JBD |
| DRAWN JPC | REVISIONS FILE NUMBER 8334081 |
| DESIGNED JMK | CHECKED JPC |
| FOUNDATION PLAN BRIDGE NO. WAR-TR2080-0002 OVERBROOK AVENUE (TR2080) OVER BEAR RUN | |
| WAR-TR2080-0.02 PID No. NONE | |
| 4 / 13 | |
| 23 32 | |

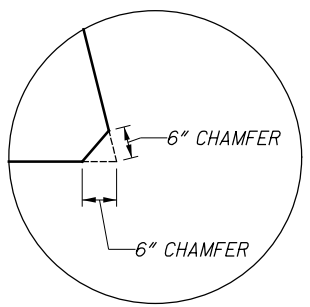


PLAN

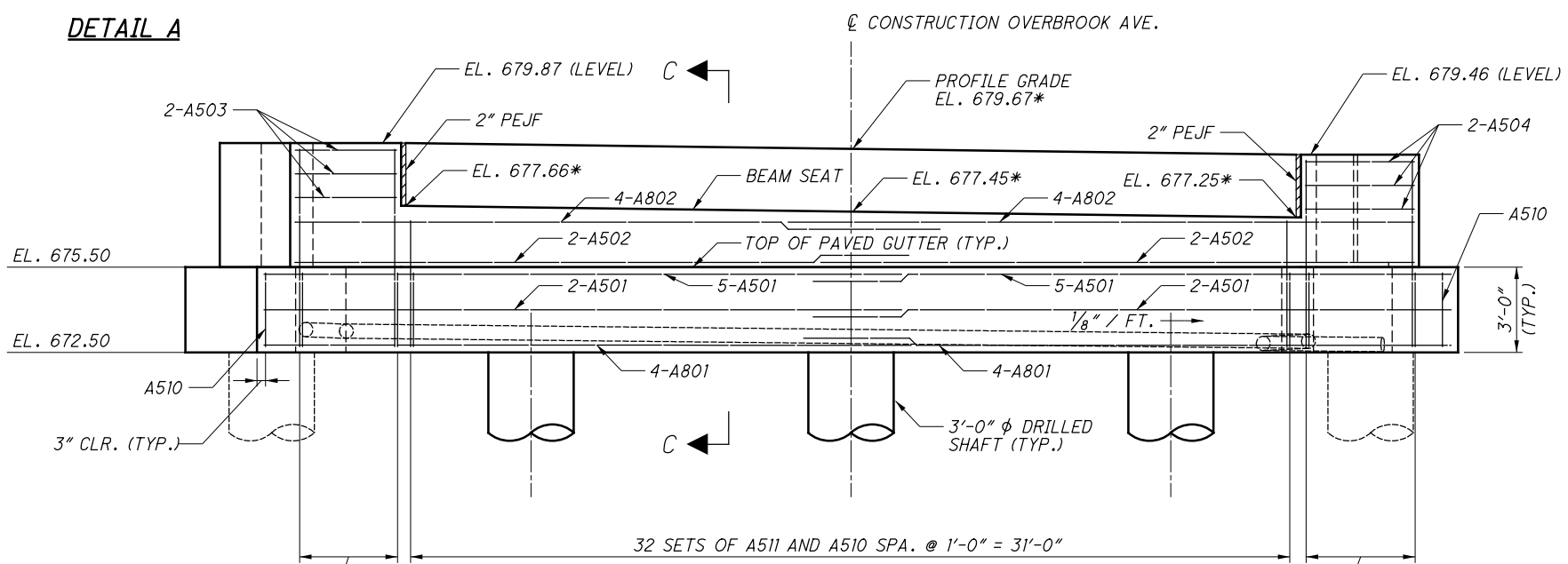


VIEW A-A

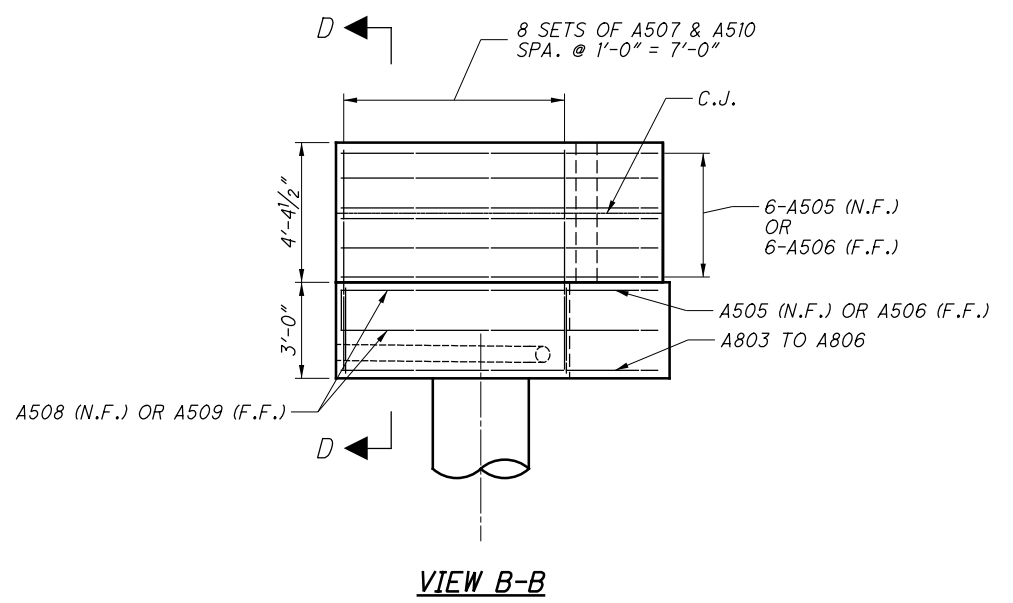
| BEAM SEAT ELEVATIONS | | | |
|----------------------|------------|------------|------------|
| CL BEAM 1 | EL. 677.27 | CL BEAM 6 | EL. 677.47 |
| CL BEAM 2 | EL. 677.31 | CL BEAM 7 | EL. 677.51 |
| CL BEAM 3 | EL. 677.35 | CL BEAM 8 | EL. 677.56 |
| CL BEAM 4 | EL. 677.39 | CL BEAM 9 | EL. 677.60 |
| CL BEAM 5 | EL. 677.43 | CL BEAM 10 | EL. 677.64 |



DETAIL A



ELEVATION



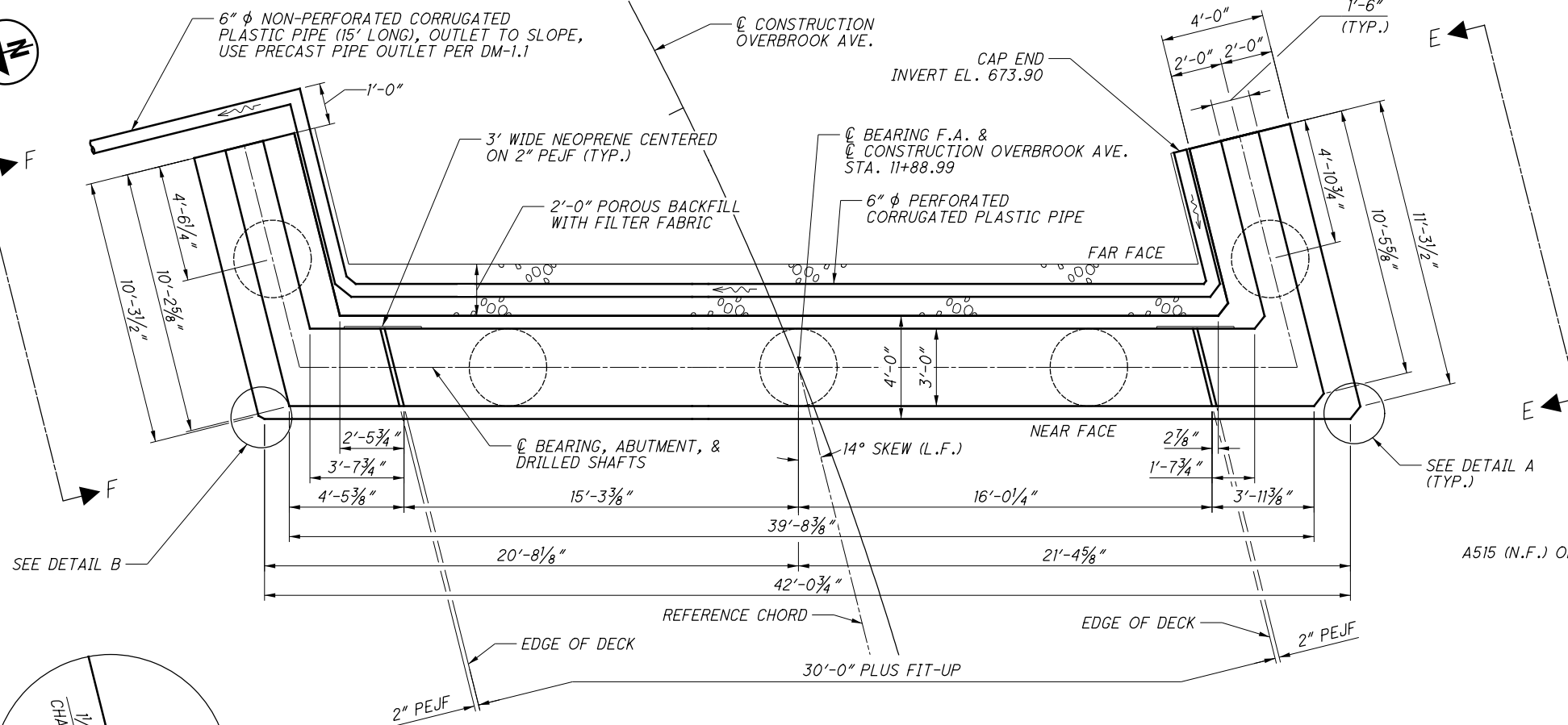
VIEW B-B

LEGEND:
 * = ELEVATION AT CL OF BEARING

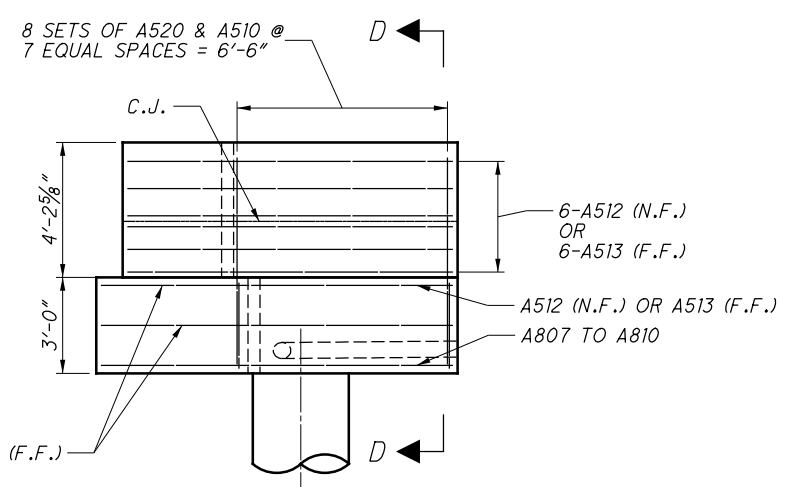
NOTES:
 1. SEE SHEET 7 OF 13 FOR SECTION C-C, D-D, AND ADDITIONAL DETAILS.
 2. TURN THE NEOPRENE SHEETING UPWARD AT THE 2" PEJF LIMITS TO 3" BELOW THE GROUNDLINE.

| MIN. LAP SPLICE LENGTH | |
|------------------------|-------|
| A5 BARS | 3'-1" |
| A801 | 3'-9" |
| A802 | 5'-4" |

Z:\2019\191349\CAD\191349_OVERBROOKBRIDGE\Design\Structures\Sheets\191349_SRO01.dgn_Sheet 3/12/2020 4:08:29 PM jpcarrroll

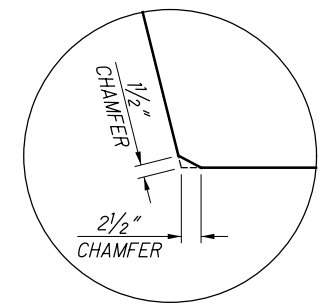


PLAN

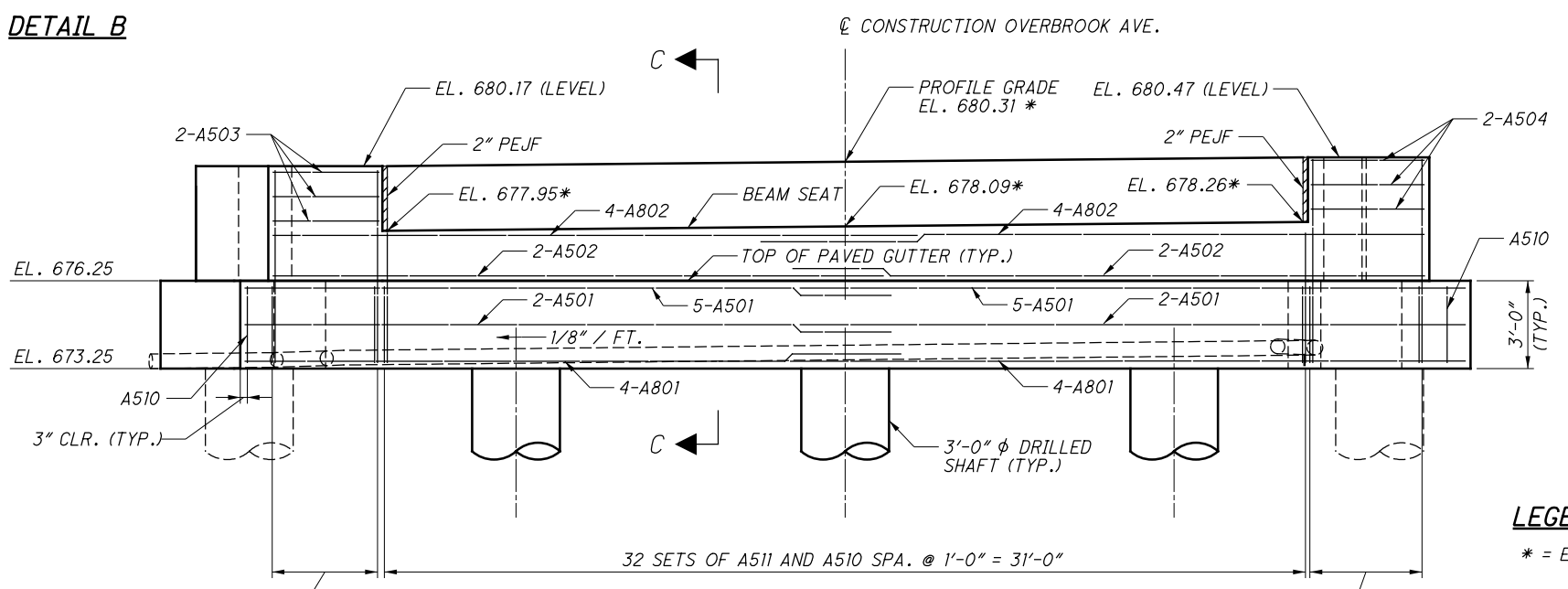


VIEW E-E

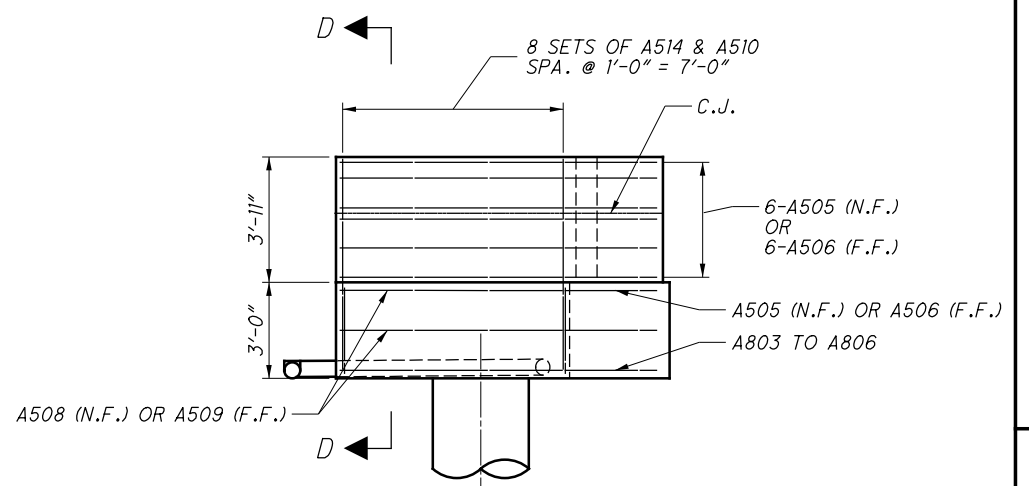
| BEAM SEAT ELEVATIONS | | | |
|----------------------|------------|------------|------------|
| CL BEAM 1 | EL. 677.97 | CL BEAM 6 | EL. 678.11 |
| CL BEAM 2 | EL. 677.99 | CL BEAM 7 | EL. 678.14 |
| CL BEAM 3 | EL. 678.02 | CL BEAM 8 | EL. 678.17 |
| CL BEAM 4 | EL. 678.05 | CL BEAM 9 | EL. 678.20 |
| CL BEAM 5 | EL. 678.08 | CL BEAM 10 | EL. 678.24 |



DETAIL B



ELEVATION



VIEW F-F

LEGEND:

* = ELEVATION AT CL OF BEARING

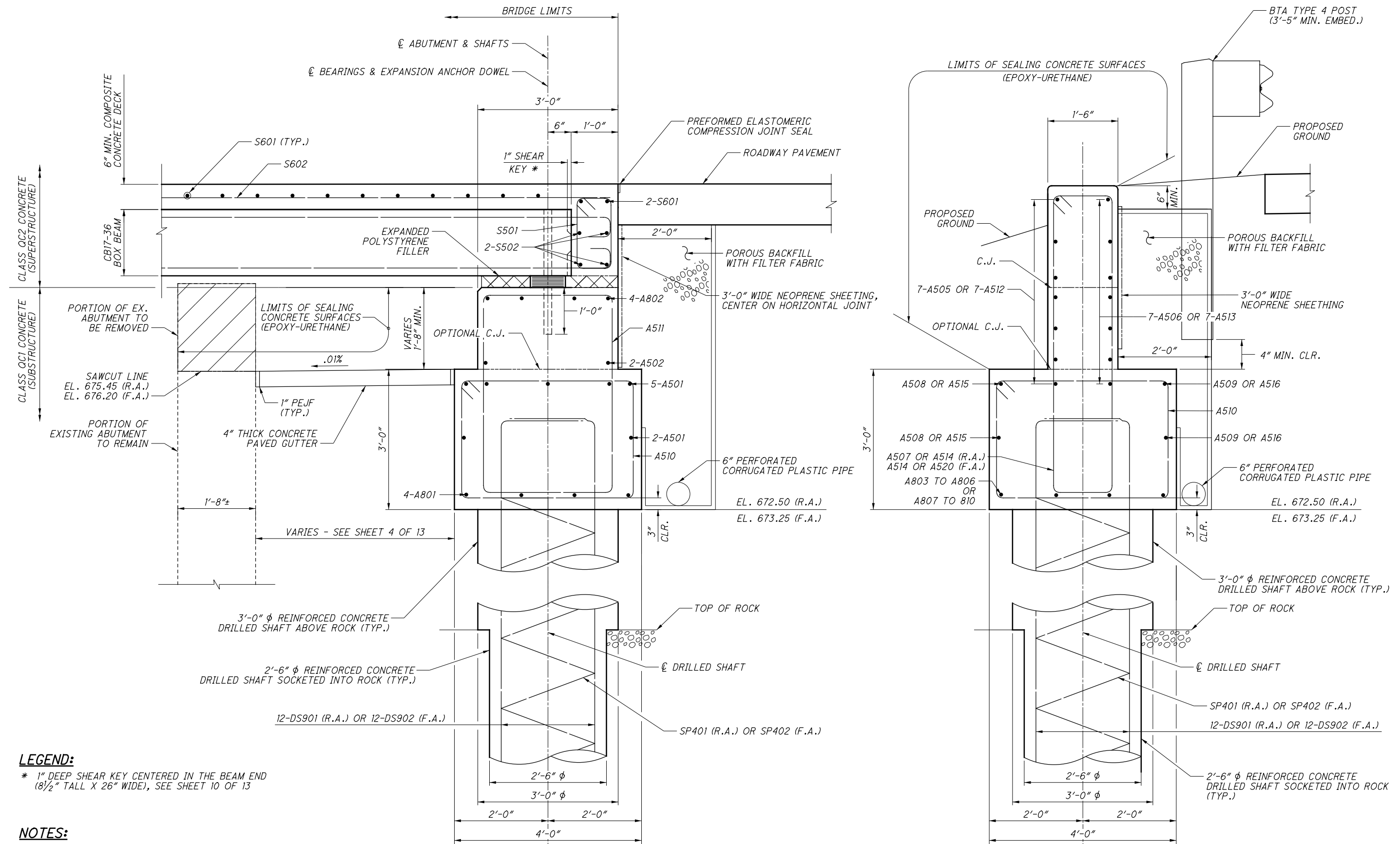
NOTES:

1. FOR DETAIL "A" SEE SHEET 5 OF 13.
2. DETAIL "B" REQUIRED DUE TO CONFLICT WITH EXISTING WINGWALL AT FORWARD ABUTMENT ONLY.
3. SEE SHEET 7 OF 13 FOR SECTION C-C, D-D, AND ADDITIONAL DETAILS.
4. TURN THE NEOPRENE SHEETING UPWARD AT THE 2" PEJF LIMITS TO 3" BELOW THE GROUNDLINE.

| MIN. LAP SPLICE LENGTH | |
|------------------------|-------|
| A5 BARS | 3'-1" |
| A801 | 3'-9" |
| A802 | 5'-4" |

Z:\2019\191349_OVERBROOKBRIDGE\Design\Structures\Sheets\191349_SF001.dgn Sheet 3/12/2020 4:08:01 PM jpcorroll

Z:\2019\191349_CAD\191349_OVERBROOKBRIDGE\Design\Structures\Sheets\191349_SR002.dgn Sheet 3/12/2020 4:08:32 PM jpcarroll



SECTION C-C

SECTION D-D

LEGEND:

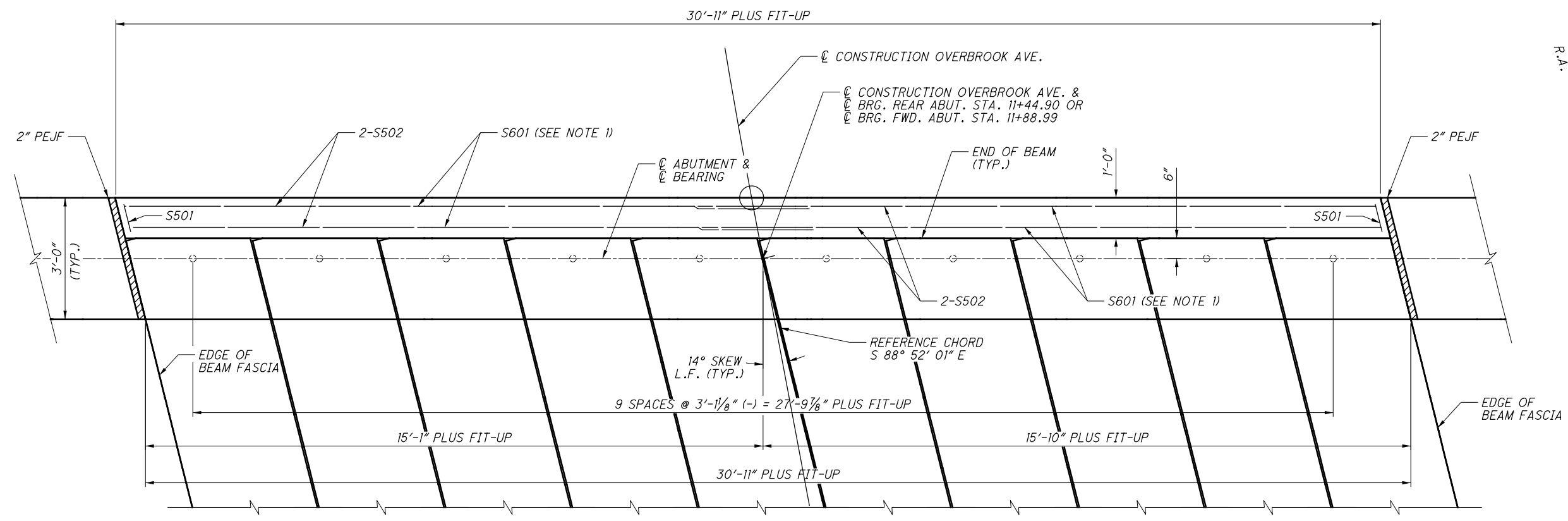
* 1" DEEP SHEAR KEY CENTERED IN THE BEAM END (8 1/2" TALL X 26" WIDE), SEE SHEET 10 OF 13

NOTES:

- BRIDGE SEAT REINFORCING, SETTING ANCHORS: ACCURATELY PLACE REINFORCING STEEL IN THE VICINITY OF THE BRIDGE SEAT TO AVOID INTERFERENCE WITH THE DRILLING OF ANCHOR BAR HOLES.
- ABUTMENT CONCRETE: DO NOT PLACE THE ABUTMENT CONCRETE ABOVE THE BRIDGE SEAT CONSTRUCTION JOINT UNTIL THE PRESTRESSED BOX BEAMS HAVE BEEN ERECTED.
- FOR TYPICAL DRILLED SHAFT AND ROCK SOCKET SECTIONS, SEE SHEET 4 OF 13.

| | | | |
|---|-----|-----------------------|---------|
| DESIGN AGENCY | | fishbeck | |
| DATE | | 2/27/20 | |
| REVIEWED | JBD | STRUCTURE FILE NUMBER | 8334081 |
| DRAWN | JMK | CHECKED | JPC |
| ABUTMENT SECTIONS BRIDGE NO. WAR-TR2080-0002 OVERBROOK AVENUE (TR2080) OVER BEAR RUN | | | |
| WAR-TR2080-0.02 PID No. NONE | | 7 / 13 26 32 | |

Z:\2019\191349\CAD\191349_OVERBROOKBRIDGE\Design\Structures\Sheets\191349_SR003.dgn Sheet 3/12/2020 4:08:34 PM jpcarrroll



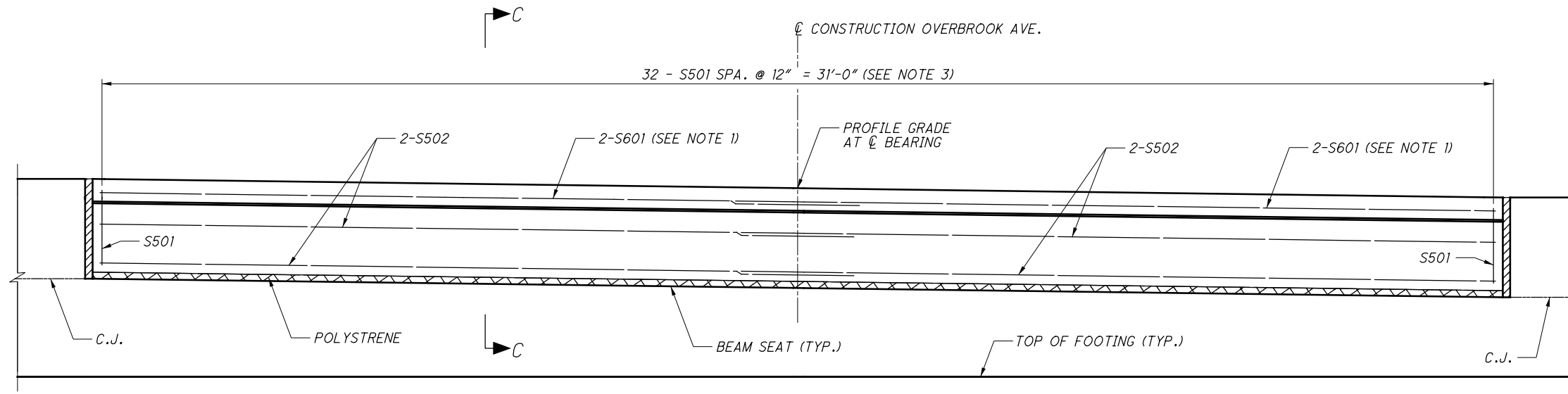
PLAN

(REAR ABUTMENT SHOWN, FORWARD ABUTMENT SIMILAR)

| MIN. LAP SPLICE LENGTH | |
|------------------------|--------|
| S502 | 2'-5" |
| S601 | 2'-10" |


NOTES:

1. PLACE THE S601 TRANSVERSE BARS UNDER THE S602 LONGITUDINAL BARS AT THE END DIAPHRAGM LOCATION ONLY.
2. FOR SECTION C-C SEE SHEET 7 OF 13.
3. BARS SHALL BE PLACED PARALLEL TO THE REFERENCE CHORD OF OVERBROOK AVE. AND SPACING MEASURED ALONG ABUTMENT.
4. FOR ABUTMENT ELEVATIONS SEE SHEETS 5 AND 6 OF 13.



ELEVATION

(REAR ABUTMENT SHOWN, FORWARD ABUTMENT SIMILAR)



DESIGN AGENCY: fishbeck
 15355 RESERVE HWY SUITE 500 CINCINNATI, OH 45241
 (513) 469-2370

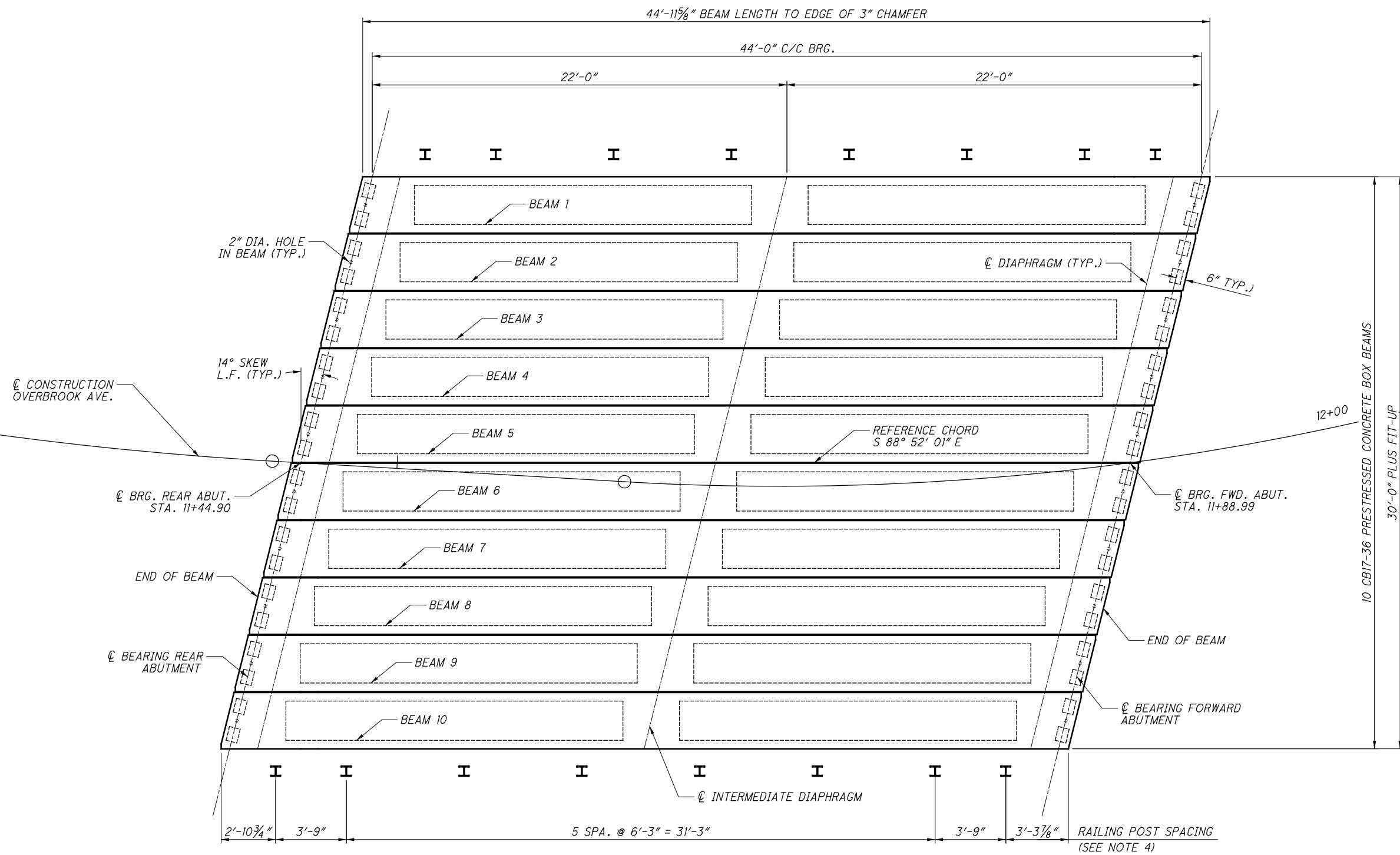
DATE: 2/27/20
 REVIEWED: JBD
 DRAWN: JPC
 DESIGNED: JPC
 CHECKED: JMK

STRUCTURE FILE NUMBER: 8334081

WAR-TR2080-0.02
 BRIDGE NO. WAR-TR2080-0002
 OVERBROOK AVENUE (TR2080) OVER BEAR RUN
 PID No. NONE

8/13
 27/32

Z:\2019\191349_CAD\191349_OVERBROOKBRIDGE\Design\Structures\Sheets\191349_SS001.dgn Sheet 3/12/2020 4:08:36 PM jpcarrroll



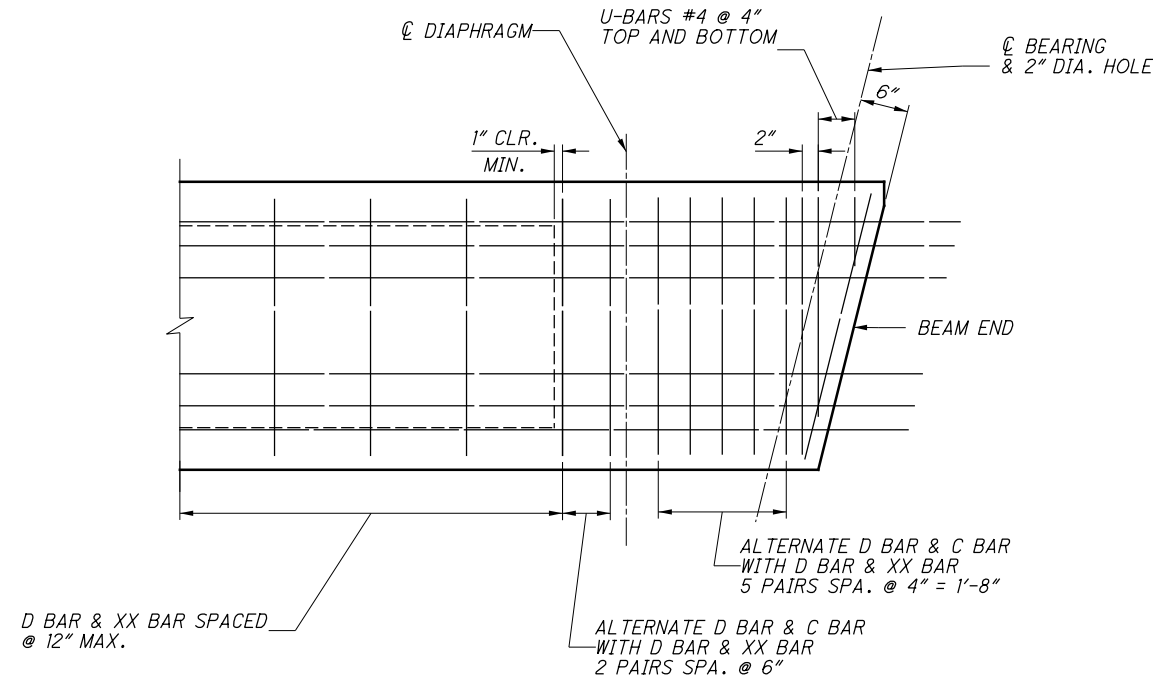
FRAMING PLAN

NOTES:

1. FOR ADDITIONAL NOTES AND DETAILS REGARDING PRESTRESSED CONCRETE BOX BEAMS SEE STD. DWG. PSBD-2-07.
2. FOR DOWEL HOLES IN THE ENDS OF THE BEAMS, PLACEMENT OF LAMINATED ELASTOMERIC BEARINGS AND LAMINATED ELASTOMERIC BEARING PAD DETAILS, SEE SHEET 10 OF 13.
3. FOR CAMBER AND DEFLECTION DIAGRAMS, SEE SHEET 12 OF 13.
4. POSTS DIMENSIONED FROM THE THE END OF THE EXTERIOR BOX BEAM (EDGE OF 3" CHAMFER) AND THE SPACING IS TYPICAL ALONG THE DIRECTION OF TRAVEL. FOR ADDITIONAL POST DETAILS NOT SHOWN SEE STANDARD DRAWING DBR-2-73.

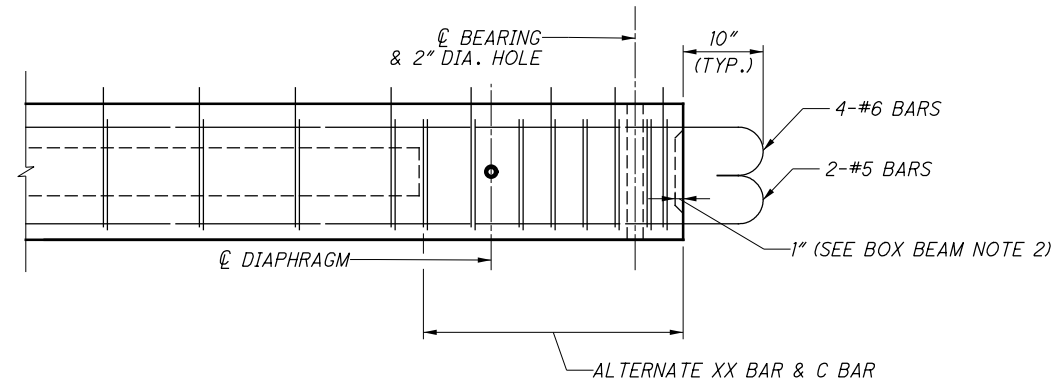
| | | | | |
|--|---|-----------------|----------------------------|----------------------------------|
| | DESIGN AGENCY FISHBEEK 11353 RESERVE HWY SUITE 500 CINCINNATI, OH 45241 (513) 469-2370 | DATE 2/27/20 | REVIEWED JBD | STRUCTURE FILE NUMBER 8334081 |
| DRAWN JPC | CHECKED JPC | DESIGNED JMK | REVISIONS (None listed) | |
| FRAMING PLAN BRIDGE NO. WAR-TR2080-0002 OVERBROOK AVENUE (TR2080) OVER BEAR RUN | | | | |
| WAR-TR2080-0.02 PID No. NONE | | | | |
| 9 / 13 | | | | |
| 28 32 | | | | |

Z:\2019\191349_OVERBR00KBRIDGE\Design\Structures\Sheets\191349_SS002.dgn Sheet 3/12/2020 4:08:38 PM jpcarroll



PLAN

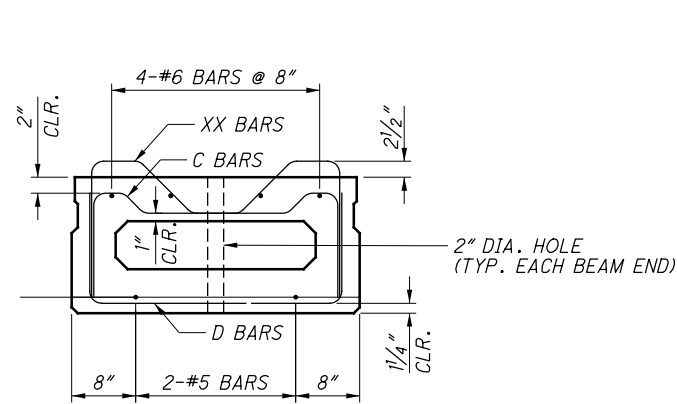
INTERIOR BEAM SHOWN



BEAM ELEVATION

BEARING PAD NOTES:

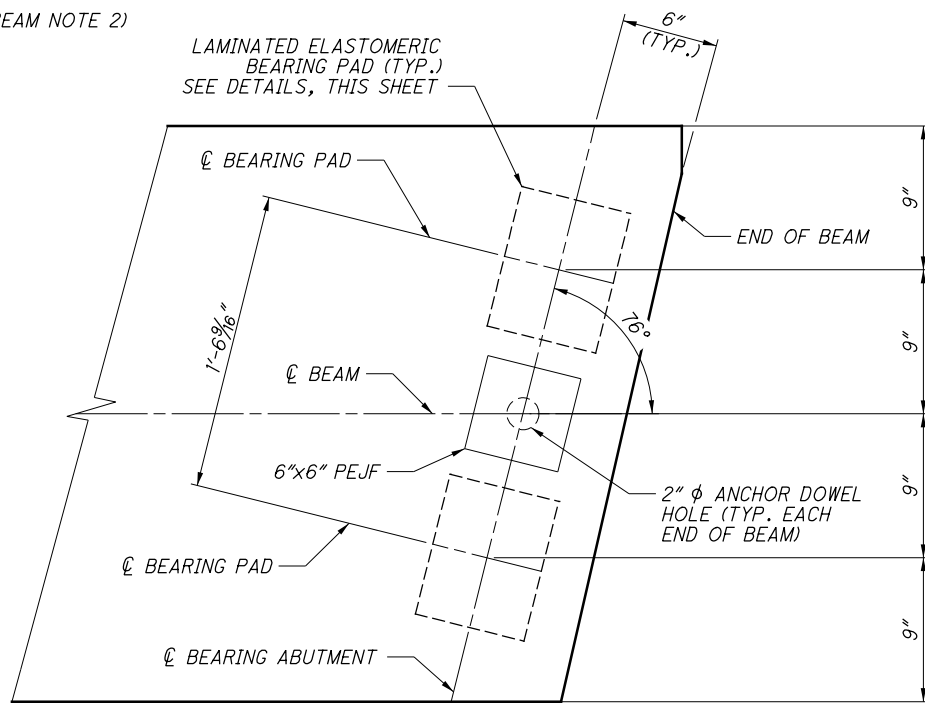
1. THE ELASTOMER SHALL HAVE A HARDNESS OF 50 DUROMETER. THE BEARINGS WERE DESIGNED IN ACCORDANCE WITH SECTION 14.7.6 (METHOD A) OF THE AASHTO LRFD BRIDGE DESIGN SPECIFICATIONS. THE LONG TERM COMPRESSION PROOF LOAD TEST (AASHTO STANDARD SPECIFICATIONS FOR HIGHWAY BRIDGES, DIVISION II, SECTION 18.7.2.6) IS NOT REQUIRED.
2. ALL BEARINGS SHALL BE MARKED PRIOR TO SHIPPING. THE MARKS SHALL INCLUDE THE BEARING LOCATION ON THE BRIDGE, AND A DIRECTION ARROW THAT POINTS UP-STATION. ALL MARKS SHALL BE PERMANENT AND BE VISIBLE AFTER THE BEARING IS INSTALLED.



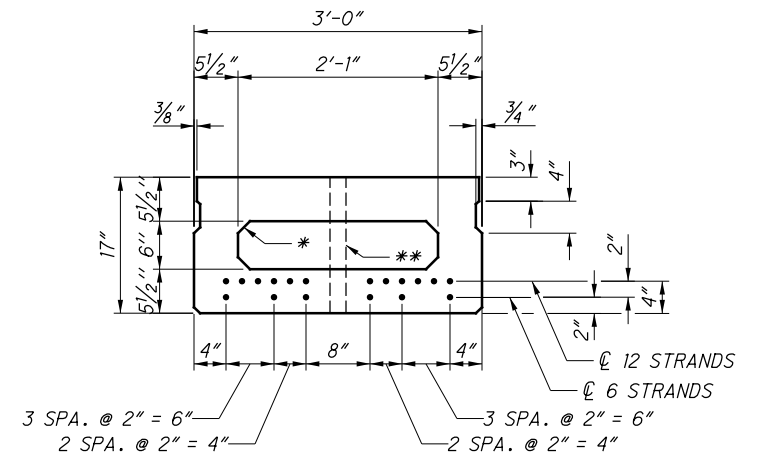
CB17-36 REINFORCING

BOX BEAM NOTES:

1. FOR DIMENSIONS OF BARS C, D, AND XX AND FOR ADDITIONAL DETAILS AND NOTES NOT SHOWN SEE STD. DWG. PSBD-2-07, SHEETS 1 THROUGH 4 OF 4.
2. PROVIDE A 1" DEEP SHEAR KEY CENTERED IN THE BEAM END. THE HEIGHT OF THE SHEAR KEY SHALL BE 8 1/2" AND THE WIDTH SHALL BE 26".
3. FABRICATOR'S SHOP DRAWINGS SHALL SHOW COMPLETE DETAILS OF THE EPOXY COATED REINFORCING BARS IN THE BOX BEAM.
4. ALL REINFORCING STEEL SHALL BE INCLUDED WITH ITEM 515 FOR PAYMENT.
5. SEE GENERAL NOTES SHEET 2 OF 14 FOR BEAM MATERIAL PROPERTIES AND THE INITIAL STRAND STRESS.



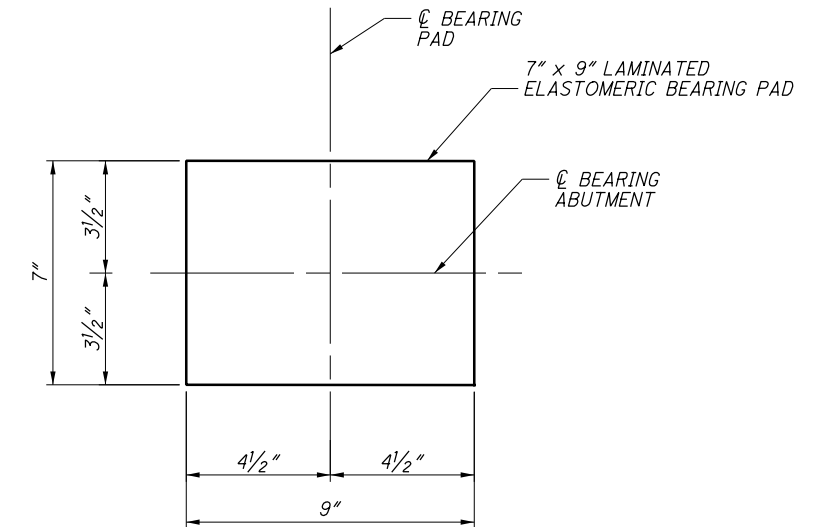
BEARING PAD PLACEMENT PLAN



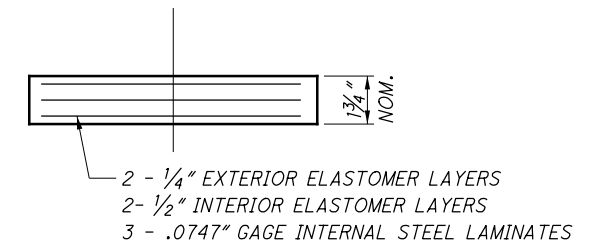
CB17-36 STRAND PATTERN

• 0.5" DIA. GRADE 270, LOW RELAXATION STRANDS (18 STRANDS TOTAL)

- * 1/2" X 1/2" FILLET (TYP.)
- ** 2" DIA. HOLE (TYP. EACH BEAM END)



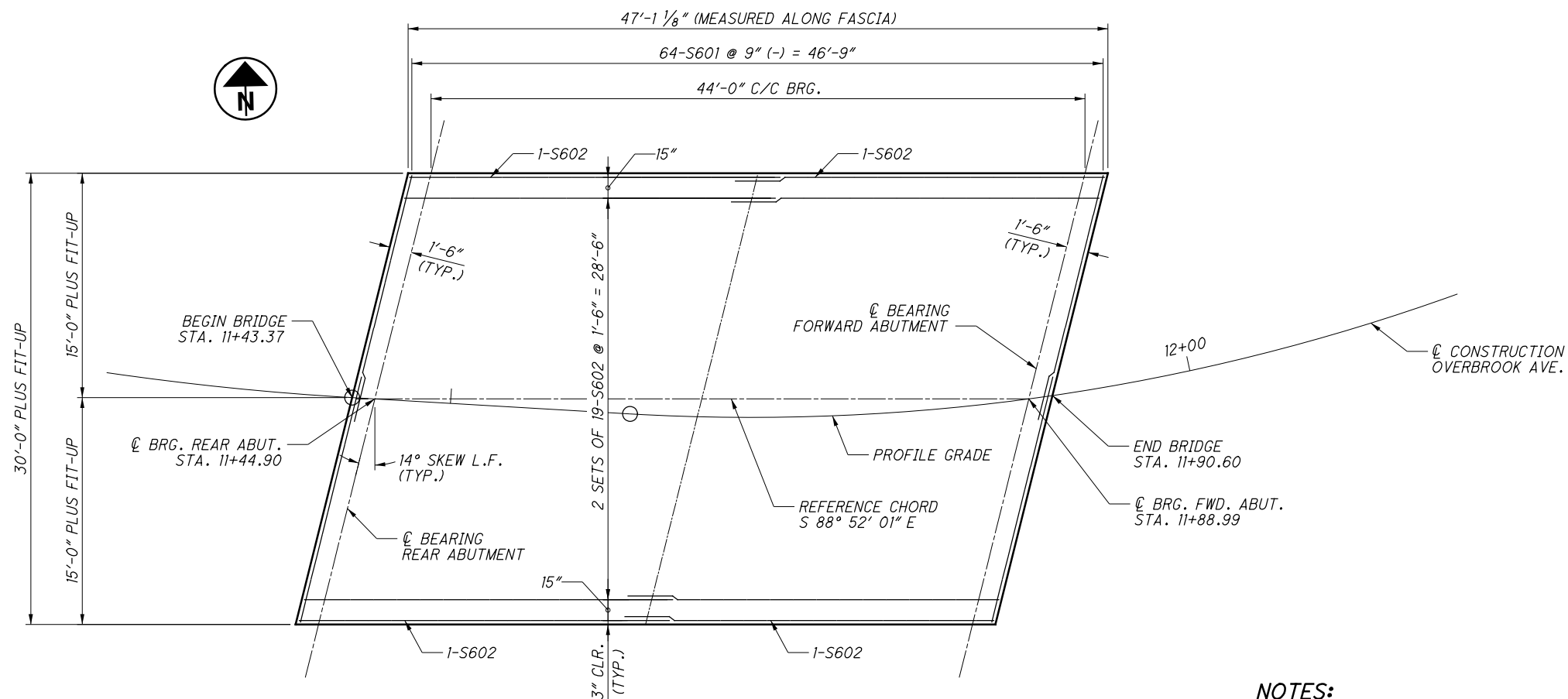
PLAN



LAMINATED ELASTOMERIC BEARING PAD

LIVE LOAD REACTION (W/O IMPACT): 12.0 KIPS
 DEAD LOAD REACTION: 9.3 KIPS
 MAXIMUM DESIGN LOAD: 21.3 KIPS

Z:\2019\191349_CAD\191349_OVERBROOKBRIDGE\Design\Structures\Sheets\191349_SD001.dgn_Sheet 3/12/2020 4:07:55 PM jpcarrroll

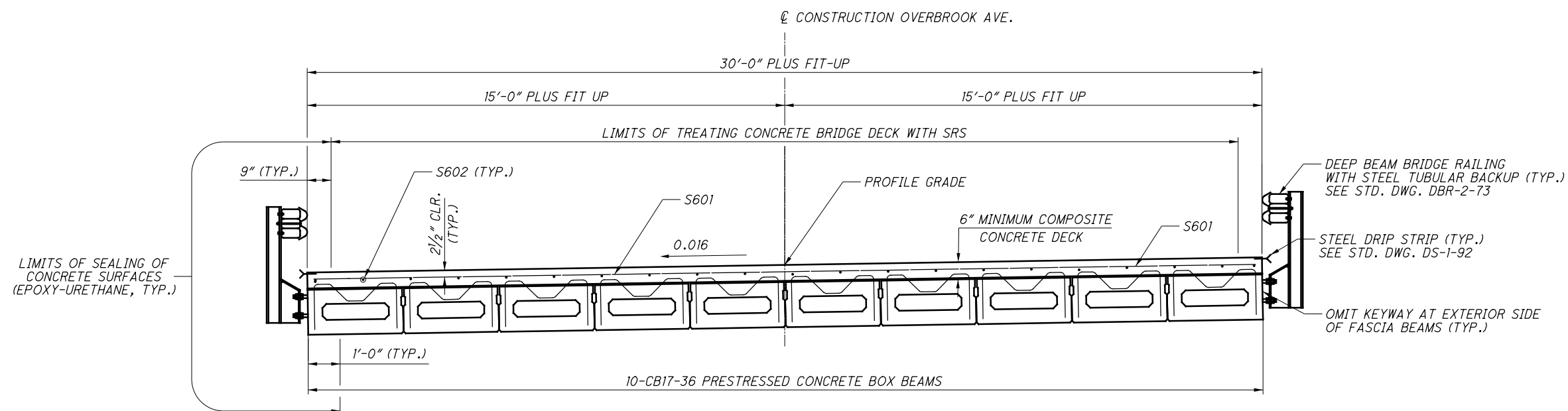


SLAB PLAN

| MIN. LAP SPLICE LENGTH | |
|------------------------|--------|
| S601 & S602 | 2'-10" |

NOTES:

- FOR SLAB THICKNESS AND SCREED ELEVATIONS SEE SHEET 12 OF 13.
- DECK SLAB THICKNESS FOR CONCRETE QUANTITY: THE ESTIMATED QUANTITY OF DECK CONCRETE IS MEASURED ACCORDING TO CMS ITEM 511. IN ADDITION TO THE DESIGN SLAB THICKNESS, THE QUANTITY INCLUDES A VARIABLE HAUNCH THICKNESS THAT PROVIDES ALLOWANCE FOR VERTICAL GRADE ADJUSTMENT AND BEAM CAMBER.
- THE S601 BARS SHALL BE PLACED PARALLEL TO THE ABUTMENTS WITH THE 9" SPACING MEASURED PARALLEL TO THE REFERENCE CHORD.



TRANSVERSE SECTION

DESIGN AGENCY
 FISHBEEK
 11555 RESERVE HWY
 SUITE 500
 CINCINNATI, OH 45241
 (513) 469-2370

fishbeck

| | | | |
|----------|---------|-----------------------|---------|
| DESIGNED | JMK | CHECKED | JPC |
| DRAWN | JMK | REVISED | |
| REVIEWED | JBD | STRUCTURE FILE NUMBER | 8334081 |
| DATE | 2/27/20 | | |

TRANSVERSE SECTION
 BRIDGE NO. WAR-TR2080-0002
 OVERBROOK AVENUE (TR2080) OVER BEAR RUN

WAR-TR2080-0.02
 PID No. NONE

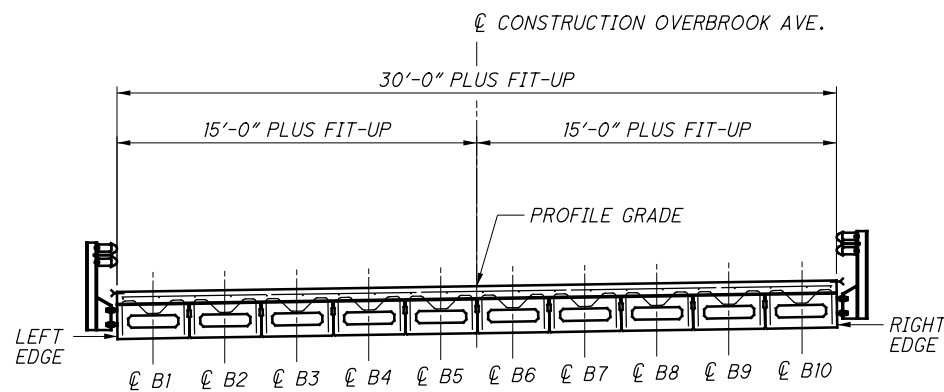
11/13

30/32

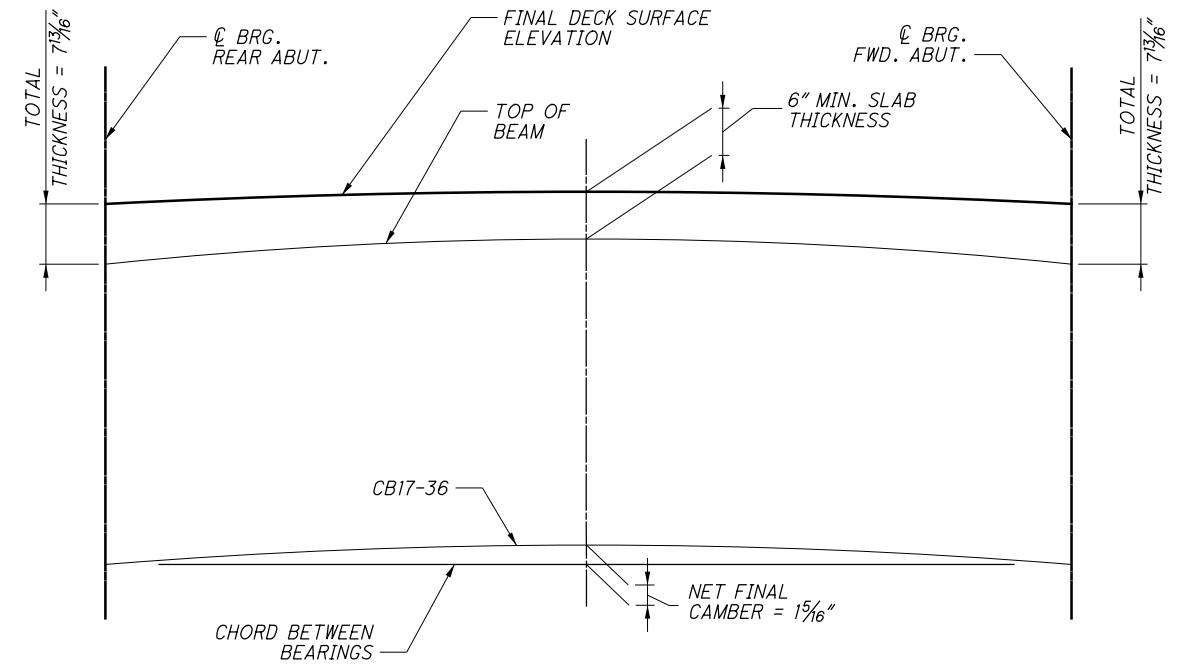
Z:\2019\191349_CAD\191349_OVERBROOKBRIDGE\Design\Structures\Sheets\191349_SD002.dgn Sheet 3/12/2020 4:07:57 PM jpcarroll

| | SCREED ELEVATIONS | | | | | |
|--------------------|-------------------|-------------------|------------|------------|------------|-------------------|
| | SPAN LOCATION | CL BRG REAR ABUT. | 1/4 SPAN | 1/2 SPAN | 3/4 SPAN | CL BRG FWD. ABUT. |
| LEFT EDGE OF DECK | STATION | 11+47.79 | 11+58.77 | 11+70.77 | 11+83.20 | 11+95.43 |
| | OFFSET | 15.38' LT. | 16.03' LT. | 16.43' LT. | 15.91' LT. | 14.42' LT. |
| | SCREED ELEVATION | 679.46 | 679.66 | 679.85 | 680.02 | 680.17 |
| RIGHT EDGE OF DECK | STATION | 11+42.11 | 11+52.99 | 11+63.80 | 11+73.80 | 11+83.76 |
| | OFFSET | 15.39' RT. | 14.74' RT. | 14.11' RT. | 13.99' RT. | 14.66' RT. |
| | SCREED ELEVATION | 679.87 | 680.07 | 680.24 | 680.36 | 680.47 |

| | FINAL DECK SURFACE ELEVATIONS | | | | | |
|--------------------|-------------------------------|-------------------|------------|------------|------------|-------------------|
| | SPAN LOCATION | CL BRG REAR ABUT. | 1/4 SPAN | 1/2 SPAN | 3/4 SPAN | CL BRG FWD. ABUT. |
| LEFT EDGE OF DECK | STATION | 11+47.79 | 11+58.77 | 11+70.77 | 11+83.20 | 11+95.43 |
| | OFFSET | 15.38' LT. | 16.03' LT. | 16.43' LT. | 15.91' LT. | 14.42' LT. |
| | FINAL DECK SURFACE ELEVATION | 679.46 | 679.61 | 679.78 | 679.97 | 680.17 |
| CL BEAM 1 | STATION | 11+47.50 | 11+58.48 | 11+70.35 | 11+82.63 | 11+94.73 |
| | OFFSET | 13.86' LT. | 14.51' LT. | 14.93' LT. | 14.45' LT. | 13.01' LT. |
| | FINAL DECK SURFACE ELEVATION | 679.48 | 679.63 | 679.80 | 679.98 | 680.18 |
| CL BEAM 2 | STATION | 11+46.92 | 11+57.91 | 11+69.52 | 11+81.52 | 11+93.35 |
| | OFFSET | 10.78' LT. | 11.43' LT. | 11.89' LT. | 11.48' LT. | 10.14' LT. |
| | FINAL DECK SURFACE ELEVATION | 679.52 | 679.67 | 679.83 | 680.02 | 680.21 |
| CL BEAM 3 | STATION | 11+46.35 | 11+57.33 | 11+68.73 | 11+80.45 | 11+92.04 |
| | OFFSET | 7.70' LT. | 8.35' LT. | 8.84' LT. | 8.50' LT. | 7.25' LT. |
| | FINAL DECK SURFACE ELEVATION | 679.56 | 679.71 | 679.87 | 680.05 | 680.24 |
| CL BEAM 4 | STATION | 11+45.77 | 11+56.75 | 11+67.97 | 11+79.44 | 11+90.78 |
| | OFFSET | 4.62' LT. | 5.27' LT. | 5.79' LT. | 5.52' LT. | 4.36' LT. |
| | FINAL DECK SURFACE ELEVATION | 679.61 | 679.75 | 679.91 | 680.08 | 680.26 |
| CL BEAM 5 | STATION | 11+45.19 | 11+56.17 | 11+67.25 | 11+78.46 | 11+89.57 |
| | OFFSET | 1.54' LT. | 2.18' LT. | 2.74' LT. | 2.53' LT. | 1.46' LT. |
| | FINAL DECK SURFACE ELEVATION | 679.65 | 679.80 | 679.95 | 680.11 | 680.29 |
| PROFILE GRADE | STATION | 11+44.90 | 11+55.76 | 11+66.63 | 11+77.67 | 11+88.99 |
| | OFFSET | 0.00' | 0.00' | 0.00' | 0.00' | 0.00' |
| | FINAL DECK SURFACE ELEVATION | 679.67 | 679.83 | 679.98 | 680.14 | 680.31 |
| CL BEAM 6 | STATION | 11+44.61 | 11+55.59 | 11+66.56 | 11+77.53 | 11+88.41 |
| | OFFSET | 1.54' RT. | 0.90' RT. | 0.33' RT. | 0.46' RT. | 1.46' RT. |
| | FINAL DECK SURFACE ELEVATION | 679.69 | 679.84 | 679.99 | 680.15 | 680.32 |
| CL BEAM 7 | STATION | 11+44.03 | 11+55.01 | 11+65.90 | 11+76.64 | 11+87.30 |
| | OFFSET | 4.62' RT. | 3.98' RT. | 3.39' RT. | 3.46' RT. | 4.38' RT. |
| | FINAL DECK SURFACE ELEVATION | 679.73 | 679.88 | 680.03 | 680.18 | 680.35 |
| CL BEAM 8 | STATION | 11+43.45 | 11+54.43 | 11+65.27 | 11+75.78 | 11+86.24 |
| | OFFSET | 7.70' RT. | 7.06' RT. | 6.45' RT. | 6.47' RT. | 7.31' RT. |
| | FINAL DECK SURFACE ELEVATION | 679.77 | 679.92 | 680.07 | 680.22 | 680.38 |
| CL BEAM 9 | STATION | 11+42.87 | 11+53.85 | 11+64.66 | 11+74.96 | 11+85.21 |
| | OFFSET | 10.78' RT. | 10.14' RT. | 9.52' RT. | 9.48' RT. | 10.25' RT. |
| | FINAL DECK SURFACE ELEVATION | 679.81 | 679.96 | 680.11 | 680.26 | 680.42 |
| CL BEAM 10 | STATION | 11+42.36 | 11+53.27 | 11+64.08 | 11+74.17 | 11+84.23 |
| | OFFSET | 13.87' RT. | 13.22' RT. | 12.59' RT. | 12.50' RT. | 13.20' RT. |
| | FINAL DECK SURFACE ELEVATION | 679.85 | 680.00 | 680.15 | 680.29 | 680.45 |
| RIGHT EDGE OF DECK | STATION | 11+42.11 | 11+52.99 | 11+63.80 | 11+73.80 | 11+83.76 |
| | OFFSET | 15.39' RT. | 14.74' RT. | 14.11' RT. | 13.99' RT. | 14.66' RT. |
| | FINAL DECK SURFACE ELEVATION | 679.87 | 680.02 | 680.17 | 680.31 | 680.47 |



TRANSVERSE SECTION



DEFLECTION AND CAMBER DIAGRAM

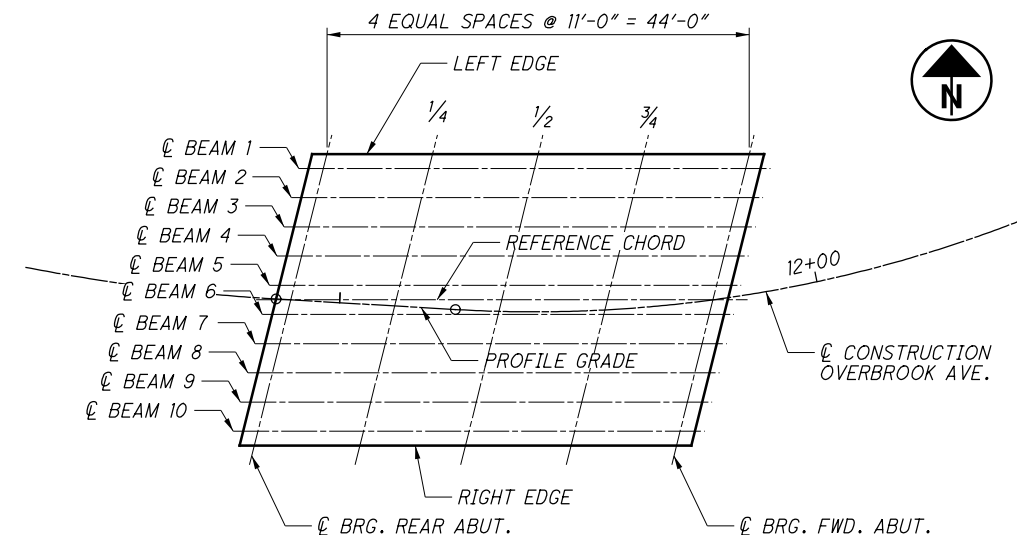
(NOT TO SCALE)

DEFLECTION AND CAMBER NOTES:

1. ESTIMATED CAMBER AT DAY 0 (D_0) IS $1\frac{1}{16}$ ".
2. ESTIMATED CAMBER AT DAY 30 (D_{30}) IS $1\frac{1}{16}$ ".
3. DEFLECTION DUE TO REMAINING DEAD LOAD (E.G. CONCRETE DECK, DIAPHRAGMS, BARRIERS, UTILITIES, ETC.) IS $\frac{3}{8}$ ".
4. THE BEAM SEAT ELEVATIONS ASSUME ESTIMATED CAMBER D_{30} .

NOTES:

1. FINAL DECK SURFACE ELEVATIONS SHOWN REPRESENT THE DECK SURFACE LOCATION AFTER ALL ANTICIPATED DEAD LOAD DEFLECTIONS HAVE OCCURRED.
2. SCREED ELEVATIONS SHOWN REPRESENT THE THEORETICAL DECK SURFACE LOCATION PRIOR TO DEFLECTIONS CAUSED BY DECK PLACEMENT AND OTHER ANTICIPATED DEAD LOADS.



PLAN VIEW

DESIGN AGENCY: fishbeck
 1535 RESERVE DRIVE SUITE 500
 CINCINNATI, OH 45241
 (513) 469-2370

DATE: 2/27/20
 REVIEWED: JBD
 DRAWN: JPC
 CHECKED: JPC

STRUCTURE FILE NUMBER: 8334081

CAMBER, SCREEDS, AND DECK ELEVATIONS
 BRIDGE NO. WAR-TR2080-0002
 OVERBROOK AVENUE (TR2080) OVER BEAR RUN

WAR-TR2080-0.02
 PID No. NONE

12/13
 31/32

BID/CONTRACT DOCUMENTS
OVERBROOK AVENUE BRIDGE #2080-0.02 REPLACEMENT PROJECT
ON BEHALF OF
NEIL F. TUNISON
WARREN COUNTY ENGINEER

WARREN COUNTY BOARD OF COMMISSIONERS
406 JUSTICE DRIVE
LEBANON, OHIO 45036
(513) 695-1250

PROPOSAL PRICE (BID) SHEET

**OVERBROOK AVENUE BRIDGE #2080-0.02 REPLACEMENT PROJECT
BID PROPOSAL**

| Item No. | Description | Quantity | Unit | Unit Cost | Total Cost |
|------------------------|---|-----------------|-------------|--------------------|-------------------|
| ROADWAY | | | | | |
| 201 | Clearing and Grubbing, As Per Proposal Note | 1 | Lump | | |
| 202 | Pipe Removed, 24" and Under | 6 | FT | | |
| 202 | Guardrail Removed | 153 | FT | | |
| 202 | Catch Basin Removed | 1 | Each | | |
| 203 | Excavation including Pavement Removal, As Per Proposal Note | 31 | CY | | |
| 203 | Embankment | 17 | CY | | |
| 204 | Subgrade Compaction | 152 | SY | | |
| 606 | Guardrail, Type 5 | 212.5 | FT | | |
| 606 | Anchor Assembly, Type T | 4 | Each | | |
| 606 | Bridge Terminal Assembly, Type 4, As Per Plan | 4 | Each | | |
| | | | | Sub-Total = | |
| EROSION CONTROL | | | | | |
| 601 | Tied Concrete Block Mat, Type 1 | 4 | SY | | |
| 601 | Dumped Rock Fill, Type C, As Per Plan | 3 | CY | | |
| 659 | Topsoil | 12 | CY | | |
| 659 | Seeding and Mulching | 103 | SY | | |
| 659 | Commercial Fertilizer | 0.01 | Ton | | |
| 659 | Water | 1 | M Gal | | |
| 832 | Erosion Control | 2,500 | Each | \$ 1.00 | \$ 2,500.00 |
| | | | | Sub-Total = | |
| DRAINAGE | | | | | |
| 611 | Precast Reinforced Concrete Outlet | 2 | Each | | |
| | | | | Sub-Total = | |
| PAVEMENT | | | | | |
| 254 | Pavement Planing, Asphalt Concrete | 211 | SY | | |
| 301 | Asphalt Concrete Base, PG 64-22 | 70 | Ton | | |
| 407 | Tack Coat | 36 | Gal | | |
| 441 | Asphalt Concrete Surface Course, Type 1, (448), PG 64-22 | 42 | Ton | | |
| | | | | Sub-Total = | |
| TRAFFIC CONTROL | | | | | |
| 626 | Barrier Reflector, Type A2 (Bi-Directional) | 8 | Each | | |
| 630 | Ground Mounted Sign Support, No. 3 Post | 24 | FT | | |
| 630 | Removal of Ground Mounted Sign and Disposal | 4 | Each | | |
| 630 | Removal of Ground Mounted Sign and Reerection | 2 | Each | | |
| 642 | Edge Line, 4 inch, Type 1 | 0.05 | Mile | | |
| 642 | Center Line, Type 1 | 0.02 | Mile | | |
| 642 | Stop Line, Type 1 | 21 | FT | | |
| 646 | Edge Line, 4 inch | 0.02 | Mile | | |
| 646 | Center Line | 0.01 | Mile | | |
| | | | | Sub-Total = | |

**OVERBROOK AVENUE BRIDGE #2080-0.02 REPLACEMENT PROJECT
BID PROPOSAL**

| Item No. | Description | Quantity | Unit | Unit Cost | Total Cost |
|-----------------|---|-----------------|-------------|--------------------------|-------------------|
| | MISCELLANEOUS | | | | |
| 614 | Maintaining Traffic | 1 | Lump | | |
| 623 | Construction Layout Stakes and Surveying | 1 | Lump | | |
| 624 | Mobilization | 1 | Lump | | |
| | | | | Sub-Total = | |
| | BRIDGE | | | | |
| 202 | Portions of Structure Removed, As Per Plan | 1 | Lump | | |
| 202 | Wearing Course Removed | 97 | SY | | |
| 304 | Aggregate Base, As Per Proposal Note | 60 | CY | | |
| 503 | Unclassified Excavation, As Per Proposal Note | 1 | Lump | | |
| 509 | Epoxy Coated Reinforcing Steel | 12,999 | Pounds | | |
| 511 | Class QC 1 Concrete, Abutment Including Footing | 80 | CY | | |
| 511 | Class QC 1 Concrete, Misc.: Paved Gutter, As Per Plan | 6 | CY | | |
| 511 | Class QC 2 Concrete, Superstructure, As Per Plan | 37 | CY | | |
| 512 | Sealing of Concrete Surfaces (Epoxy Urethane) | 147 | SY | | |
| 512 | Treating Concrete Bridge Deck with SRS | 152 | SY | | |
| 515 | Prestressed Concrete Composite Box Beam Bridge Members, Level 1, CB17-36 | 10 | Each | | |
| 516 | Preformed Elastomeric Compression Joint Seal | 63 | FT | | |
| 516 | 2" Preformed Expansion Joint Filler | 30 | SF | | |
| 516 | Semi-Integral Abutment Expansion Joint Seal | 113 | FT | | |
| 516 | 1/8" Preformed Bearing Pads | 20 | Each | | |
| 516 | Elastomeric Bearing with Internal Laminates Only (9" x 7" x 1 3/4") | 40 | Each | | |
| 517 | Railing (Deep Beam Rail with Steel Tubular Backup and Type 2 Steel Posts) | 103 | FT | | |
| 518 | Porous Backfill with Filter Fabric | 21 | CY | | |
| 518 | Special - Steel Drip Strip | 106 | FT | | |
| 518 | 6" Perforated Corrugated Plastic Pipe | 96 | FT | | |
| 518 | 6" Non-Perforated Corrugated Plastic Pipe, Including Specials | 32 | FT | | |
| 524 | Drilled Shafts, 30" Diameter, into Bedrock | 70 | FT | | |
| 524 | Drilled Shafts, 36" Diameter, above Bedrock | 125 | FT | | |
| 601 | Rock Channel Protection, Type B with Filter, As Per Proposal Note | 23 | CY | | |
| | | | | Sub-Total = | |
| | | | | Total Bid Price = | |

BID PROPOSAL

Proposal for the Overbrook Avenue Bridge #2080-0.02 Replacement Project. This work consists of replacing the existing bridge and completing the related roadway items along Overbrook Avenue. The project shall be as per plans and specifications as provided by the Warren County Engineer.

The undersigned do hereby propose to furnish all labor, materials, tools, equipment, etc., necessary to construct this project for the Warren County Engineer’s Office. The above quotations to be in full force and effect for sixty (60) days after the date of opening bids. The full name and address of all persons and parties interested in the foregoing bids as principals are as follows:

TOTAL BID PRICE \$ _____

The contract will be awarded to the best and most responsive bid based on the qualifications of the Contractor and the total price of the Total Bid Price.

SIGNED

PRESIDENT

COMPANY

SECRETARY

BY

TITLE

DATE

ADDRESS

EXCEPTION SHEET

Exceptions: Exceptions to any bid specification must be clearly stated on this sheet. This sheet must be submitted with each bid. If there are no exceptions, please indicate "none" below.

1) _____

2) _____

3) _____

4) _____

5) _____

6) _____

7) _____

8) _____

9) _____

10) _____

BIDDER IDENTIFICATION

ATTENTION BIDDER:

Please fill out this form and submit with your bid.

COMPANY NAME:

CHIEF EXECUTIVE OFFICER:

ADDRESS:

PHONE NUMBER:

FAX NUMBER:

PROJECT CONTACT PERSON:

PHONE NUMBER:

E-MAIL ADDRESS:

FEDERAL ID #:

WEBSITE ADDRESS:

TABLE OF CONTENTS

- Proposal Price (Bid) Sheet
- Exception Sheet
- Bidder Identification

- A) Invitation to Bidders
 - Directions to Warren County Administration Building

- B) General Instructions to Bidders

- C) Noncollusion Affidavit

- D) Bid Guaranty & Contract Bond

- E) Performance Bond

- F) Contract

- G) Bond & Insurance Requirements

- H) Experience Statement

- I) Affidavit of Non-Delinquency of Real and/or Personal Property Tax

- J) Non-Discrimination and Equal Employment Opportunity Requirements and Affidavit

- K) Findings for Recovery Affidavit

- L) Wage Rate Determination

- M) Special Provisions/Technical Specifications

SECTION A

INVITATION TO BIDDERS

INVITATION TO BIDDERS

Separate sealed bids for the OVERBROOK AVENUE BRIDGE #2080-0.02 REPLACEMENT PROJECT will be received by the Warren County Board of Commissioners at the Office of the Warren County Commissioners, 406 Justice Drive, Lebanon, Ohio 45036, until 9:15 a.m., April 21, 2020, and then at said time publicly opened and read aloud.

Bid documents and specifications are available online at the Warren County's Website at <http://www.co.warren.oh.us/commissioners/Bids/Default.aspx>. Questions regarding the technical specifications should be directed to Roy Henson, Bridge Engineer, at the Warren County Engineer's Office, at (513) 695-3310. Each bid shall contain the full name of each person or company submitting the bid and be accompanied by a bid bond for the full amount of the bid or a certified check in the amount equal to ten (10) percent of the bid.

Contact the Warren County Commissioners' Office at (513) 695-1250 should you need assistance in accessing the bidding information on the County website. All contract addenda will be posted to the website prior to the bid opening. Bidders should check the website regularly to stay updated on any changes to the project.

Please be aware that if you are downloading this document to bid this project, and in order to stay updated on any change, please email Kiana Hawk in the Commissioners Office at kiana.hawk@co.warren.oh.us with your contact information.

A Bid guaranty, as required by Ohio Revised Code, Section 153.54, shall accompany each proposal submitted, as follows:

1. A Certified check, cashiers check, or letter of credit equal to ten (10) percent of the bid. A letter of credit may only be revocable by the Owner. Upon entering into a contract with the Owner, the contractor must file a performance bond for the amount of the contract, and the bid guaranty will then be returned to the successful and unsuccessful bidders upon contract execution.

OR

2. A form of bid guaranty bond (attached) for the full amount of the bid. Such bond is retained for the successful bidder, but returned to unsuccessful bidders after the contract is executed.

Attention of bidders is called to all of the requirements contained in the bid packet. No bidder may withdraw his/her bid within sixty (60) days after the actual date of the opening thereof. All bids shall be properly signed by an authorized representative of the bidder.

All bids shall be sealed and plainly marked "**Bid Opening – OVERBROOK AVENUE BRIDGE #2080-0.02 REPLACEMENT PROJECT, April 21, 2020 @ 9:15 a.m.**"

Warren County reserves the right to reject any or all bids submitted, to waive any irregularities in bids, and enter into a contract with the Bidder who in Warren County's consideration offered the lowest and best bid.

By order of the Board of County Commissioner, County of Warren, State of Ohio.



Tina Osborne, Clerk

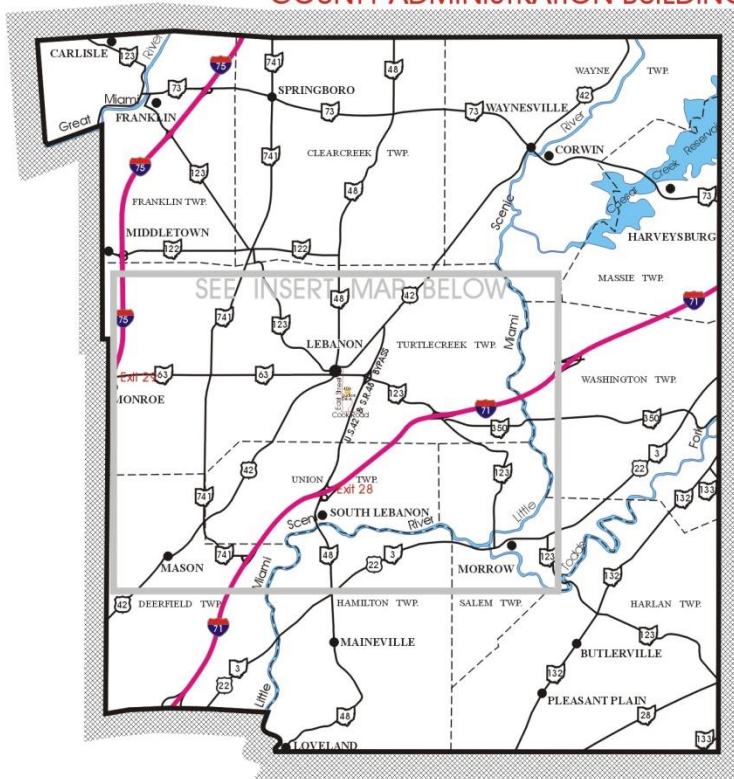


DIRECTIONS FROM INTERSTATE HIGHWAYS 71 & 75 TO WARREN COUNTY, OHIO

COUNTY ADMINISTRATION BUILDING



TRI-STATE REGION COUNTIES



INSERT FROM ABOVE MAP



INSERT FROM MAP AT LEFT



FROM INTERSTATE 75:

- Take Monroe / Lebanon Exit 29,
- Head East on S. R. 63 into Lebanon,
- Turn right onto East Street,
- Turn left onto Justice Drive,
- Turn left into parking lot,
- At first driveway on left.

FROM INTERSTATE 71:

- Take Lebanon / South Lebanon Exit 28,
- Head North on U. S. 42 / S. R. 48 Bypass,
- Turn left onto Cook Road at traffic light,
- Turn at first right onto Justice Drive,
- Turn right at first street on right,
- Then left into parking lot at first left.

SECTION B

GENERAL INSTRUCTIONS TO BIDDERS

GENERAL INSTRUCTIONS TO BIDDERS

1. **Receipt and Opening of Bids:** The Warren County Board of Commissioners (herein referred to as "Owner"), invites bids on the form attached hereto, all blanks of which must be appropriately filled in. Bids will be received by the Owner at the Office of the Warren County Board of Commissioners until 9:15 a.m., April 21, 2020, and then at said office publicly opened and read aloud. The envelopes containing the bids must be sealed, addressed to Warren County Board of Commissioners at 406 Justice Drive, Lebanon, Ohio 45036. Bids shall be submitted in a sealed envelope clearly marked "**Bid Opening – OVERBROOK AVENUE BRIDGE #2080-0.02 REPLACEMENT PROJECT, April 21, 2020 @ 9:15 a.m.**"

The Owner may consider informal any bid not prepared and submitted in accordance with the provisions hereof and may waive any informalities or reject any and all bids. Any bid may be withdrawn prior to the above scheduled time for the opening of bids or authorized postponement thereof. Any bid received after the time and date specified shall not be considered. No bidder may withdraw a bid within 60 days after the actual date of the opening thereof.

2. **Withdraw of Bid:** A Bidder may withdraw his bid from consideration if the price bid was substantially lower than the other bids, provided the bid was submitted in good faith and the reason for the price being substantially lower was a clerical mistake as opposed to a judgment mistake and was actually due to an unintentional omission of a substantial quantity of work, labor or material made directly in the compilation of the bid. Request to withdraw such bid must be made in writing and filed with the Owner within two business days after the opening of bids and prior to the acceptance thereof.

3. **Preparation of Bid:** Each bid must be submitted on the prescribed form and such documents as hereunder described. All blank spaces for bid prices must be filled in, in ink or typewritten, in both words and figures, and the foregoing certifications must be fully completed and executed when submitted.

4. **Method of Bidding:** The Owner invites the following bid(s):

OVERBROOK AVENUE BRIDGE #2080-0.02 REPLACEMENT PROJECT

Bids shall be submitted at the time and place indicated in the Invitation to Bidder and shall be included in a sealed envelope, marked with the project title and name and address of the bidder and accompanied by the bid security and other required documents.

Bids may be modified or withdrawn by an appropriate document duly executed (in the manner that a bid must be executed) and delivered to the place where bids are to be submitted at any time prior to the opening of bids.

The Owner invites unit price bids for the construction described in the plans and specifications. These unit prices shall be extended by estimated quantities to develop a total price for the project.

If the total price received from the lowest and best bidder exceeds the amount of funds available to finance the contract, the Owner may:

- a. Reject all bids;
- b. Augment the funds available in an amount sufficient to enable award to the lowest and best bidder;

- c. Reduce the scope of work by eliminating certain items of work to produce a total bid which is within available funds;
- d. Reduce the scope of work by reducing the quantity of certain items of work to produce a total bid which is within available funds;
- e. Reduce the scope of work by a combination of adjustments as outlined in "c" and "d" above to produce a total bid which is within available funds.
- f. The Owner may reject all bids or may award the contract on the base bid or on the base bid combined with additions or deductible alternates as produces a net amount which is within the available funds.
- g. The Owner may consider informal and may reject any bid not prepared and submitted in accordance with the provisions hereof. The Owner reserves the right to reject all bids, to waive any informalities or irregularities in the bids received, and to accept any bid which is deemed lowest and best.

5. **Qualification of Bidder:** The Owner may make such investigations as he/she deems necessary to determine the ability of the bidder to perform the work, and the bidder shall furnish to the Owner all such information and data for this purpose as the Owner may request. The Owner reserves the right to reject any bid if the evidence submitted by, or investigation of, such bidder fails to satisfy the Owner that such bidder is properly qualified to carry out the obligations of the contract and to complete the work contemplated therein; conditional bids will not be accepted.

6. **Bid Security:** Each bid must be accompanied by cash, certified check of the bidder, letter of credit equal to ten (10) percent of the bid, or a bid bond prepared on the form of bid bond attached hereto, duly executed by the bidder as principal and having as surety thereon a surety company approved by the Owner. (See Invitation to Bidders for required amounts) Such cash, checks or bid bonds will be returned to bidders after the Owner has awarded the bid and has executed the contract, or, if no award has been made within 60 days after the date of the opening of bids, upon demand of the bidder at any time thereafter, so long as he/she has not been notified of the acceptance of his/her bid.

7. **Liquidated Damages for Failure to Enter into Contract:** Submission of a bid shall be a representation by the Contractor that it has fully reviewed and is familiar with the Contract and all contract documents as defined in the contract and will execute the contract if awarded the bid. The successful bidder, upon his/her failure or refusal to execute and deliver the Contract (attached hereto) and required bonds within 10 days after he/she has received notice of the acceptance of his/her bid, shall forfeit to the Owner, as liquidated damages for such failure or refusal, the security deposited with his/her bid.

8. **Time of Completion and Liquidated Damages:** Bidder must agree to commence work on or before a date to be specified in a written "Notice to Proceed" from the Owner and to fully complete the project within 16 weeks after a preconstruction meeting has been held. The completion date may be extended in the event of adverse weather conditions. Bidder must agree also to pay as liquidated damages in the sum of \$400.00 for each consecutive calendar day thereafter.

9. **NO DAMAGE FOR DELAY:** No payment, compensation or adjustment of any kind shall be made to the contract price for damages incurred by the contractor because of hindrances or delays in the progress of the work from any cause that is not proximately caused by the Owner's action or failure to act. Whether such hindrances or delays are avoidable or unavoidable, the contractor agrees that he or she will make no claim for compensation, damages or mitigation of liquidated damages for any such delays. Examples of delays include (but are in no manner limited to) obtaining all necessary permission

from any government agency or any private party, any act or failure to act by any other contractor, subcontractor and/or supplier, all foreseen and

unforeseen events and any conditions or acts of God. It is understood and agreed that the contractor assumes all risks of delays in prosecuting or completing the work under the contract that are not proximately caused by the Owner's action or failure to act. The contractor will accept in full satisfaction for such delays, an extension of time, if any, agreed to by the Owner.

10. **Conditions of Work:** Each bidder must inform him/herself fully of the conditions relating to the construction of the project and the employment of labor thereon. Failure to do so will not relieve a successful bidder of his/her obligation to furnish all material and labor necessary to carry out the provisions of his/her contract. Insofar as possible the contractor, in carrying out the work, must employ such methods or means or will not cause any interruption of or interference with the work of any other contractor.

11. **Addenda and Interpretations:** No interpretation of the meaning of the plans, specifications or other pre-bid documents will be made to any bidder orally. Every request for such interpretation must be in writing and addressed to: Roy Henson, Warren County Engineer's Office, 210 West Main Street, Lebanon, Ohio, 45036, and to be given consideration must be received at least five days prior to the date fixed for the opening of bids. All such interpretations and any supplemental instructions will be in the form of written addenda to the specifications which, if issued, will be mailed by certified mail with return receipt requested to all prospective bidders (at the respective addresses furnished for such purposes), no later than three days prior to the date fixed for the opening of bids. Failure of any bidder to receive any such addendum or interpretations shall not relieve such bidder from any obligation under his/her bid as submitted. All addenda so issued shall become part of the contract documents.

12. **Security for Faithful Performance:** Simultaneously with the delivery of the executed Contract, the Contractor shall furnish payment and performance bonds as security for faithful performance of this contract and for the payment of all subcontracts, suppliers and laborers performing labor on the project under the Contract and furnishing materials in connection with the Contract.

The surety on such bond or bonds shall be a duly authorized surety company satisfactory to the Owner. Please note that upon execution of the Contract if a Bid Guaranty/Contract Bond was submitted with your original bid a Performance Bond will not be required.

13. **Power of Attorney:** Attorneys-in-fact who sign bid bonds or contract bonds must file with each bond a certified and effectively dated copy of their power of attorney.

14. **Laws and Regulations:** The bidder's attention is directed to the fact that all applicable State laws, municipal ordinances, and the rules and regulations of all authorities having jurisdiction over construction of the project shall apply to the contract throughout, and they will be deemed to be included in the contract the same as though herein written out in full.

15. **Method of Award - Lowest Qualified Bidder:** The Owner may reject all bids or may award the contract on the base bid or on the base bid combined with additions or deductible alternates as produces a net amount which is within the available funds.

16. **Obligation of Bidder:** At the time of the opening of bids each bidder will be presumed to have inspected the site and to have read and to be thoroughly familiar with the plans and contract documents (including all addenda). The failure or omission of any bidder to examine any form, instrument or document shall in no way relieve any bidder from any obligation in respect of his/her bid.

17. **Safety Standards and Accident Prevention:** With respect to all work performed under this contract, the Contractor shall:

a. Comply with the safety standards provisions of applicable laws, building and construction codes and the "Manual of Accident Prevention in Construction" published by the Associated General Contractors of America, the requirements of the Occupational Safety and Health Act of 1970 (Public Law 91-596), and the requirements of title 29 of the code of Federal Regulations, Section 1518 as published in the "Federal Register", Volume 36, N. 75, Saturday, April 17, 1971.

b. Exercise every precaution at all times for the prevention of accidents and the protection of persons (including employees) and property.

c. Maintain at his/her office or other well known place at the job site, all articles necessary for giving first aid to the injured, and shall make standing arrangements for the immediate removal to a hospital or doctor's care of persons (including employees) who may be injured at the job site. In no case shall employees be permitted to work at a job site before the employer has made a standing arrangement for removal of injured persons to a hospital or a doctor's care.

18. **Examination of Site:** Each bidder shall, and is hereby directed to inspect the entire site of the proposed work and judge for him/herself as to all the circumstances affecting the cost and progress of the work and shall assume all patent and latent risks in connection therewith.

19. **Soil Conditions:** Subject to the convenience of the Owner, prospective bidders will be permitted to explore the site by making borings or digging test pits. In such event, the work shall be done at the sole expense and risk of the bidder, and he/she shall maintain and restore the site to original condition. The Owner does not guarantee the accuracy of any information or samples which it may have obtained from test borings or otherwise as to the kind or condition of the soil that may be encountered in the prosecution of the proposed work, neither does the Owner represent that the plans and specifications drawn are based upon any data so obtained. The Owner does not make any representation as to the soil which may be encountered or of soil or water which underlies the work or is adjacent thereto, including any difficulties that may be due to quicksand, or other unfavorable conditions that may be encountered in the work, whether apparent upon surface inspection or disclosed in the process of carrying forward the work.

20. **Water Supply:** All water for construction purposes, as well as the expense of having water conveyed about the work, must be provided by the Contractor and the cost of this work shall be included in the unit prices stipulated for the various items of the work to be done under this contract.

21. **Working Facilities:** The plans show, in the general manner, the existing structures and the land available for construction purposes. The bidders must satisfy themselves of the conditions and difficulties that may be encountered in the execution of the work at this site.

22. **Permits:** The Contractor shall take out all necessary permits from the proper authorities, and shall give all notices required by law or ordinance. The charge or fee for any permit issued by the proper authority shall be borne by the contractor.

23. **Signature of Bidders:** The firm, corporate or individual name of the bidder must be signed in ink in the space provided for the signatures on the proposed blanks. In the case of a corporation, the title of the officer signing must be stated and such officer must be thereunto duly authorized and the seal of said corporation duly affixed. In the case of a partnership, the signature of at least one of the partners must follow the firm name, using the term "member of the firm." In the case of an individual, use the terms "doing business as", or "sole owner." The bidder shall further state in his/her proposal the name and address of each person or corporation interested therein.

24. **Right to Accept or Reject Proposals:** The Owner may consider informal and may reject any bid not prepared and submitted in accordance with the provisions hereof. The Owner reserves the right to reject

all bids, to waive any informalities or irregularities in the bids received, and to accept any bid which is deemed lowest and best.

25. **Non-Collusion Affidavit:** The successful bidder will be required to submit a non-collusion affidavit on the form included in these Bid/Contract documents (Section C). This affidavit shall be dated and executed as part of this bid.

26. **EEO Compliance:** Bidders please see Section J for EEO Compliance Requirements and Affidavit.

27. **Prevailing Wage Rates:** This Project is subject to Prevailing Wage Requirements. In the event that the rate of wages paid for any trade or occupant in the locality where such work is being performed are under current collective agreements or understandings between bona fide organizations of labor and employer, then the wages to be paid shall be not less than such agreed wage rates, nor less than the minimum rates compiled by the Federal Labor Standard Act. A copy of these prevailing wage rates has been included in these specifications as Exhibit L. Every Contractor and Subcontractor who is subject to Ohio Revised Code, Chapter 4115 shall, as soon as he/she begins performance under his/her contract with the Owner, supply the Prevailing Wage Coordinator for the Owner a schedule of the dates on which he/she is required to pay wages to employees. He/She shall also deliver to the Prevailing Wage Coordinator within three weeks after each pay date, a certified copy of his/her payroll which shall exhibit for each employee paid any wages, name, current address, social security number, number of hours worked each day of the pay period and the total for each week, hourly rate of pay, job classification, fringe payments, and deductions from wages. The certification of each payroll shall be executed by the Contractor, Subcontractor, or duly appointed agent thereof and shall recite that the payroll is correct and complete and that the wage rate shown is not less than those required by the contract.

In case the Owner orders the Contractor to perform extra or additional work which may make it necessary for the Contractor or any Subcontractor under this contract to employ a person not herein specified, the Owner will include in the contract change order for such extra or additional work, a minimum wage rate for such trade or occupation, and insofar as such extra or additional work is concerned, there shall be paid to each employee engaged in work of such trade or occupation, not less than the wage so included. Insofar as possible, local labor shall be employed on this work.

28. **Subletting of Contract:** The Contractor shall not sublet, sell, transfer or assign any portion of the contract without written consent of the Owner or his/her designated agent. When such consent is given, the Contractor will be permitted to sublet a portion thereof, but shall perform with his/her own organization, work amounting to no less than fifty percent of the total contract cost, except that any time designated in the contract before computing the amount of work required to be performed by the Contractor with his/her own organization, No subcontract, or transfer of contract, shall in any way release the Contractor of his/her liability under the contract and bonds.

29. **Required Insurance:** In accordance with the specifications, the Contractor, without restricting the obligations and liabilities assumed under the Contract Documents, shall at his/her own cost and expense purchase and maintaining in force until final acceptance of his/her work, the forms of insurance coverage listed below.

Certificates from the insurance carrier stating the limits of liability and expiration date shall be filed with the Owner before operations are begun. Such certificates shall not merely name the types of policy provided, **but shall specifically refer to this Contract** and shall name the Board of Warren County Commissioners as additionally insured. However, the original policy for Owner's Protective Bodily Injury (Item D) and Property Damages (Item E) shall at this time be delivered to the Owner for its possession.

All policies as hereinafter required shall be so written that the Owner will be notified of cancellation or restrictive amendment at least ten days prior to the effective date of such cancellation or amendment.

Item A – Workers’ Compensation and/or Employer's liability Insurance as required or specified by State Law.

Item B – Comprehensive General Liability Insurance: In an amount not less than \$1,000,000.00 per occurrence for Bodily Injury and \$500,000 for explosion underground and collapse, commonly known as “XCU.” The following endorsement documents provided by Warren County:

- a. CG 20 10 10 01 – additional insured endorsement (or equivalent)
- b. CG 20 37 10 01 – additional insured endorsement (or equivalent)
- c. CG 25 03 03 97 – designated location aggregate (or equivalent)

General Liability needs to be written on Primary/Non-contributory basis for the benefit of the additional insured.

Item C – Umbrella: In an amount not less than \$1,000,000 occurrence and \$1,000,000 aggregate. Umbrella needs to attach to General Liability, Employers Liability, Auto Liability. Umbrella needs to be written on follow-form primary.

Item D - Bodily Injury Liability Insurance covering motor vehicles either owned by the Contractor or being used in connection with the prosecution of the work embraced under this contract.

Item E - Property Damage Liability Insurance covering motor vehicles either owned by the Contractor or being used in connection with the prosecution of the work embraced under this contract.

Item F - (If Applicable) - Such Protective (including Railroad Protective) and Contractual Bodily Injury Liability Insurance and such Protective (including Railroad Protective) and Contractual Property Damage Liability Insurance as shall be required by the railroad and other utility companies whose property, facilities or rights-of-way may be affected by the work to be done under this contract, in such amounts and in such form as each such utility company may require.

If any part of the work is sublet, insurance of the same types and limits as required by above items numbered A, B, C, D, E, and F shall be provided by or on behalf of the Subcontractors to cover that part of the work they have contracted to perform including Property Damage Liability Special Hazards coverage if so required by this contract.

Protective and Contractual Bodily Injury Liability Insurance required by Item F (if applicable) shall be in an amount and form as each railroad or utility company may require.

Builders Risk Insurance: All Risk form, including subsidence and theft of materials from the job site. Such coverage shall be maintained until final acceptance of the Contract by the Owner and payable to the Owner for the benefit of the contractor. The limit for Builders Risk shall be the full value of construction.

30. **Maintenance of Rights-Of-Way**: All construction as proposed along all City, Township, County, State and Federal roads including storage and stockpiling of materials, is to be conducted within the limits of the public right-of-way. Bracing sheeting and shoring shall be used to keep all construction work within the construction limits unless work agreements are secured from the adjacent property Owners. It is the Contractor's responsibility to secure these work agreements, if deemed necessary. Copies of the work agreements shall be delivered to the Engineer and Owner prior to any work beginning on the affected property.

31. **Lights, Signs and Barricades:** Lights, signs and barricades shall be used to maintain traffic and safety for vehicular and pedestrian traffic during the course of this contract and shall be the sole responsibility of the Contractor.

32. **Foreign Corporation and Contractors:**

Foreign Corporations

Definition: "Foreign Corporation" means a corporation incorporated under the laws of another state. No contract shall be entered into with a foreign corporation until the Secretary of State has certified that such corporation is authorized to do business in Ohio: and until, if the bidder so awarded the Contract is a person or partnership, it has filed with the Secretary of State a Power of Attorney designating the Secretary of State as its agent for the purpose of accepting service of summons in any action brought under Ohio Revised Code, Section 153.05 or under Sections 4123.01 to 4123.94, inclusive.

33. **Subcontracts:** Contractor shall provide an explanation as part of its bid package of all subcontractors intended to be used in performance of the work described in Part II, Section D. In the event the Owner does not object, Contractor may have such work performed by a subcontractor. Contractor shall bind every subcontractor to, and every subcontractor must agree to be bound by the terms of, the Contract, as far as applicable to the subcontractor's work particularly pertaining to Prevailing Wages and EEO requirements. Nothing contained in the Agreement shall create any contractual relationship between any subcontractors and Owner, nor create any obligations on the part of the Owner to pay or see to the payment of any sums to any subcontractor.

34. **Real and/or Personal Property Tax Affidavit:** All bidders must complete the Real and/or Personal property tax affidavit (Section I) and submit with your bid. ***This section should be fully completed whether or not you as a vendor/contractor own property in Warren County, Ohio.***

35. **Description of Project:**

See Section M

36. **Scope of Work:** Provide all work as required by Contract and described in the Specifications herein (Section M) as necessary to provide for project completion.

37. **Required Forms:** Each Bidder shall complete and submit the following forms with his/her bid:

- Proposal Price (Bid) Sheet
- Exception Sheet
- Bidder Identification
- Non-Collusion Affidavit
- Bid Guaranty & Contract Bond
- Experience Statement
- Affidavit of Non-Delinquency of Taxes
- Certificate of Compliance Non-Discrimination and Equal Employment Opportunity Affidavit
- Findings for Recovery Affidavit

38. The successful Contractor may be required, at the request of the Owner, to submit a list of subcontractors and suppliers for said project.

39. **Additional Obligations Upon Contract Award:** Upon award of the bid but prior to execution of the Contract and Notice to Proceed, the Contractor shall submit all of the following documents, completed as required:

- 1) Contract
- 2) Required Bonds
- 3) Payment Draw Schedule (Required for Projects of \$500,000 or more)
- 4) Certificates of Insurance

40. *Entire bid packet must be completed (except contract – Section F) and returned with bid proposal, as the entire bid packet becomes part of the contract documents.*

41. **STATEMENT: Do not submit confidential documents or documents of any type that contain trade secrets. All materials submitted become public records once opened and may be copied upon request to anybody including competitive bidders.**



CERTIFICATE OF LIABILITY INSURANCE

DATE (MM/DD/YYYY)

THIS CERTIFICATE IS ISSUED AS A MATTER OF INFORMATION ONLY AND CONFERS NO RIGHTS UPON THE CERTIFICATE HOLDER. THIS CERTIFICATE DOES NOT AFFIRMATIVELY OR NEGATIVELY AMEND, EXTEND OR ALTER THE COVERAGE AFFORDED BY THE POLICIES BELOW. THIS CERTIFICATE OF INSURANCE DOES NOT CONSTITUTE A CONTRACT BETWEEN THE ISSUING INSURER(S), AUTHORIZED REPRESENTATIVE OR PRODUCER, AND THE CERTIFICATE HOLDER.

IMPORTANT: If the certificate holder is an ADDITIONAL INSURED, the policy(ies) must be endorsed. If SUBROGATION IS WAIVED, subject to the terms and conditions of the policy, certain policies may require an endorsement. A statement on this certificate does not confer rights to the certificate holder in lieu of such endorsement(s).

| | |
|---|--|
| PRODUCER Insurance Agency Name & Address | CONTACT NAME: Insurance Agent Contact PHONE (A/C, No, Ext): _____ FAX (A/C, No): _____ E-MAIL ADDRESS: _____ INSURER(S) AFFORDING COVERAGE _____ NAIC # _____ INSURER A: Insurance Company A INSURER B: Insurance Company B INSURER C: Insurance Company C INSURER D: Insurance Company D INSURER E: Insurance Company E INSURER F: Insurance Company F |
| INSURED Contractors Name & Address | |

COVERAGES

CERTIFICATE NUMBER:

REVISION NUMBER:

THIS IS TO CERTIFY THAT THE POLICIES OF INSURANCE LISTED BELOW HAVE BEEN ISSUED TO THE INSURED NAMED ABOVE FOR THE POLICY PERIOD INDICATED. NOTWITHSTANDING ANY REQUIREMENT, TERM OR CONDITION OF ANY CONTRACT OR OTHER DOCUMENT WITH RESPECT TO WHICH THIS CERTIFICATE MAY BE ISSUED OR MAY PERTAIN, THE INSURANCE AFFORDED BY THE POLICIES DESCRIBED HEREIN IS SUBJECT TO ALL THE TERMS, EXCLUSIONS AND CONDITIONS OF SUCH POLICIES. LIMITS SHOWN MAY HAVE BEEN REDUCED BY PAID CLAIMS.

| INSR LTR | TYPE OF INSURANCE | ADDL INSD | SUBR WVD | POLICY NUMBER | POLICY EFF (MM/DD/YYYY) | POLICY EXP (MM/DD/YYYY) | LIMITS |
|----------|--|-----------|------------|---------------|-------------------------|-------------------------|--|
| A | <input checked="" type="checkbox"/> COMMERCIAL GENERAL LIABILITY <input type="checkbox"/> CLAIMS-MADE <input checked="" type="checkbox"/> OCCUR GEN'L AGGREGATE LIMIT APPLIES PER: <input type="checkbox"/> POLICY <input checked="" type="checkbox"/> PROJECT <input type="checkbox"/> LOC OTHER: _____ | X | X | POLICY # | EFF DATE | EXP DATE | EACH OCCURRENCE \$ 1,000,000 DAMAGE TO RENTED PREMISES (Ea occurrence) \$ 100,000 MED EXP (Any one person) \$ 5,000 PERSONAL & ADV INJURY \$ 1,000,000 GENERAL AGGREGATE \$ 2,000,000 PRODUCTS - COMP/OP AGG \$ 2,000,000 \$ |
| B | <input checked="" type="checkbox"/> AUTOMOBILE LIABILITY <input type="checkbox"/> ANY AUTO <input type="checkbox"/> ALL OWNED AUTOS <input type="checkbox"/> HIRED AUTOS <input type="checkbox"/> SCHEDULED AUTOS <input type="checkbox"/> NON-OWNED AUTOS | | | POLICY # | EFF DATE | EXP DATE | COMBINED SINGLE LIMIT (Ea accident) \$ 1,000,000 BODILY INJURY (Per person) \$ BODILY INJURY (Per accident) \$ PROPERTY DAMAGE (Per accident) \$ \$ |
| C | <input checked="" type="checkbox"/> UMBRELLA LIAB <input type="checkbox"/> EXCESS LIAB <input checked="" type="checkbox"/> OCCUR <input type="checkbox"/> CLAIMS-MADE DED _____ RETENTION \$ _____ | | | POLICY # | EFF DATE | EXP DATE | EACH OCCURRENCE \$ 1,000,000 AGGREGATE \$ 1,000,000 \$ |
| | WORKERS COMPENSATION AND EMPLOYERS' LIABILITY ANY PROPRIETOR/PARTNER/EXECUTIVE OFFICER/MEMBER EXCLUDED? (Mandatory in NH) If yes, describe under DESCRIPTION OF OPERATIONS below | | Y/N N/A | | | | <input type="checkbox"/> PER STATUTE <input type="checkbox"/> OTHER E.L. EACH ACCIDENT \$ E.L. DISEASE - EA EMPLOYEE \$ E.L. DISEASE - POLICY LIMIT \$ |

DESCRIPTION OF OPERATIONS / LOCATIONS / VEHICLES (ACORD 101, Additional Remarks Schedule, may be attached if more space is required)
 Board of Warren County Commissioners are listed as additional insureds with respects to the General Liability for ongoing and completed operations as per attached CG 2010 10/01 and CG 2037 10/01. General Liability is primary and non-contributory for the benefit of the additional insured. Waiver of subrogation applies to the General Liability.

| | |
|---|--|
| CERTIFICATE HOLDER Board of Warren County Commissioners 406 Justice Drive Lebanon, OH 45036 | CANCELLATION SHOULD ANY OF THE ABOVE DESCRIBED POLICIES BE CANCELLED BEFORE THE EXPIRATION DATE THEREOF, NOTICE WILL BE DELIVERED IN ACCORDANCE WITH THE POLICY PROVISIONS. AUTHORIZED REPRESENTATIVE _____ INSURANCE AGENTS SIGNATURE _____ |
|---|--|

POLICY NUMBER:

COMMERCIAL GENERAL LIABILITY
CG 20 10 10 01

THIS ENDORSEMENT CHANGES THE POLICY. PLEASE READ IT CAREFULLY.

**ADDITIONAL INSURED – OWNERS, LESSEES OR
CONTRACTORS – SCHEDULED PERSON OR
ORGANIZATION**

This endorsement modifies insurance provided under the following:

COMMERCIAL GENERAL LIABILITY COVERAGE PART

SCHEDULE

Name of Person or Organization:

Board of Warren County Commissioners
406 Justice Drive, Lebanon, OH 45036

(If no entry appears above, information required to complete this endorsement will be shown in the Declarations as applicable to this endorsement.)

A. Section II – Who Is An Insured is amended to include as an insured the person or organization shown in the Schedule, but only with respect to liability arising out of your ongoing operations performed for that insured.

B. With respect to the insurance afforded to these additional insureds, the following exclusion is added:

2. Exclusions

This insurance does not apply to "bodily injury" or "property damage" occurring after:

- (1) All work, including materials, parts or equipment furnished in connection with such work, on the project (other than service, maintenance or repairs) to be performed by or on behalf of the additional insured(s) at the site of the covered operations has been completed; or
- (2) That portion of "your work" out of which the injury or damage arises has been put to its intended use by any person or organization other than another contractor or subcontractor engaged in performing operations for a principal as a part of the same project.

POLICY NUMBER:

COMMERCIAL GENERAL LIABILITY
CG 20 37 10 01

THIS ENDORSEMENT CHANGES THE POLICY. PLEASE READ IT CAREFULLY.

ADDITIONAL INSURED – OWNERS, LESSEES OR CONTRACTORS – COMPLETED OPERATIONS

This endorsement modifies insurance provided under the following:

COMMERCIAL GENERAL LIABILITY COVERAGE PART

SCHEDULE

| |
|---|
| <p>Name of Person or Organization: Board of Warren County Commissioners 406 Justice Drive Lebanon, OH 45036</p> |
| <p>Location And Description of Completed Operations:</p> |
| <p>Additional Premium:</p> |

(If no entry appears above, information required to complete this endorsement will be shown in the Declarations as applicable to this endorsement.)

Section II – Who Is An Insured is amended to include as an insured the person or organization shown in the Schedule, but only with respect to liability arising out of "your work" at the location designated and described in the schedule of this endorsement performed for that insured and included in the "products-completed operations hazard".

POLICY NUMBER:

COMMERCIAL GENERAL LIABILITY
CG 25 03 03 97

THIS ENDORSEMENT CHANGES THE POLICY. PLEASE READ IT CAREFULLY.

DESIGNATED CONSTRUCTION PROJECT(S) GENERAL AGGREGATE LIMIT

This endorsement modifies insurance provided under the following:

COMMERCIAL GENERAL LIABILITY COVERAGE PART

SCHEDULE

| |
|-----------------------------------|
| Designated Construction Projects: |
|-----------------------------------|

(If no entry appears above, information required to complete this endorsement will be shown in the Declarations as applicable to this endorsement.)

- A.** For all sums which the insured becomes legally obligated to pay as damages caused by "occurrences" under COVERAGE A (SECTION I), and for all medical expenses caused by accidents under COVERAGE C (SECTION I), which can be attributed only to ongoing operations at a single designated construction project shown in the Schedule above:
1. A separate Designated Construction Project General Aggregate Limit applies to each designated construction project, and that limit is equal to the amount of the General Aggregate Limit shown in the Declarations.
 2. The Designated Construction Project General Aggregate Limit is the most we will pay for the sum of all damages under COVERAGE A, except damages because of "bodily injury" or "property damage" included in the "products-completed operations hazard", and for medical expenses under COVERAGE C regardless of the number of:
 - a. Insureds;
 - b. Claims made or "suits" brought; or
 - c. Persons or organizations making claims or bringing "suits".
 3. Any payments made under COVERAGE A for damages or under COVERAGE C for medical expenses shall reduce the Designated Construction Project General Aggregate Limit for that designated construction project. Such payments shall not reduce the General Aggregate Limit shown in the Declarations nor shall they reduce any other Designated Construction Project General Aggregate Limit for any other designated construction project shown in the Schedule above.
- 4.** The limits shown in the Declarations for Each Occurrence, Fire Damage and Medical Expense continue to apply. However, instead of being subject to the General Aggregate Limit shown in the Declarations, such limits will be subject to the applicable Designated Construction Project General Aggregate Limit.
- B.** For all sums which the insured becomes legally obligated to pay as damages caused by "occurrences" under COVERAGE A (SECTION I), and for all medical expenses caused by accidents under COVERAGE C (SECTION I), which cannot be attributed only to ongoing operations at a single designated construction project shown in the Schedule above:
1. Any payments made under COVERAGE A for damages or under COVERAGE C for medical expenses shall reduce the amount available under the General Aggregate Limit or the Products-Completed Operations Aggregate Limit, whichever is applicable; and
 2. Such payments shall not reduce any Designated Construction Project General Aggregate Limit.
- C.** When coverage for liability arising out of the "products-completed operations hazard" is provided, any payments for damages because of "bodily injury" or "property damage" included in the "products-completed operations hazard" will reduce the Products-Completed Operations Aggregate Limit, and not reduce the General Aggregate Limit nor the Designated Construction Project General Aggregate Limit.

D. If the applicable designated construction project has been abandoned, delayed, or abandoned and then restarted, or if the authorized contracting parties deviate from plans, blueprints, designs, specifications or timetables, the project will still be deemed to be the same construction project.

E. The provisions of Limits Of Insurance (SECTION III) not otherwise modified by this endorsement shall continue to apply as stipulated.

SECTION C

NONCOLLUSION AFFIDAVIT

NONCOLLUSION AFFIDAVIT

STATE OF _____
COUNTY OF _____

I, _____, holding the title and position of _____ at the firm _____, affirm that I am authorized to speak on behalf of the company, board directors and owners in setting the price on the contract, bid or proposal. I understand that any misstatements in the following information will be treated as fraudulent concealment of true facts on the submission of the contract, bid or proposal.

I hereby swear and depose that the following statements are true and factual to the best of my knowledge:

The contract, bid or proposal is genuine and not made on the behalf of any other person, company or client, **INCLUDING ANY MEMBER OF THE WARREN COUNTY BOARD OF COMMISSIONERS.**

The price of the contract, bid or proposal was determined independent of outside consultation and was not influenced by other companies, clients or contractors, **INCLUDING ANY MEMBER OF THE WARREN COUNTY BOARD OF COMMISSIONERS.**

No companies, clients or contractors, **INCLUDING ANY MEMBER OF THE WARREN COUNTY BOARD OF COMMISSIONERS** have been solicited to propose a fake contract, bid or proposal for comparative purposes.

No companies, clients or contractors, **INCLUDING ANY MEMBER OF THE WARREN COUNTY BOARD OF COMMISSIONERS** have been solicited to refrain from bidding or to submit any form of noncompetitive bidding.

Relative to sealed bids, the price of the bid or proposal has not been disclosed to any client, company or contractor, **INCLUDING ANY MEMBER OF THE WARREN COUNTY BOARD OF COMMISSIONERS**, and will not be disclosed until the formal bid/proposal opening date.

AFFIANT

Subscribed and sworn to before me this ____ day of _____ 20 ____

(Notary Public),

_____ County.

My commission expires _____ 20 ____

SECTION D

BID GUARANTY AND CONTRACT BOND

BID GUARANTY AND CONTRACT BOND

KNOW ALL MEN BY THESE PRESENTS, that we, the undersigned,

(Insert full name or legal title of Contractor and Address)

as Principal and _____

(Insert full name or legal title of Surety)

as Surety, are hereby held and firmly bound unto the Warren County Board of Commissioners hereinafter called the Oblige, in the penal sum of the dollar amount of the bid submitted by the Principal to the Oblige on _____ to undertake the project known as:

OVERBROOK AVENUE BRIDGE #2080-0.02 REPLACEMENT PROJECT

The penal sum referred to herein shall be the dollar amount of the Principal's bid to the Oblige, incorporating any additive or deductive alternate proposals made by the Principal on the date referred to above to the Oblige, which are accepted by the Oblige, In no case shall the penal sum exceed the amount of _____ DOLLARS, \$_____.

If this item is left blank, the penal sum will be the full amount of the Principal's bid, including alternates. Alternatively, if completed, the amount stated must not be less than the full amount of the bid, including alternates in dollars and cents. A percentage is not acceptable.

For the payment of the penal sum well and truly to be made we hereby jointly and severally bind ourselves, our heirs, executors, administrators, successors, and assigns.

THE CONDITION OF THE ABOVE OBLIGATION IS SUCH that whereas the above named Principal has submitted a bid on the above referred to project;

NOW, THEREFORE, if the Oblige accepts the bid of the Principal and the Principal fails to enter into a proper contract in accordance with the bid, plans, details, specifications, and bills of material; and in the event the Principal pays to the Oblige the difference not to exceed ten percent of the penalty hereof between the amount specified in the bid and such larger amount for which the Oblige may in good faith contract with the next lowest bidder to perform the work covered by the bid; or in the event the Oblige does not award the contract to the next lowest bidder and resubmits the project for bidding, the Principal will pay the Oblige the difference not to exceed ten percent of the penalty hereof between the amount specified in the bid, or the costs, in connection with the resubmission, of printing new contract documents, required advertising, and printing and mailing notices to prospective bidders, whichever is less, then this obligation shall be null and void, otherwise to remain in full force and effect. If the Oblige accepts the bid of the Principal and within TEN days after the awarding of the contract, enters into a proper contract in accordance with the bid, plans, details, specifications, and bills of material, which said contract is made a part of this bond the same as though set forth herein; and

IF THE SAID PRINCIPAL SHALL well and faithfully perform each and every condition of such contract; and indemnify the Oblige against all damage suffered by failure to perform such contract according to the provisions thereof and in accordance with the plans, details, specifications, and bills of material therefore; and shall pay all lawful claims of subcontractors, materialmen, and laborers, for labor performed and materials furnished in the carrying forward, performing, or completing of said contract: we agreeing and assenting that this undertaking shall be for benefit of any materialman or laborer having a just claim, as well as for the Oblige herein; **THEN THIS OBLIGATION SHALL** be void; otherwise the same shall remain in full force and effect; it being expressly understood and agreed that the liability of the

Surety for any and all claims hereunder shall in no event exceed the penal amount of this obligation as herein stated.

THE SAID surety hereby stipulates and agrees that no modifications, omissions, or additions, in or to the terms of said contract or in or to the plans and specifications therefor shall in any wise affect the obligations of said surety on its bond, and it does hereby waive notice of any such modifications, omissions or additions to the terms of the contract or to the work or to the specifications.

SIGNED AND SEALED this _____ day of _____ 2020.

PRINCIPAL

SURETY

By: _____

By: _____

Attorney-in-fact

Title: _____

Surety Agent's Name and Address:

SECTION E

PERFORMANCE BOND

PERFORMANCE BOND

KNOW ALL MEN BY THESE PRESENTS: that

(Name of Contractor)

(Address of Contractor)

a _____, hereinafter called
(Corporation, Partnership or Individual)

Principal, and _____

(Name of Surety)

(Address of Surety)

hereinafter called Surety, are held and firmly bound unto

WARREN COUNTY, OHIO BOARD OF COMMISSIONERS
406 Justice Drive
Lebanon, OH 45036

hereinafter called OWNER, in the penal sum of _____ Dollars, \$(_____) in lawful money of the United States, for the payment of which sum well and truly to be made, we bind ourselves, successors, and assigns, jointly and severally, firmly by these presents.

THE CONDITION OF THIS OBLIGATION is such that whereas, the Principal entered into a certain contract with the OWNER, dated the _____ day of _____, 2020, a copy of which is hereto attached and made a part hereof for the construction of:

NOW, THEREFORE, if the Principal shall well, truly and faithfully perform its duties, all the undertakings, covenants, terms, conditions, and agreements of said contract during the original term thereof, and any extensions thereof which may be granted by the OWNER, with or without notice to the Surety and during the guaranty period(s), and if he/she shall satisfy all claims and demands incurred under such contract, and shall fully indemnify and save harmless the OWNER from all costs and damages which it may suffer by reason of failure to do so, and shall reimburse and repay the OWNER all outlay and expense which the OWNER may incur in making good any default, then this obligation shall be void; otherwise to remain in full force and effect.

PROVIDED, FURTHER, that the said surety, for value received, hereby stipulates and agrees that no change, extension of time, alteration or addition of the terms of the contract or the WORK to be performed thereunder or the SPECIFICATIONS accompanying the same shall in any way affect its obligation on this BOND, and it does hereby waive notice of any such change, extension of time, alteration or addition to the terms of the contract or to the WORK or to the SPECIFICATIONS.

PROVIDED, FURTHER, that no final settlement between the OWNER and the CONTRACTOR shall abridge the right of any beneficiary hereunder, whose claim may be unsatisfied.

IN WITNESS WHEREOF, this instrument is executed in counterparts, each one of which shall be deemed an original, this the _____ day of _____ 2020.

ATTEST:

(Principal)

(SEAL)

By _____

ATTEST:

(SEAL)

(Surety)

IMPORTANT: Pursuant to Ohio Revised Code §122.87(A) a surety company is defined as, “. . . a company that is authorized by the department of insurance to issue bonds as a surety”.

SECTION F

CONTRACT

CONTRACT

THIS AGREEMENT, made this _____ day of _____, 2020, with the Warren County Board of Commissioners, 406 Justice Drive, Lebanon, Ohio hereinafter called "Owner" and **ENTER CONTRACTOR NAME HERE**, doing businesses as (an individual, partner, a corporation) hereinafter called "Contractor."

WITNESSETH: That for and in consideration of the payments and agreements hereinafter mentioned, to be made and performed by the Owner, the Contractor hereby agrees with the Owner to commence and complete the construction described as follows:

OVERBROOK AVENUE BRIDGE #2080-0.02 REPLACEMENT PROJECT

hereinafter called the project, for the sum of **ENTER CONTRACT AMOUNT HERE IN NUMBERS AND WORDS**, and all work in connection therewith, under the terms as stated in the Conditions of the Contract; and as his/her (its or their) own proper cost and expense furnish all the materials, supplies, machinery, equipment, tools, superintendence, labor insurance, and other accessories and services necessary to complete the said project in accordance with the conditions and prices stated in the Proposal, Conditions of the Contract, the Specifications and Contract Documents. "Contract Documents" means and includes the following:

- Proposal Price (Bid) Sheet
- Exception Sheet
- Bidder Identification
- A) Invitation to Bidders
- B) General Instruction to Bidders
- C) Noncollusion Affidavit
- D) Bid Guaranty & Contract Bond
- E) Performance Bond
- F) Contract
- G) Bonding & Insurance Requirements
- H) Experience Statement
- I) Affidavit of Non-Delinquency of Real and/or Personal Property Tax
- J) Equal Employment Opportunity Requirements, Bid Conditions and Non-discrimination and Equal Employment Opportunity Affidavit
- K) Findings for Recovery Affidavit Wage Rate Determination
- L) Wage Rate Determination
- M) Special Provision/Technical Specifications

The CONTRACTOR hereby agrees to commence work under this contract on or before a date to be specified in a Written "Notice to Proceed" of the OWNER, and to fully complete the project by **ENTER COMPLETION DATE HERE**. The Contractor further agrees to pay, as liquidated damages, the sum of **ENTER LIQUIDATED DAMAGES HERE** for each consecutive calendar day thereafter.

This Agreement may be terminated by either party upon written notice in the event of substantial failure by the other party to perform in accordance with the terms of this Agreement. The nonperforming party shall have fifteen calendar days from the date of the termination notice to cure or to submit a plan for cure acceptable to the other party.

OWNER may terminate or suspend performance of this Agreement for OWNER'S convenience upon a written notice to CONTRACTOR. CONTRACTOR shall terminate or suspend performance of the services/work on a schedule acceptable to OWNER.

The CONTRACTOR will indemnify and save the OWNER, their officers and employees, harmless from loss, expenses, costs, reasonable attorneys fees, litigation expenses, suits at law or in equity, causes of action, actions, damages, and obligations arising from (a) negligent, reckless or willful and wanton acts, errors or omissions by CONTRACTOR, its agents, employees, licensees, consultants or subconsultants; (b) the failure of the CONTRACTOR, its agents, employees, licensees, consultants or subconsultants to observe the applicable standard of care providing services pursuant to this agreement; (c) the intentional misconduct of the CONTRACTOR, its agents, employees, licensees, consultants or subconsultants that result in injury to persons or damage to property for which the OWNER may be held legally liable.

The CONTRACTOR does hereby agree to indemnify and hold the OWNER harmless for any and all sums for which the OWNER may be required to pay or for which the OWNER may be held responsible for failure of the CONTRACTOR or any subcontractor to pay the prevailing wage upon this project.

The OWNER agrees to pay the CONTRACTOR in the manner and at such times as set forth in the General Provisions such amounts as required by the Contract Documents.

This Agreement shall be binding upon all parties hereto and their respective heirs, executors, administrators, successors, and assigns.

Contractor shall bind every subcontractor to, and every subcontractor must agree to be bound by the terms of, this Agreement, as far as applicable to the subcontractor's work particularly pertaining to Prevailing Wages and EEO requirements. Nothing contained in this Agreement shall create any contractual relationship between any subcontractor and Owner, nor create any obligations on the part of the Owner to pay or see to the payment of any sums to any subcontractor.

IN WITNESS WHEREOF, the parties hereto have executed, or caused to be executed by their duly authorized officials, this Agreement in two counterparts, each of which shall be deemed an original on the date first above written.

WARREN COUNTY BOARD OF COMMISSIONERS
(Owner)

David G. Young, President

ATTEST:

Tom Grossmann

Name

Shannon Jones

(Seal)

ATTEST:

ENTER CONTRACTOR NAME HERE
(Contractor)

By: _____
Name and Title

Approved as to Form:

Assistant Prosecutor

SECTION G

BONDING AND INSURANCE REQUIREMENTS

BONDING AND INSURANCE REQUIREMENTS

A state or local unit of government receiving a grant from the federal government which requires contracting for construction of facility improvement shall follow its own requirements relating to bid guarantees, performance bonds, and payment bonds, except for contracts or subcontracts exceeding \$100,000. For contracts or subcontracts exceeding \$100,000, the Federal agency may accept the bonding policy and requirements of the grantee provided the Federal agency has made a determination that the Government's interest is adequately protected. If such a determination has not been made, the minimum requirements shall be as follows:

- a. **A bid guaranty from each bidder.** The "bid guaranty" shall consist of a firm commitment such as a bid bond in the amount of one hundred (100) percent of the bid price, or ten (10) percent of the bid price if certified check or other negotiable instrument accompanying a bid, as assurance the bidder will, upon acceptance of his/her bid, execute such contractual documents as may be required within the time specified.

- b. **A performance bond on the part of the Contractor for 100 percent of the contract price.** A "performance bond" is one executed in connection with a contract to secure fulfillment of all the contractor's obligations under such contract.

SECTION H

EXPERIENCE STATEMENT

EXPERIENCE STATEMENT

The Bidder is required to state in detail in the space provided below, what work he/she has done of a character similar to that included in the proposed contract, to give references and such other detailed information as will enable the Owner to judge of his/her responsibility, experience, skill and financial standing. Among other things, this statement shall include the following:

A record of similar work performed and evidence to the effect:

- (1) That the Bidder maintains a permanent place of business;
- (2) Has adequate facilities and equipment available for the work under the proposed contract;
- (3) That the Bidder has suitable financial means to meet obligations incidental to the work;
- (4) That the Bidder has appropriate technical experience and possesses sufficient skill and experience.

SECTION I

***AFFIDAVIT OF NON-DELINQUENCY OF REAL
AND/OR PERSONAL PROPERTY TAX***

THIS SECTION SHOULD BE FULLY COMPLETED WHETHER OR NOT YOU AS A VENDOR/CONTRACTOR OWN PROPERTY IN WARREN COUNTY, OHIO.

AFFIDAVIT

STATE OF _____)
)
COUNTY OF _____) SS:

_____ being duly cautioned and sworn, states as follows:

1. That he/she is _____ of
(Title)

(Name of Contracting Party)

2. That _____ is not presently
(Name of Contracting Party)

charged with any delinquent Real and/or Personal property taxes on the general tax list of Real and/or Personal property of Warren County.

-OR-

1. That _____ is charged with
(Name of Contracting Party)

delinquent Real and/or Personal property tax on the general tax list of Real and/or Personal property of Warren County. The amount of delinquent Real and/or Personal property tax due and unpaid including any due and unpaid penalty and interest is: \$ _____

Further, affiant states not.

Affiant

Sworn to and subscribed in my presence this ____ day of _____ 2020.

Notary Public

This instrument was prepared by _____.

Note to Fiscal Office: If any Real and/or Personal property taxes are delinquent, you must send a copy of this statement to the County Treasurer within 30 days of the date it is submitted.

WARNING: MAKING A FALSE STATEMENT ON THIS AFFIDAVIT MAY BE PUNISHABLE BY A FINE AND/OR IMPRISONMENT

SECTION J

***EQUAL EMPLOYMENT OPPORTUNITY REQUIREMENTS,
BID CONDITIONS AND
NON-DISCRIMINATION AND EQUAL
EMPLOYMENT OPPORTUNITY AFFIDAVIT***

**EQUAL EMPLOYMENT OPPORTUNITY REQUIREMENTS
AND BID CONDITIONS FOR
WARREN COUNTY CONSTRUCTION PROJECTS**

CERTIFICATE OF COMPLIANCE FOR EEO PURPOSES: (This section applies only to projects that are funded with Federal and State monies)

All bidders on the project **shall** submit together with their bid, a copy of a valid Certificate of Compliance for Equal Employment Opportunity purposes contained herein.

A copy of the Certificate of Compliance is enclosed with this bid response? Yes No

BIDDER'S EEO COVENANTS:

Throughout its performance of any contract awarded to it on this project, the bidder agrees to the following covenants:

1. The contractor will not discriminate against any employee or applicant for employment because of race, color, religion, national origin, ancestry or sex. The contractor will take affirmative action to ensure that applicants are employed, and that employees are treated during employment without regard to their race, color, religion, national origin, ancestry or sex. Such action shall include, but is not limited to, the following: Employment, upgrading, demotion, or transfer; recruitment or recruitment advertising; layoff or termination; rates of pay or other forms of compensation; and selection for training, including apprenticeship.

The contractor agrees to post in conspicuous places, available to employees and applicants for employment, notices to be provided setting forth the provisions of this nondiscrimination clause.

2. The contractor will in all solicitations or advertisements for employees placed by or on behalf of the prime contractor, state that all qualified applicants will receive consideration for employment without regard to race, color, religion, national origin, ancestry or sex.

3. The contractor agrees to fully cooperate with the County, the State Equal Employment Opportunity Coordinator and with any other official or agency, or the State or Federal government which seeks to eliminate unlawful employment discrimination, and with all other State and Federal efforts to assure equal employment practices under its contract and the contractor shall comply promptly with all requests and directions from the County, the State Equal Opportunity Coordinator and any of the State of Ohio officials and agencies in this regard, both before and during construction.

4. Full cooperation as expressed in clause (3), above, shall include, but not be limited to, being a witness and permitting employees to be witnesses and complainants in any proceedings involving questions of unlawful employment practices, furnishing all information requested by the County and the State Equal Employment Opportunity Coordinator, and permitting access to its books, records, and accounts by the County and the State Equal Employment Opportunity Coordinator for purposes of investigation to ascertain compliance with applicable rules, regulations and orders.

5. In the event of the contractor's noncompliance with the nondiscrimination clauses of its contract or with any of the said rules, regulations, or orders, its contract may be canceled, terminated, or suspended in whole or in part and the contractor may be declared ineligible for further County construction contracts.

In the event that is contract is terminated for a material breach of EEO requirements, the contractor shall become liable for any and all damages which shall accrue to the County as a result of said breach.

6. The contractor will require the inclusion of language reflecting these same six covenants within every subcontract or purchase order it executes in the performance of its contract unless exempted by rules, regulations or orders of the State Equal Employment Opportunity Coordinator so that these provisions will be binding upon each subcontractor or vendor. The contractor will take such as the County may direct as a means of enforcing such provisions, including sanctions for noncompliance; provided, however, that in any litigation with a subcontractor, vendor or other party as a result of such direction by the County, the contractor may be requested to protect the interests of the County.

The bidder hereby adopts the foregoing covenants?

_____ Yes _____No

PLEASE NOTE: *The bidder's failure to adopt the Bidder's EEO Covenants and complete the foregoing certification will cause the bidder's proposal to be rejected as being non-responsive.*

SECTION K

FINDINGS FOR RECOVERY AFFIDAVIT

FINDINGS FOR RECOVERY AFFIDAVIT

STATE OF _____
COUNTY OF _____, SS:

_____, upon being duly cautioned and sworn, hereby states the following based on personal knowledge:

- 1) That he/she is _____ (title), of _____ (name of bidder) and authorized to execute this affidavit; and,
- 2) That _____ (name of bidder) is not a person or entity against whom a finding for recovery has been issued by the Auditor of State, which finding for recovery is unresolved as defined in Ohio Revised Code [General Provisions] Section 9.24 (B); and,
- 3) That _____ (name of bidder) does not appear in the database of unresolved findings of recovery maintained by the Auditor of State pursuant to Ohio Revised Code [General Provisions] Section 9.24 (D).

Affiant

Sworn to and subscribed in my presence this _____ day of _____, 2020.

Notary Public

My Commission expires: _____

SECTION L

WAGE RATE DETERMINATION



Mike DeWine
Governor

Sheryl Maxfield
Director

PREVAILING WAGE GUIDE

WARREN COUNTY

OHIO DEPARTMENT OF COMMERCE

Division of Industrial Compliance
Bureau of Wage and Hour Administration
6606 Tussing Road, PO Box 4009
Reynoldsburg, Ohio 43068-9009
Phone: 614-644-2239
Fax: 614-728-8639
www.com.ohio.gov
TTY/TDD: 1-800-750-0750

The Ohio Department of Commerce is an Equal Opportunity Employer and Service Provider

This packet of information is provided as a summary of the Prevailing Wage guidelines and responsibilities. The Ohio Revised Code, Chapter 4115 should be referred to for the exact wording of the law. Also included are references and forms which should be helpful in the compliance of the Prevailing Wage Law.

PACKET INFORMATION INDEX

A. The Ohio Department of Commerce-Division of Industrial Compliance, Wage and Hour Administration Investigators and their assigned counties

1. The Wage and Hour Investigators for the State of Ohio are listed with their contact information.
 - a. If you have questions or need assistance pertaining to Prevailing Wage, you can contact the Investigator in your area.

B. Prevailing Wage Guide for Public Authorities

1. Notice of change of the Prevailing Wage Threshold Level.
 - a. A notification will be sent to you when there is a change of the Prevailing Wage threshold level
2. Outline of the Public Authority's responsibilities for Prevailing Wage.
3. Public Authority's Compliance Checklist form.
 - a. A form for tracking the progress of a Prevailing Wage project
4. Request form for Prevailing Wage Rates.
 - a. Prevailing Wage Rates can be obtained on the website www.com.ohio.gov
 - (1) Prevailing Wage Determination Schedule of wages must be attached to and made part of the specifications for the project, and must be printed on the bidding blanks where the work is done by contract.
5. Bid Tabulation form
 - a. A form to be completed and returned to ODOC-DIC-Bureau of Wage and Hour Administration when the contract has been awarded.
6. Prevailing Wage Bonds form
 - a. Information needed to be kept on file by the Prevailing Wage Coordinator when bonds from the Public Authority are used for a project.

C. Prevailing Wage Guidelines for the Public Authority's Coordinator

1. Guideline for the Prevailing Wage Coordinator
 - a. The Prevailing Wage complaint form and instructions can be obtained on the website www.com.ohio.gov
2. Record of the Certified Payroll Reports Received form
 - a. Helpful form for recording the Certified Payroll Reports and the dates received from the contractors and subcontractors.
3. Employee Interview form
 - a. Helpful form for the use by the Prevailing Wage Coordinator when making on-site visits.
4. Employee vs. Independent Contractor
 - a. Helpful questions when determining if a person is an Employee or an Independent Contractor.

D. Prevailing Wage Guide for Contractors

(Incorporate this section in the Specifications or supply copies for the pre-construction meeting.)

1. Outline of responsibilities for the Prevailing Wage Contractor
2. Notification form from the Contractor to the Employee
 - a. The contractor must submit to employees a completed and signed notification form.
 - b. Some Prevailing Wage Coordinators may require a copy of the completed Notification to the Employee form be submitted with the Certified Payroll Reports.
3. Certified Payroll Report form
 - a. The contractor can use any form/format he chooses as long as **ALL** the information has been provided.
4. Certified Payroll Report form instruction sheet
5. Corrected Certified Payroll Report Example
6. Affidavit of Compliance form
 - a. No Public Authority shall make final payment unless the **Final Affidavits** have been filed by the contractors and subcontractors.



Mike DeWine
Governor

Sheryl Maxfield
Director

INVESTIGATORS CONTACT INFORMATION

OHIO DEPARTMENT OF COMMERCE

Division of Industrial Compliance

Bureau of Wage and Hour Administration

6606 Tussing Road, PO Box 4009

Reynoldsburg, Ohio 43068-9009

Phone: 614-644-2239

Fax: 614-728-8639

www.com.ohio.gov

TTY/TDD: 1-800-750-0750

The Ohio Department of Commerce is an Equal Opportunity Employer and Service Provider

OHIO DEPARTMENT OF COMMERCE
Division of Industrial Compliance
Bureau of Wage and Hour Administration
Chief, Stephen Clegg

6606 Tussing Road, PO Box 4009
Reynoldsburg, Ohio 43068-9009
614-644-2239
fax: 614-728-8639
<http://www.com.ohio.gov>

INVESTIGATORS and THEIR HEADQUARTER COUNTY

| | |
|--|--------------|
| #48 Dave Horvath PO Box 1512 Lima, Ohio 45802-1512 Voice: (419) 302-1200 Fax: (614) 728-8639 Dave.Horvath@com.state.oh.us | Allen * |
| #30 Mike McKee P.O. Box 1342 Cambridge, Ohio 43725-2247 Voice/Fax: (740) 432-1987 Michael.McKee@com.state.oh.us | Guernsey* |
| #56 Shawn Miles P.O. Box 2547 North Canton, Ohio 44720 Voice/Fax: (614) 496-9076 Shawn.Miles@com.state.oh.us | Stark * |
| #37 David Rice P.O. Box 41241 Dayton, Ohio 45441 Voice: (740) 502-0883 Fax: (614) 995-7768 Dave.Rice@com.state.oh.us | Montgomery * |
| #35 Sean Seibert P.O. Box 422 Painesville, Ohio 44077-3938 Voice: (614) 557-8662 Fax: (614) 232-9541 Sean.Seibert@com.state.oh.us | Lake * |
| #11 Kela D. Thompson 6606 Tussing Rd, PO Box 4009 Reynoldsburg, Ohio 43068-9009 Voice: (614) 728-5007 Fax: (614) 232-9537 Kela.Thompson@com.state.oh.us | Franklin * |

* Headquarter County

| | |
|--|--|
| Stephen Clegg, Chief 6606 Tussing Road, PO Box 4009 Reynoldsburg, Ohio 43068-9009 Voice: (614) 728-8686 Fax: (614) 728-8639 Stephen.Clegg@com.state.oh.us | #90 Jackie Clark, Supervisor 6606 Tussing Rd, PO Box 4009 Reynoldsburg, Ohio 43068-9009 Voice: (614) 728-5019 Fax: (614) 222-2357 Jackie.Clark@com.state.oh.us |
|--|--|



Mike DeWine
Governor

Sheryl Maxfield
Director

PREVAILING WAGE GUIDE FOR PUBLIC AUTHORITIES

OHIO DEPARTMENT OF COMMERCE

Division of Industrial Compliance
Bureau of Wage and Hour Administration
6606 Tussing Road, PO Box 4009
Reynoldsburg, Ohio 43068-9009
Phone: 614-644-2239
Fax: 614-728-8639
www.com.ohio.gov
TTY/TDD: 1-800-750-0750

The Ohio Department of Commerce is an Equal Opportunity Employer and Service Provider

PREVAILING WAGE THRESHOLD LEVELS

IMPORTANT NOTICE

Before advertising for bids, contracting, or undertaking construction with its own forces, to construct a public improvement, the Public Authority shall have the Ohio Department of Commerce-Division of Industrial Compliance, Bureau of Wage and Hour Administration determine the prevailing rates of wages for workers employed on the public improvement. The wage determination must be included in the project specifications and printed on the bidding blanks where work is done by contract.

| | |
|---|------------------|
| “New” construction threshold for <i>Building Construction</i>: | \$250,000 |
|---|------------------|

| | |
|---|-----------------|
| “Reconstruction, enlargement, alteration, repair, remodeling, renovation, or painting” threshold level for <i>Building Construction</i>: | \$75,000 |
|---|-----------------|

| |
|-------------------------------|
| As of January 1, 2018: |
|-------------------------------|

| | |
|---|-----------------|
| “New” construction that involves <i>roads, streets, alleys, sewers, ditches and other works connected to road or bridge construction</i> threshold level has been adjusted to: | \$91,150 |
|---|-----------------|

| | |
|---|-----------------|
| “Reconstruction, enlargement, alteration, repair, remodeling, renovation, or painting” that involves <i>roads, streets, alleys, sewers, ditches and other works connected to road or bridge construction</i> threshold level has been adjusted to: | \$27,309 |
|---|-----------------|

- A) Thresholds are to be adjusted biennially by the Director of the Ohio Department of Commerce.
- B) Biennial adjustments to threshold levels are made according to the Building Cost for Skilled Labor Index published by McGraw-Hill’s Engineering News-Record, but may not increase or decrease more than 3% for any year.

If there are questions concerning this notification, please contact:

Ohio Department of Commerce
 Division of Industrial Compliance
 Bureau of Wage and Hour Administration
 6606 Tussing Road, PO Box 4009
 Reynoldsburg, Ohio 43068-9009
 Phone: 614-644-2239
 Fax: 614-728-8639
www.com.ohio.gov

Public Authority Responsibilities
ORC Chapter 4115: Wages and Hours on Public Works
(Prevailing Wage Coordinator)

1. Before advertising for bids, contracting, or undertaking construction with its own forces, to construct a public improvement, the public authority shall have the Ohio Department of Commerce, Division of Industrial Compliance, Bureau of Wage and Hour Administration determine the prevailing rates of wages for workers employed on the public improvement. The wage determination must be included in the project specifications and printed on the bidding blanks where work is done by contract.
 - a) "New" construction has a threshold level of \$250,000.
 - b) "Reconstruction, enlargement, alteration, repair, remodeling, renovation, or painting" has a threshold level of \$75,000.
 - c) "New" construction that involves roads, streets, alleys, sewers, ditches and other works connected to road or bridge construction has a threshold level of \$84,314.
 - d) "Reconstruction, enlargement, alteration, repair, remodeling, renovation, or painting" that involves roads, streets, alleys, sewers, ditches and other works connected to road or bridge construction has a threshold of \$25,261.
 - i.) Thresholds are to be adjusted biennially by the Director of Ohio Department of Commerce, Division of Industrial Compliance, Bureau of Wage and Hour Administration.
 - ii.) Biennial adjustments to threshold levels are made according to the Price Deflator for Construction Index, United States Department of Commerce, Bureau of the Census, but may not increase or decrease more than 3% for any year.
2. Every contract for public work shall contain a provision that each worker employed by the contractor or subcontractor, or other person about or upon the public work, must be paid the prevailing rate of wages.
3. If contracts are not awarded or construction undertaken within ninety days (90) from the date of the determination of the prevailing wage there shall be a re-determination of the wage rates before the contract is awarded.
4. Within **seven (7) working days** after the receipt of notification of a change in the prevailing wage rates, the public authority shall notify all affected contractors and subcontractors. If it is determined that a contractor or subcontractor has violated sections 4115.03 to 4115.16 of the Ohio Revised Code because they were not notified as required, **the public authority is liable** for any back wages, fines, damages, court costs and attorney's fees for the period of time covering the receipt of wage changes, until they give the required notice.
5. No public authority shall award a contract for a public improvement to any contractor or subcontractor whose name appears on the list of debarred contractors. This list is filed with the Secretary of State by the Ohio Department of Commerce-Division of Industrial Compliance & Labor-Bureau of Wage and Hour Administration **The filing of the notice of conviction with the secretary of state constitutes notice to all public authorities.** These contractors are prohibited from working on public improvements for periods ranging from one to three years. The list of debarred contractors can be located on the website www.com.ohio.gov/laws
6. A public authority must designate and appoint **one of its own employees** to serve as the Prevailing Wage Coordinator during the life of the contract for constructing the public improvement. A Prevailing Wage Coordinator must be appointed no later than ten days before the first payment of wages by contractors to employees working on the public improvement.

PUBLIC AUTHORITY'S COMPLIANCE CHECKLIST FOR PREVAILING WAGE

| | | |
|-----------------------|-----|---|
| Project: | | Number: |
| Department: | | Phone#: |
| PW Coordinator: | | Phone#: |
| Architect/Engineer: | | Phone#: |
| Contractor: | | Phone#: |
| Contact Person: | | Title: |
| General Contractor: | | Prime Contractor: |
| | | Construction Mgr: |
| Date Completed | | Compliance Item Description |
| | 1. | Request Prevailing Wage Determination Schedule from ODOC-DIC-Wage & Hour |
| | 2. | Received Prevailing Wage Determination Schedule |
| | 3. | Incorporate Determination Schedule in Specs./Bidding Blanks |
| | 4. | Incorporate notice of Prevailing Wage requirements in Invitation for Bids/Notice to Bidders |
| | 5. | Incorporate Prevailing Wage requirements in Contract |
| | 6. | Submit complete Invitation for Bid to ODOC-DIC-Wage & Hour |
| | 7. | Invitation for Bids |
| | 8. | Bid Opening |
| | 9. | Check Listing of Violators |
| | 10. | Award of Contract. (see note) |
| | 11. | Submit Bid Tabulation/Award to ODOC-DIC-WAGE & HOUR |
| | 12. | Notice to Successful Bidder |
| | 13. | Work Commenced...(see note) |
| | 14. | Appoint Prevailing Wage Coordinator |
| | 15. | Received list of Subcontractors' names, addresses, phone #'s & email's |
| | 16. | Received Payroll Date Schedule |
| | 17. | Received Registered Apprenticeship Agreement Certifications |
| | 18. | Received Deduction Agreements |
| | 19. | Received Payroll Reports with Certification...(see attachment) |
| | 20. | Visited project site |
| | 21. | Received Changes to Determination Schedule |
| | 22. | Notice to Contractors of Determination Schedule change |
| | 23. | Request Final Compliance Affidavit from contractors & subcontractors |
| | 24. | Received Final Affidavits from all contractors & subcontractors |
| | 25. | Certify Final Payment |

Note: If contract is not awarded or construction undertaken within 90 days from the date of establishment of the Prevailing Wage Rates, a re-determination of the Prevailing Wage Rates is required.

REQUEST FOR STATE OF OHIO PREVAILING WAGE RATES

| | |
|------|--|
| Date | (Mark (X) One) <input type="checkbox"/> ~ Residential <input type="checkbox"/> ~ Construction |
|------|--|

Project Information (only one project and one county per request form please)

| | | |
|-------------------|--------------|---|
| County of Project | Project Name | This form MUST be filled out COMPETELY & CORRECTLY for us to process your request. Forms not completed correctly will be RETURNED TO THE SENDER. |
| Site Address | City | |

| | |
|------------------------|---|
| Owner/Public Authority | Prevailing Wage Rates can be obtained on the website www.com.ohio.gov |
|------------------------|---|

| | | |
|----------------------------|-------------------|--|
| Address | Telephone Number | ODOC-DIC-WAGE & HOUR DATE STAMP |
| City | Zip Code | |
| PW Coordinator | Telephone Number | |
| Issuing Authority of Bonds | Type of Financing | |
| | | |

| | |
|--|--|
| Estimated Total Overall Project Cost <input type="checkbox"/> New Construction <input type="checkbox"/> "Old" Construction * | PLEASE MAIL THIS REQUEST TO: Ohio Department of Commerce Division of Industrial Compliance Bureau of Wage & Hour Administration 6606 Tussing Road, PO Box 4009 Reynoldsburg, Ohio 43068-9009 PHONE: (614) 644-2239 FAX: (614) 728-8639 |
|--|--|

A copy of this form will be returned to you with your wage rates. You must send that copy to us with your bid tabulations once the contract has been awarded.

| | |
|---------------------------------|--|
| Expected Date of Contract Award | PHONE: (614) 644-2239 FAX: (614) 728-8639 |
| Projected Completion Date | |

| | |
|---|--|
| Send Wage Rates to: (contractors are charged \$5.00 per county) | ODOC-DIC-W&H DATE STAMP (bid tab) |
|---|--|

| | |
|---|--|
| <input type="checkbox"/> Mail <input type="checkbox"/> Pick Up <input type="checkbox"/> Federal Express Account Number | |
|---|--|

| | |
|------|-----------------------------|
| Name | Company or Public Authority |
|------|-----------------------------|

| | | |
|---------|--|--|
| Address | | |
| | | |

| | | |
|------|-----|------------------|
| City | Zip | Telephone Number |
|------|-----|------------------|

* "Old" construction is reconstruction, enlargement, alteration, repair, remodeling, renovation, or painting.

INDUSTRIAL DEVELOPMENT BONDS

| Bond Projects require the Public Authority to keep the following information on file | | | |
|---|------|---------|--------------|
| 1. Type of Bonds issued: | | Amount: | |
| 2. The total cost of the Project: | | | |
| 3. The other type of financing involved in the project: | | | |
| 4. Portion of the project being constructed with each type of financing: | | | |
| 5. Are Prevailing Wage Rates being applied to all construction on the project: <input type="checkbox"/> Yes <input type="checkbox"/> No | | | |
| 6. The name of the political subdivision who issued the bonds: | | | |
| 7. When were the bonds issued: | | | |
| 8. For what purpose were the bonds issued: | | | |
| 9. Who handles the funds once the bonds are sold: | | | |
| 10. Who is the lending institution that purchased the bonds: | | | |
| 11. How are the funds to be paid out: | | | |
| 12. When are the funds to be paid out: | | | |
| 13. Who is the Bond Council: | | | |
| 14. Who has been appointed as the Prevailing Coordinator: | | | |
| PWC Address: | | | |
| City: | OHIO | Zip: | Telephone #: |
| 15. Obtain a copy of the inducement and other official documents for the issuance of the bonds. | | | |



Mike DeWine
Governor

Sheryl Maxfield
Director

PREVAILING WAGE GUIDELINES
FOR THE
PUBLIC AUTHORITY'S
PW COORDINATOR

OHIO DEPARTMENT OF COMMERCE

Division of Industrial Compliance and Labor

Bureau of Wage and Hour Administration

6606 Tussing Road, PO Box 4009

Reynoldsburg, Ohio 43068-9009

Phone: 614-644-2239

Fax: 614-728-8639

www.com.ohio.gov

TTY/TDD: 1-800-750-0750

The Ohio Department of Commerce is an Equal Opportunity Employer and Service Provider

Prevailing Wage Coordinator Guidelines

For more detailed information please refer to Chapter 4115 of the Ohio Revised Code

- A. Attend any pre-bid and/or pre-construction meetings.
 - 1. To explain the prevailing wage rate requirements.
 - 2. To explain the contractor's responsibilities.
- B. Set up and maintain files containing all contractors' and subcontractors' payroll reports, affidavits, and related documents. These files must be available for public inspection.
- C. Obtain from each contractor a list of their subcontractors' names, addresses, telephone numbers, and email addresses.
- D. Require each contractor and subcontractor to provide their project dates. This will be used to make a time schedule for receiving their certified payrolls.
- E. Obtain from each contractor, the name and address of their Bonding\Surety Company.
- F. Obtain from out-of-state corporations, the name and address of their Statutory Agent. (This agent must be located in the State of Ohio and registered with the Ohio Secretary of State.)
 - 1. Records made in connection with the public improvement must not be removed from the State of Ohio for the period of one year following the completion of the project.
- G. Supply contractors with any changes in the Prevailing Wage Rates.
- H. Within two weeks after the first pay, obtain a certified payroll report from each contractor. A certified report is one that is sworn to and signed by the contractor.
 - 1. If the job will exceed four months, all reports after the initial report can be filed once per month. (The initial report must be filed within two weeks.)
 - 2. If the job will last less than four months, all reports are to be filed weekly after the initial report.
- I. Establish and follow procedures to monitor compliance by contractors and subcontractors.
 - 1. Visit project to verify posting requirements and job classifications.
 - 2. Review certified payroll reports to ensure they are submitted in a timely fashion and complete with the following information for each employee:
 - a) Name, current address, and their social security number or last 4 when permitted
 - b) Classification (must be specific for laborers and operators, including level)
 - c) Hours worked on the project
 - d) Hourly rate
 - e) Fringe benefits, if applicable
 - f) Total hours worked for the week (all jobs)
 - g) Gross wages, all deductions, net pay
 - 3. Compare rates and fringes reported to rates in prevailing wage schedule.
- J. Upon completion of the project and prior to the final payment, require an affidavit of compliance from each contractor and subcontractor. **No public authority shall make final payment to any contractor or subcontractor unless the final affidavits have been filed by the respective contractor and subcontractor. (O.R.C. section 4115.07)**
- K. Report any non-compliance to Ohio Department of Commerce, Division of Industrial Compliance, Bureau of Wage & Hour Administration. The PW complaint form and instructions can be obtained on the website www.com.ohio.gov.

RECORD OF THE CERTIFIED PAYROLL REPORTS RECEIVED

| | | |
|-----------------------------|--------------------------|----------------------------------|
| Project: | | Number: |
| Contractor: | | Phone #: Email: |
| General Contractor: | Prime Contractor: | Subcontractor: |
| Date work commenced: | Completed: | Final Affidavit: |

| Payroll | Payroll Date | Date Received | Payroll | Payroll Date | Date Received |
|---------|--------------|---------------|---------|--------------|---------------|
| 1 | | | 33 | | |
| 2 | | | 34 | | |
| 3 | | | 35 | | |
| 4 | | | 36 | | |
| 5 | | | 37 | | |
| 6 | | | 38 | | |
| 7 | | | 39 | | |
| 8 | | | 40 | | |
| 9 | | | 41 | | |
| 10 | | | 42 | | |
| 11 | | | 43 | | |
| 12 | | | 44 | | |
| 13 | | | 45 | | |
| 14 | | | 46 | | |
| 15 | | | 47 | | |
| 16 | | | 48 | | |
| 17 | | | 49 | | |
| 18 | | | 50 | | |
| 19 | | | 51 | | |
| 20 | | | 52 | | |
| 21 | | | 53 | | |
| 22 | | | 54 | | |
| 23 | | | 55 | | |
| 24 | | | 56 | | |
| 25 | | | 57 | | |
| 26 | | | 58 | | |
| 27 | | | 59 | | |
| 28 | | | 60 | | |
| 29 | | | 61 | | |
| 30 | | | 62 | | |
| 31 | | | 63 | | |
| 32 | | | 64 | | |

PREVAILING WAGE INVESTIGATION\EMPLOYEE INTERVIEW

Failure to complete this interview form may reduce our ability to recover back wages which may be owed to you.

| | | | |
|---|--------------------------------|---|--------------------------|
| Project: | | Case #: | |
| Address: | | City: | County: |
| Employee Name: | | Last 4 digits of the SS#: | |
| Address: | City: | State: | Zip: |
| Telephone #: (Home) | (Work) | Email: | Best time to be reached: |
| Another source by which we can contact you.(Someone not living at your address): | | | |
| Name: | | Relationship: | Telephone #: |
| Contractor's Name: | | Telephone #: | |
| Address: | | City: | State: Zip: |
| Date hired: | Date started on this project : | Approximate hours - Straight time: | Overtime: |
| Method of recording hours: <input type="checkbox"/> Time Card <input type="checkbox"/> Called into office | | Recorded by: <input type="checkbox"/> Employee <input type="checkbox"/> Foreman | |
| Did you keep a personal record of your hours worked on this project? <input type="checkbox"/> Yes <input type="checkbox"/> No | | Do you have check stubs? <input type="checkbox"/> Yes <input type="checkbox"/> No | |
| Did anyone else keep a personal record ? <input type="checkbox"/> Yes <input type="checkbox"/> No | | If yes, who: | |
| List your job classification(s): | | <input type="checkbox"/> Journeyman <input type="checkbox"/> Helper <input type="checkbox"/> Apprentice - Level | |
| List your specific job duties: | | List tools\equipment used: | |
| Hourly rate of pay for this project: | | Your regular rate of pay: | |
| Fringe benefits paid by contractor: <input type="checkbox"/> None <input type="checkbox"/> Health Insurance <input type="checkbox"/> Life Insurance <input type="checkbox"/> Pension <input type="checkbox"/> Bonus ~ Vacation - Amount _____ <input type="checkbox"/> Holidays - Amount _____ <input type="checkbox"/> Apprenticeship training <input type="checkbox"/> Profit Sharing ~ Other (list): | | | |
| Did you work overtime? <input type="checkbox"/> Yes <input type="checkbox"/> No | | Were hours over 40 per week paid at time and one half? <input type="checkbox"/> Yes <input type="checkbox"/> No | |
| When is your pay day? | | Method of payment: <input type="checkbox"/> Check <input type="checkbox"/> Cash <input type="checkbox"/> Direct Deposit | |
| List names of co-workers on this project: | | | |
| Comments: | | Please provide a detailed list of the dates, times and hours worked within each classification that may apply to the work performed on a separate sheet. | |
| SIGNATURE AND NOTARY | | | |
| Affiant is further informed that Section 2921.13 of the Ohio Revised Code provides a penalty of a misdemeanor of the first degree and that prosecution will be pursued of those persons who "knowingly swear or affirm the truth of a false statement when ...the statement is sworn or affirmed before a notary public..." Sworn to before me and subscribed by the said: _____ In my presence this _____ day of _____, 20_____. _____ Notary Public | | I hereby certify that this is a true statement to the best of my knowledge and belief. Signature _____ Date _____ Return to: Ohio Department of Commerce Division of Industrial Compliance & Labor Bureau of Wage and Hour Administration 6606 Tussing Road P.O. Box 4009 Reynoldsburg, Ohio 43068-9009 (614) 644-2239 www.com.ohio.gov | |
| Signature of PW Coordinator: | | Date: | |

EMPLOYEE VS. INDEPENDENT CONTRACTOR

| | | | | | | |
|----------|---|---|---|-----------------------------|---|------------------------|
| EMPLOYEE | ↔ | <input checked="" type="checkbox"/> YES | Does the employer have the right to control and direct worker? | <input type="checkbox"/> NO | ↔ | INDEPENDENT CONTRACTOR |
| EMPLOYEE | ↔ | <input checked="" type="checkbox"/> YES | Does the worker receive instructions about how and where the work is to be done instead of the employer merely specifying the desired result? | <input type="checkbox"/> NO | ↔ | INDEPENDENT CONTRACTOR |
| EMPLOYEE | ↔ | <input checked="" type="checkbox"/> YES | Is payment based on time spent rather than a set price for the work to be performed? | <input type="checkbox"/> NO | ↔ | INDEPENDENT CONTRACTOR |
| EMPLOYEE | ↔ | <input checked="" type="checkbox"/> YES | Does the worker devote virtually all his working time to the employer rather than offering services to the general public? | <input type="checkbox"/> NO | ↔ | INDEPENDENT CONTRACTOR |
| EMPLOYEE | ↔ | <input checked="" type="checkbox"/> YES | Does the worker performing services make their services available to the general public and/or other businesses? | <input type="checkbox"/> NO | ↔ | INDEPENDENT CONTRACTOR |
| EMPLOYEE | ↔ | <input checked="" type="checkbox"/> YES | Is there a continuing relationship between employer and worker? | <input type="checkbox"/> NO | ↔ | INDEPENDENT CONTRACTOR |
| EMPLOYEE | ↔ | <input checked="" type="checkbox"/> YES | Can the worker be discharged at will? | <input type="checkbox"/> NO | ↔ | INDEPENDENT CONTRACTOR |
| EMPLOYEE | ↔ | <input checked="" type="checkbox"/> YES | Did the employer train the worker for the job? | <input type="checkbox"/> NO | ↔ | INDEPENDENT CONTRACTOR |
| EMPLOYEE | ↔ | <input checked="" type="checkbox"/> YES | Does the employer have employees performing the same work as the independent contractor? | <input type="checkbox"/> NO | ↔ | INDEPENDENT CONTRACTOR |

EMPLOYEE VS. INDEPENDENT CONTRACTOR-continued

EMPLOYEE ↔ YES NO ↔ INDEPENDENT CONTRACTOR
Does the worker perform services personally rather than delegating them to others?

EMPLOYEE ↔ YES NO ↔ INDEPENDENT CONTRACTOR
Does the employer set a specific time when the individual services are to be performed?

EMPLOYEE ↔ YES NO ↔ INDEPENDENT CONTRACTOR
Does the employer furnish the tools and materials used by the worker performing services?

EMPLOYEE ↔ YES NO ↔ INDEPENDENT CONTRACTOR
Is the employer assuming all the financial risk, rather than the worker making a significant financial investment in the job and having the opportunity to realize a profit or loss from the work?

EMPLOYEE ↔ YES NO ↔ INDEPENDENT CONTRACTOR
Does the individual performing the services publicly advertise these services in for example, the newspaper or yellow pages ?

EMPLOYEE ↔ YES NO ↔ INDEPENDENT CONTRACTOR
Does the individual performing the services have a business license?

EMPLOYEE ↔ YES NO ↔ INDEPENDENT CONTRACTOR
Does the individual performing the services operate d.b.a. or under a tradename?



Mike DeWine
Governor

Sheryl Maxfield
Director

PREVAILING WAGE GUIDE FOR CONTRACTORS

OHIO DEPARTMENT OF COMMERCE

Division of Industrial Compliance
Bureau of Wage and Hour Administration
6606 Tussing Road, PO Box 4009
Reynoldsburg, Ohio 43068-9009
Phone: 614-644-2239
Fax: 614-728-8639
www.com.ohio.gov
TTY/TDD: 1-800-750-0750

The Ohio Department of Commerce is an Equal Opportunity Employer and Service Provider

OHIO DEPARTMENT OF COMMERCE
Division of Industrial Compliance
Bureau of Wage and Hour Administration
Chief, Stephen Clegg

6606 Tussing Road, PO Box 4009
Reynoldsburg, Ohio 43068-9009
614-644-2239
fax: 614-728-8639
<http://www.com.ohio.gov>

INVESTIGATORS and THEIR HEADQUARTER COUNTY

| | |
|--|--------------|
| #48 Dave Horvath PO Box 1512 Lima, Ohio 45802-1512 Voice: (419) 302-1200 Fax: (614) 728-8639 Dave.Horvath@com.state.oh.us | Allen * |
| #30 Mike McKee P.O. Box 1342 Cambridge, Ohio 43725-2247 Voice/Fax: (740) 432-1987 Michael.McKee@com.state.oh.us | Guernsey* |
| #56 Shawn Miles P.O. Box 2547 North Canton, Ohio 44720 Voice/Fax: (614) 496-9076 Shawn.Miles@com.state.oh.us | Stark * |
| #37 David Rice P.O. Box 41241 Dayton, Ohio 45441 Voice/Fax: (740) 502-0883 Dave.Rice@com.state.oh.us | Montgomery * |
| #35 Sean Seibert P.O. Box 422 Palmsville, Ohio 44077-3938 Voice: (614) 557-8662 Fax: (614) 232-9541 Sean.Seibert@com.state.oh.us | Lake * |
| #11 Kela D. Thompson 6606 Tussing Rd, PO Box 4009 Reynoldsburg, Ohio 43068-9009 Voice: (614) 728-5007 Fax: (614) 232-9537 kela.thompson@com.state.oh.us | Franklin * |

* **Headquarter County**

| | |
|--|--|
| Stephen Clegg, Chief 6606 Tussing Road, PO Box 4009 Reynoldsburg, Ohio 43068-9009 Voice: (614) 728-8686 Fax: (614) 728-8639 Stephen.Clegg@com.state.oh.us | #90 Jackie Clark, Supervisor 6606 Tussing Rd, PO Box 4009 Reynoldsburg, Ohio 43068-9009 Voice: (614) 728-5019 Fax: (614) 222-2357 Jackie.Clark@com.state.oh.us |
|--|--|



PREVAILING WAGE CONTRACTOR RESPONSIBILITIES

This is a summary of prevailing wage contractors' responsibilities. For more detailed information please refer to Chapter 4115 of the Ohio Revised Code

General Information

Ohio's prevailing wage laws apply to all public improvements financed in whole or in part by public funds when the total overall project cost is fairly estimated to be more than \$250,000 for new construction or \$75,000 for reconstruction, enlargement, alteration, repair, remodeling, renovation, or painting.

Ohio's prevailing wage laws apply to all public improvements financed in whole or in part by public funds when the total overall project cost is fairly estimated to be more than \$91,150 for new construction that involves roads, streets, alleys, sewers, ditches and other works connected to road or bridge construction or \$27,309 for reconstruction, enlargement, alteration, repair, remodeling, renovation, or painting of a public improvement that involves roads, streets, alleys, sewers, ditches and other works connected to road or bridge construction.

- a) Thresholds are to be adjusted biennially by the Administrator of Ohio Department of Commerce, Division of Industrial Compliance and Labor, Bureau of Wage and Hour Administration
- b) Biennial adjustments to threshold levels are made according to the Price Deflator for Construction Index, United States Department of Commerce, Bureau of the Census*, but may not increase or decrease more than 3% for any year

Penalties for violation

Violators are to be assessed the wages owed, plus a penalty of 100% of the wages owed.

Intentional Violations

If an intentional violation is determined to have occurred, the contractor is prohibited from contracting directly or indirectly with any public authority for the construction of a public improvement. Intentional violation means "a willful, knowing, or deliberate disregard for any provision" of the prevailing wage law and includes but is not limited to the following actions:

- Intentional failure to submit payroll reports as required, or knowingly submitting false or erroneous reports.
- Intentional misclassification of employees for the purpose of reducing wages.
- Intentional misclassification of employees as independent contractors or as apprentices.
- Intentional failure to pay the prevailing wage.
- Intentional failure to comply with the allowable ratio of apprentices to skilled workers as required by the regulations established by Ohio Department of Commerce, Division of Industrial Compliance and Labor, Bureau of Wage and Hour Administration.
- Intentionally employing an officer, of a contractor or subcontractor, that is known to be prohibited from contracting, directly or indirectly, with a public authority.



Responsibilities

- A. Pay the prevailing rate of wages as shown in the wage rate schedules issued by the Ohio Department of Commerce, Division of Industrial Compliance and Labor, Bureau of Wage and Hour Administration, for the classification of work being performed.
 1. Wage rate schedules include all modifications, corrections, escalations, or reductions to wage rates issued for the project.
 2. Overtime must be paid at time and one-half the employee's base hourly rate. Fringe benefits are paid at straight time rate for all hours including overtime.
 3. Prevailing wages must be paid in full without any deduction for food, lodging, transportation, use of tools, etc.; unless, the employee has voluntarily consented to these deductions in writing. The public authority and the Director of Ohio Department of Commerce, Division of Industrial Compliance and Labor, Bureau of Wage and Hour Administration - must approve these deductions as fair and reasonable. Consent and approval must be obtained before starting the project.

- B. Use of Apprentices and Helpers cannot exceed the ratios permitted in the wage rate schedules.
 1. Apprentices must be registered with the U.S. Department of Labor Bureau of Apprenticeship and Training.
 2. Contractors must provide the Prevailing Wage Coordinator a copy of the Apprenticeship Agreement for each apprentice on the project.

- C. Keep full and accurate payroll records available for inspection by any authorized representative of the Ohio Department of Commerce, Division of Industrial Compliance, and Labor, Bureau of Wage and Hour Administration or the contracting public authority, including the Prevailing Wage Coordinator. Records should include but are not limited to:
 1. Time cards, time sheets, daily work records, etc.
 2. Payroll ledger\journals and canceled checks\check register.
 3. Fringe benefit records must include program, address, account number, & canceled checks.
 4. Records made in connection with the public improvement must not be removed from the State for one year following the completion of the project.
 5. Out-of-State Corporations must submit to the Ohio Secretary of State the full name and address of their Statutory Agent in Ohio.

- D. Prevailing Wage Rate Schedule must be posted on the job site where it is accessible to all employees.

- E. Prior to submitting the initial payroll report, supply the Prevailing Wage Coordinator with your project dates to schedule reporting of your payrolls.

- F. Supply the Prevailing Wage Coordinator a list of all subcontractors including the name, address, and telephone number for each.
 1. **Contractors are responsible for their subcontractors' compliance with requirements of Chapter 4115 of the Ohio Revised Code.**



**Department
of Commerce**

Division of Industrial Compliance

- G. Before employees start work on the project, supply them with written notification of their job classification, prevailing wage rate, fringe benefit amounts, and the name of the Prevailing Wage Coordinator for the project. A copy of the completed signed notification should be submitted to Prevailing Wage Coordinator.
- H. Supply all subcontractors with the Prevailing Wage Rates and changes.
- I. Submit certified payrolls within two (2) weeks after the initial pay period. Payrolls must include the following information:
 - 1. Employees' names, addresses, and social security numbers.
 - a. Corporate officers/owners/partners and any salaried personnel who do physical work on the project are considered employees. All rate and reporting requirements are applicable to these individuals.
 - 2. Employees' work classification.
 - a. Be specific about the laborers and/or operators (Group)
 - b. For all apprentices, show level/year and percent of journeyman's rate
 - 3. Hours worked on the project for each employee.
 - a. The number of hours worked in each day and the total number of hours worked each week.
 - 4. Hourly rate for each employee.
 - a. The minimum rate paid must be the wage rate for the appropriate classification. The Department's Wage Rate Schedule sets this rate.
 - b. All overtime worked is to be paid at time and one-half for all hours worked more than forty (40) per week.
 - 5. Where fringes are paid into a bona fide plan instead of cash, list each benefit and amount per hour paid to program for each employee.
 - a. When the amount contributed to the fringe benefit plan and the total number of hours worked by the employee on all projects for the year are documented, the hourly amount is calculated by dividing the total contribution of the employer by the total number of hours worked by the employee.
 - b. When the amount contributed to the fringe benefit is documented but not the total hours worked, the hourly amount is calculated by **dividing the total yearly contribution by 2080**.
 - 6. Gross amount earned on all projects during the pay period.
 - 7. Total deductions from employee's wages.
 - 8. Net amount paid.
- J. The reports shall be certified by the contractor, subcontractor, or duly appointed agent stating that the payroll is correct and complete; and that the wage rates shown are not less than those required by the O.R.C. 4115.
- K. Provide a Final Affidavit to the Prevailing Wage Coordinator upon the completion of the project.

PREVAILING WAGE NOTIFICATION to EMPLOYEE

4115.05...the contractor or subcontractor shall furnish each employee **NOT covered by a collective bargaining agreement** written notification of the job classification to which the employee is assigned, the prevailing wage determined to be applicable to that classification, separated into the hourly rate of pay and the fringe payments, and the identity of the prevailing wage coordinator appointed by the public authority. The contractor or subcontractor shall furnish the same notification to each affected employee every time the job classification of the employee is changed.

| | |
|-------------------|-------------|
| Project Name: | Job Number: |
| Contractor: | |
| Project Location: | |

| Prevailing Wage Coordinator | Employee |
|-----------------------------|------------------------|
| Public Authority: | Name: |
| Name of PWC: | Street: |
| Street: | City: |
| City: | State/Zip: |
| State/Zip: | Phone: |
| | Email: |
| Phone: | Last 4 Digits of SS #: |

You will be performing work on this project that falls under these classifications. You will be paid the appropriate rate for the type of work you are performing.

| Classification: | Prevailing Wage Rate Total Package: | Minus your fringe benefits *: | Your hourly base rate and overtime: |
|-----------------|-------------------------------------|-------------------------------|-------------------------------------|
| | | | / |
| | | | / |
| | | | / |
| | | | / |
| | | | / |
| | | | / |

Hourly fringe benefits paid on your behalf by this company (Yearly amount the company pays divided by 2080):

| Fringe | Amount | Fringe | Amount |
|------------------|--------|-------------------------------|--------|
| Health Insurance | | Vacation | |
| Life Insurance | | Holiday | |
| Pension | | Sick Pay | |
| Other (Specify) | | Training | |
| Other (Specify) | | Total Hourly Fringes * | |

| | |
|-------------------------|-------|
| Contractor's Signature: | Date: |
| Employee's Signature: | Date: |

INSTRUCTIONS FOR PREPARING CERTIFIED PAYROLL REPORTS

General

Contractors and subcontractors are required by law to submit certified payroll reports for work on projects covered by Ohio's Prevailing Wage Law. This form meets the reporting requirements established by Ohio Revised Code Chapter 4115. The use of this form is not mandatory; employers may submit their own forms provided that all of the required information is included. This form may be reproduced, or additional copies obtained from:

Ohio Department of Commerce
Division of Industrial Compliance and Labor
Bureau of Wage & Hour Administration
6606 Tussing Rd, P. O. Box 4009
Reynoldsburg, OH 43068-9009
Phone: (614) 644-2239
www.com.ohio.gov

Certified Payroll Heading

Employer name and address: Company's full name and address... Indicate if the company is a subcontractor.

Subcontractor: Check and list the name of the General Contractor or Prime.

Project: Name and location of the project, including county.

Contracting Public Authority: Name and address of the contracting public authority... (Owner of the project).

Week Ending: Month, day, and year for the last day of the reporting period.

Payroll #: Indicate first, second, third, etc. payroll filed by the company for the project.

Page Indicator: number of pages included in the report.

Project Number: Determined by the public authority... if there is no number leave it blank.

Payroll Information by Column

- Employee Name, Address and Social Security number:** This information must be provided for all employees that perform physical labor on the project. Corporate officers, partners, and salaried employees are considered employees and must be paid the prevailing rate. Individual sole proprietors do not have to pay themselves prevailing rate but must report their hours on the project.
- Work Class:** List classification of work actually performed by employee. If unsure of work classification, consult the Ohio department of Commerce, Wage and Hour Bureau. Employees working more than one classification should have separate line entries for each classification. Indicate what year/level for Apprentices. Be specific when using laborer and operator classifications; for example, Backhoe Operator or Asphalt Laborer.
- Hours Worked, Day & Date:** In the first row of column 3 enter days of pay period example; M T W T H F S S. The second row is for the date that corresponds with each day for the pay period. In the employee information section enter the number of hours worked on the prevailing wage project and which day the hours were worked. Separate rows are labeled for (ST) straight time hours and (OT) overtime hours. All hours worked after 40, must be paid at the appropriate overtime rate.
- Project Total Hours:** Total the hours entered for pay period.
- Base Rate:** Enter actual rate per hour paid to the employee. The overtime hourly rate is time and one-half the base rate listed in the prevailing wage schedule plus fringe benefits at straight time rate. The prevailing wage schedule lists the base rate plus fringe benefit amounts. These amounts added together equal the total prevailing wage rate. Employers must pay this total amount in one of three ways.
 - Total rate may be paid in entirety in the base rate to the employee; in which case, the cash designation will be checked for fringe benefits.
 - Total rate may be paid as listed in prevailing wage rate schedule with total fringe amounts paid approved plans.
 - Total rate may be paid with a combination of base rate and fringe payments to approved plans in amounts other than those listed in schedule.
- Project Gross:** Enter total gross wages earned on the project for straight time and overtime. Project hours X base rate should equal project gross.
- Fringes:** If fringe benefits are paid in the hourly base rate, indicate this by marking the **Cash** space. If fringe benefits are paid to approved plans as listed in the prevailing wage rate schedule, mark the space **Approved Plans**. If fringe benefits are paid partially in the base rate and partially to approved plans, mark the space **Cash & Approved plans**. List the hourly amount paid to approved plans for each fringe. If payments are not made on a per hour basis, **calculate the hourly fringe credit by dividing the yearly employer contribution by the lesser of: hours actually worked in the year (these must be documented) or 2080.** Fringe benefits include: **Employer's share** of health insurance, life insurance, retirement plan, bonus/profit sharing, sick pay, holiday pay, personal leave, vacation, and education/training programs. If unsure of a possible fringe benefit, contact the Ohio Department of Commerce - Division of Industrial Compliance and Labor - Bureau of Wage & Hour Administration.
- Total Hours All Jobs:** Total all hours worked during the pay period including non-prevailing wage jobs.
- Total Gross All Jobs:** Gross amount earned in the pay period for all hours worked.
- Self explanatory.
- Self explanatory.



Affidavit of Compliance

Prevailing Wages

I, _____ (Name of person signing affidavit) (Title)

do hereby certify that the wages paid to all employees of

_____ (Company Name)

for all hours worked on the

_____ (Project name and location)

project, during the period from _____ to _____ are in (Project Dates)

compliance with prevailing wage requirements of Chapter 4115 of the Ohio Revised Code. I further certify that no rebates or deductions have been or will be made, directly or indirectly, from any wages paid in connection with this project, other than those provided by law.

_____ (Signature of Officer or Agent)

Sworn to and subscribed in my presence this _____ day of _____, 20_____.

_____ (Notary Public)

The above affidavit must be executed and sworn to by the officer or agent of the contractor or subcontractor who supervises the payment of employees. This affidavit must be submitted to the owner (public authority) before the surety is released or final payment due under the terms of the contract is made.

Prevailing Wage Determination Cover Letter

County: ▼
Determination Date: 03/19/2020
Expiration Date: 06/19/2020

THE FOLLOWING PAGES ARE PREVAILING RATES OF WAGES ON PUBLIC IMPROVEMENTS FAIRLY ESTIMATED TO BE MORE THAN THE AMOUNT IN O.R.C. SEC. 4115.03 (b) (1) or (2), AS APPLICABLE.

Section 4115.05 provides, in part: "Where contracts are not awarded or construction undertaken within ninety days from the date of the establishment of the prevailing wages, there shall be a redetermination of the prevailing rate of wages before the contract is awarded." The expiration date of this wage schedule is listed above for your convenience only. This wage determination is not intended as a blanket determination to be used for all projects during this period without prior approval of this Department.

Section 4115.04, Ohio Revised Code provides, in part: "Such schedule of wages shall be attached to and made a part of the specifications for the work, and shall be printed on the bidding blanks where the work is done by contract..."

The contract between the letting authority and the successful bidder shall contain a statement requiring that mechanics and laborers be paid a prevailing rate of wage as required in Section 4115.06, Ohio Revised Code.

The contractor or subcontractor is required to file with the contracting public authority upon completion of the project and prior to final payment therefore an affidavit stating that he has fully complied with Chapter 4115 of the Ohio Revised Code.

The wage rates contained in this schedule are the "Prevailing Wages" as defined by Section 4115.03, Ohio Revised Code (the basic hourly rates plus certain fringe benefits). These rates and fringes shall be a minimum to be paid under a contract regulated by Chapter 4115 of the Ohio Revised Code by contractors and subcontractors. The prevailing wage rates contained in this schedule include the effective dates and wage rates currently on file. In cases where future effective dates are not included in this schedule, modifications to the wage schedule will be furnished to the Prevailing Wage Coordinator appointed by the public authority as soon as prevailing wage rates increases are received by this office.

"There shall be posted in a prominent and accessible place on the site of work a legible statement of the Schedule of Wage Rates specified in the contract to the various classifications of laborers, workmen, and mechanics employed, said statement to remain posted during the life of such contract." Section 4115.07, Ohio Revised Code.

Apprentices will be permitted to work only under a bona fide apprenticeship program if such program exists and if such program is registered with the Ohio Apprenticeship Council.

Section 4115.071 provides that no later than ten days before the first payment of wages is due to any employee of any contractor or subcontractor working on a contract regulated by Chapter 4115, Ohio Revised Code, the contracting public authority shall appoint one of his own employees to act as the prevailing wage coordinator for said contract. The duties of the prevailing wage coordinator are outlined in Section 4115.071 of the Ohio Revised Code.

Section 4115.05 provides for an escalator in the prevailing wage rate. Each time a new rate is established, that rate is required to be paid on all ongoing public improvement projects.

A further requirement of Section 4115.05 of the Ohio Revised Code is: "On the occasion of the first pay date under a contract, the contractor shall furnish each employee not covered by a collective bargaining agreement or understanding between employers and bona fide organizations of Labor with individual written notification of the job classification to which the employee is assigned, the prevailing wage determined to be applicable to that classification, separated into the hourly rate of pay and the fringe payments, and the identity of the prevailing wage Coordinator appointed by the public authority. The contractor or subcontractor shall furnish the same notification to each affected employee every time the job classification of the employee is changed."

Work performed in connection with the installation of modular furniture may be subject to prevailing wage.

THIS PACKET IS NOT TO BE SEPARATED BUT IS TO REMAIN COMPLETE AS IT IS SUBMITTED TO YOU. (Reference guidelines and forms are included in this packet to be helpful in the compliance of the Prevailing Wage law.)

wh1500

Prevailing Wage Rate Skilled Crafts

Name of Union: Asbestos Local 8 Heat & Frost Insulators

Change # : LCN01-2020fbAsbLoc8

Craft : Asbestos Worker Effective Date : 03/01/2020 Last Posted : 02/26/2020

| | BHR | | Fringe Benefit Payments | | | | | Irrevocable Fund | | Total PWR | Overtime Rate | |
|-----------------------|----------------|---------|-------------------------|---------|---------|--------|---------|------------------|-----------|-----------|---------------|----------|
| | | | H&W | Pension | App Tr. | Vac. | Annuity | Other | LECET (*) | | | MISC (*) |
| Classification | | | | | | | | | | | | |
| Asbestos Insulators | \$30.07 | | \$6.89 | \$9.35 | \$0.41 | \$0.00 | \$2.10 | \$0.00 | \$0.00 | \$0.00 | \$48.82 | \$63.86 |
| Apprentice | | | | | | | | | | | | |
| | Percent | | | | | | | | | | | |
| 1st year | 45.90 | \$13.80 | \$6.89 | \$5.10 | \$0.41 | \$0.00 | \$2.10 | \$0.00 | \$0.00 | \$0.00 | \$28.30 | \$35.20 |
| 2nd year | 53.20 | \$16.00 | \$6.89 | \$6.65 | \$0.41 | \$0.00 | \$2.10 | \$0.00 | \$0.00 | \$0.00 | \$32.05 | \$40.05 |
| 3rd year | 58.20 | \$17.50 | \$6.89 | \$6.65 | \$0.41 | \$0.00 | \$2.10 | \$0.00 | \$0.00 | \$0.00 | \$33.55 | \$42.30 |
| 4th year | 63.20 | \$19.00 | \$6.89 | \$6.65 | \$0.41 | \$0.00 | \$2.10 | \$0.00 | \$0.00 | \$0.00 | \$35.05 | \$44.56 |

Special Calculation Note : No special calculations for this skilled craft wage rate are required at this time.

Ratio :

- 1 Journeymen to 1 Apprentice
- 2 Journeymen to 2 Apprentice
- 3 Journeymen to 3 Apprentice
- 3 Journeymen to 1 Apprentice there After

Jurisdiction (* denotes special jurisdictional note) :

ADAMS, BROWN, BUTLER*, CLERMONT, HAMILTON, HIGHLAND, WARREN*

Special Jurisdictional Note : In Butler County: townships of Fairfield, Hanover, Liberty, Milford, Morgan, Oxford, Ripley, Ross, St. Clair, Union & Wayne. In Warren County: Townships of Deerfield, Hamilton, Harlan, Salem, Union & Washington

Details :

All work in connection with Asbestos Removal, Abatement, Encapsulation, Lead Abatement, Hazardous Materials and Fire Stopping which is performed by employees in the Mechanic or Apprentice Classification shall be covered under the terms of this Agreement.

Prevailing Wage Rate Skilled Crafts

Name of Union: Asbestos Local 50 Zone 1

Change # : LCN02-2019fbLoc50

Craft : Asbestos Worker Effective Date : 07/10/2019 Last Posted : 07/10/2019

| | BHR | | Fringe Benefit Payments | | | | | Irrevocable Fund | | Total PWR | Overtime Rate | |
|------------------------------|----------------|---------|-------------------------|---------|---------|--------|---------|------------------|-----------|-----------|---------------|----------|
| | | | H&W | Pension | App Tr. | Vac. | Annuity | Other | LECET (*) | | | MISC (*) |
| Classification | | | | | | | | | | | | |
| Asbestos Insulation Mechanic | \$32.53 | | \$7.20 | \$7.24 | \$0.44 | \$0.00 | \$2.50 | \$0.15 | \$0.00 | \$0.00 | \$50.06 | \$66.33 |
| Firestop Technician | \$32.53 | | \$7.20 | \$7.24 | \$0.44 | \$0.00 | \$2.50 | \$0.15 | \$0.00 | \$0.00 | \$50.06 | \$66.33 |
| Apprentice | Percent | | | | | | | | | | | |
| 1st year | 52.50 | \$17.08 | \$6.96 | \$0.00 | \$0.40 | \$0.00 | \$0.00 | \$0.15 | \$0.00 | \$0.00 | \$24.59 | \$33.13 |
| 2nd year | 62.83 | \$20.44 | \$6.96 | \$0.91 | \$0.40 | \$0.00 | \$0.00 | \$0.15 | \$0.00 | \$0.00 | \$28.86 | \$39.08 |
| 3rd year | 72.20 | \$23.49 | \$6.96 | \$1.81 | \$0.40 | \$0.00 | \$0.30 | \$0.15 | \$0.00 | \$0.00 | \$33.11 | \$44.85 |
| 4th year | 82.53 | \$26.85 | \$6.96 | \$1.81 | \$0.40 | \$0.00 | \$0.30 | \$0.15 | \$0.00 | \$0.00 | \$36.47 | \$49.89 |

Special Calculation Note : Other is Industry Fund.

Ratio :

4 Journeymen to 1 Apprentice Company Wide
except no apprentice may work on the jobsite without a Mechanic

Jurisdiction (* denotes special jurisdictional note) :

ATHENS, AUGLAIZE, BUTLER*, CLINTON, CRAWFORD, DELAWARE, FAIRFIELD, FAYETTE, FRANKLIN, GUERNSEY, HARDIN, HOCKING, KNOX, LICKING, LOGAN, MADISON, MARION, MORGAN, MORROW, MUSKINGUM, NOBLE, PERRY, PICKAWAY, ROSS, SHELBY, UNION, VINTON, WARREN*

Special Jurisdictional Note : Township of Butler County-Townships of Lemon and Madison. Warren County-Township of Cleer Creek, Franklin, Massie, Turtle Creek and Wayne

Details :

Prevailing Wage Rate Skilled Crafts

Name of Union: Asbestos Local 207 OH

Change # : LCN01-2018fbLoc207OH

Craft : Asbestos Worker Effective Date : 08/23/2018 Last Posted : 08/23/2018

| | BHR | Fringe Benefit Payments | | | | | | Irrevocable Fund | | Total PWR | Overtime Rate |
|--------------------|---------|-------------------------|---------|---------|--------|---------|--------|------------------|----------|-----------|---------------|
| | | H&W | Pension | App Tr. | Vac. | Annuity | Other | LECET (*) | MISC (*) | | |
| Classification | | | | | | | | | | | |
| Asbestos Abatement | \$25.50 | \$7.25 | \$6.45 | \$0.65 | \$0.00 | \$0.00 | \$0.07 | \$0.00 | \$0.00 | \$39.92 | \$52.67 |
| Trainee | \$16.50 | \$7.25 | \$1.50 | \$0.65 | \$0.00 | \$0.00 | \$0.07 | \$0.00 | \$0.00 | \$25.97 | \$34.22 |

Special Calculation Note :

Ratio :

3 Journeymen to 1 Trainee

Jurisdiction (* denotes special jurisdictional note) :

ADAMS, ASHLAND, ASHTABULA*, ATHENS, AUGLAIZE, BROWN, BUTLER*, CARROLL, CHAMPAIGN, CLARK, CLERMONT, CLINTON, COLUMBIANA, COSHOCTON, CRAWFORD, CUYAHOGA, DARKE, DELAWARE, FAIRFIELD, FAYETTE, FRANKLIN, GEAUGA, GREENE, GUERNSEY, HAMILTON, HARDIN, HARRISON, HIGHLAND, HOCKING, HOLMES, HURON, KNOX, LAKE, LICKING, LOGAN, LORAIN, MADISON, MAHONING, MARION, MEDINA, MIAMI, MONTGOMERY, MORGAN, MORROW, MUSKINGUM, NOBLE, PERRY, PICKAWAY, PORTAGE, PREBLE, RICHLAND, ROSS, SHELBY, STARK, SUMMIT, TRUMBULL, TUSCARAWAS, UNION, VINTON, WARREN*, WAYNE

Special Jurisdictional Note : Butler County:(townships of Fairfield,Hanover,Liberty,Milford,Morgan,Oxford,Ripley,Ross,StClair,Union & Wayne.) (Lemon & Madison) Warren County: (townships of: Deerfield, Hamilton, Harlan, Salem, Union & Washington). (Clear Creek, Franklin, Mossie, Turtle Creek & Wayney). Ashtabula County: (post offices & townships of Ashtabula, Austinburg, Geneva, Harperfield, Jefferson, Plymouth & Saybrook) (townships of Andover, Cherry Valley, Colbrook, Canneaut, Denmark, Dorset, East Orwell, Hartsgrrove, Kingville, Lenox, Monroe,Morgan,New Lyme,North Kingsville, Orwell, Pierpoint, Richmond Rock Creek, Rome, Sheffield, Trumbull, Wayne, Williamsfield & Windsor) Erie County:(post offices & townships of Berlin, Berlin Heights,Birmingham,Florence ,Huron, Milan, Shinrock & Vermillion)

Details :

Asbestos & lead paint abatement including, but not limited to the removal or encapsulation of asbestos & lead paint, all work in conjunction with the preparation of the removal of same & all work in conjunction with the clean up after said removal. The removal of all insulation materials, whether they contain asbestos or not, from mechanical systems (pipes, boilers, ducts, flues, breaching, etc.) is recognized as being the exclusive work of the Asbestos Abatement Workers.

On all mechanical systems (pipes, boilers, ducts, flues, breaching, etc.) that are going to be demolished, the removal of all insulating materials whether they contain asbestos or not shall be the exclusive work of the Laborers. An Abatement Journeyman is anyone who has more than 300 hours in the Asbestos Abatement field.

Prevailing Wage Rate Skilled Crafts

Name of Union: Boilermaker Local 105

Change # : LCN02-2013fbLoc 105

Craft : Boilermaker Effective Date : 10/01/2013 Last Posted : 09/25/2013

| | BHR | | Fringe Benefit Payments | | | | | | Irrevocable Fund | | Total PWR | Overtime Rate |
|----------------|---------|---------|-------------------------|---------|---------|--------|---------|--------|------------------|----------|-----------|---------------|
| | | | H&W | Pension | App Tr. | Vac. | Annuity | Other | LECET (*) | MISC (*) | | |
| Classification | | | | | | | | | | | | |
| Boilermaker | \$35.26 | | \$7.07 | \$13.28 | \$0.89 | \$0.00 | \$3.00 | \$0.55 | \$0.00 | \$0.00 | \$60.05 | \$77.68 |
| Apprentice | Percent | | | | | | | | | | | |
| 1st 6 months | 70.03 | \$24.69 | \$7.07 | \$11.30 | \$0.89 | \$0.00 | \$2.10 | \$0.55 | \$0.00 | \$0.00 | \$46.60 | \$58.95 |
| 2nd 6 months | 75.02 | \$26.45 | \$7.07 | \$11.30 | \$0.89 | \$0.00 | \$2.25 | \$0.55 | \$0.00 | \$0.00 | \$48.51 | \$61.74 |
| 3rd 6 months | 80.00 | \$28.21 | \$7.07 | \$11.30 | \$0.89 | \$0.00 | \$2.40 | \$0.55 | \$0.00 | \$0.00 | \$50.42 | \$64.52 |
| 4th 6 months | 85.02 | \$29.98 | \$7.07 | \$11.30 | \$0.89 | \$0.00 | \$2.55 | \$0.55 | \$0.00 | \$0.00 | \$52.34 | \$67.33 |
| 5th 6 months | 87.52 | \$30.86 | \$7.07 | \$13.28 | \$0.89 | \$0.00 | \$2.63 | \$0.55 | \$0.00 | \$0.00 | \$55.28 | \$70.71 |
| 6th 6 months | 90.03 | \$31.74 | \$7.07 | \$13.28 | \$0.89 | \$0.00 | \$2.70 | \$0.55 | \$0.00 | \$0.00 | \$56.23 | \$72.11 |
| 7th 6 months | 92.50 | \$32.62 | \$7.07 | \$13.28 | \$0.89 | \$0.00 | \$2.78 | \$0.55 | \$0.00 | \$0.00 | \$57.19 | \$73.49 |
| 8th 6 months | 95.00 | \$33.50 | \$7.07 | \$13.28 | \$0.89 | \$0.00 | \$2.85 | \$0.55 | \$0.00 | \$0.00 | \$58.14 | \$74.89 |

Special Calculation Note : Other is Supplemental Health and Welfare

Ratio :

5 Journeymen to 1 Apprentice

Jurisdiction (* denotes special jurisdictional note) :

ADAMS, ATHENS, BROWN, BUTLER,
CHAMPAIGN, CLARK, CLERMONT, CLINTON,
FAIRFIELD, FAYETTE, FRANKLIN, GALLIA,
GREENE, GUERNSEY, HAMILTON, HIGHLAND,
HOCKING, JACKSON, LAWRENCE, LICKING,
MADISON, MEIGS, MIAMI, MONTGOMERY,
MORGAN, MUSKINGUM, NOBLE, PERRY,
PICKAWAY, PIKE, PREBLE, ROSS, SCIOTO,
VINTON, WARREN

Special Jurisdictional Note :

Details :

Prevailing Wage Rate Skilled Crafts

Name of Union: Boilermaker Local 154

Change # : LCN01-2012kpLoc 154

Craft : Boilermaker Effective Date : 03/22/2012 Last Posted : 03/22/2012

| | BHR | | Fringe Benefit Payments | | | | | Irrevocable Fund | | Total PWR | Overtime Rate | |
|--|---------|---------|-------------------------|---------|---------|--------|---------|------------------|-----------|-----------|---------------|---------|
| | | | H&W | Pension | App Tr. | Vac. | Annuity | Other | LECET (*) | MISC (*) | | |
| Classification | | | | | | | | | | | | |
| Boilermaker | \$36.17 | | \$8.57 | \$11.28 | \$0.55 | \$0.00 | \$4.25 | \$0.34 | \$0.00 | \$1.40 | \$62.56 | \$80.65 |
| Trainee 60% | \$23.25 | | \$8.57 | \$3.59 | \$0.55 | \$0.00 | \$4.25 | \$0.34 | \$0.00 | \$1.40 | \$41.95 | \$53.57 |
| Trainee 70% | \$27.13 | | \$8.57 | \$3.59 | \$0.55 | \$0.00 | \$4.25 | \$0.34 | \$0.00 | \$1.40 | \$45.83 | \$59.40 |
| Trainee 80% | \$31.00 | | \$8.57 | \$3.59 | \$0.55 | \$0.00 | \$4.25 | \$0.34 | \$0.00 | \$1.40 | \$49.70 | \$65.20 |
| Trainee 90% | \$34.88 | | \$8.57 | \$3.59 | \$0.55 | \$0.00 | \$4.25 | \$0.34 | \$0.00 | \$1.40 | \$53.58 | \$71.02 |
| Apprentice Registered After 11/01/2005 | | | | | | | | | | | | |
| Percent | | | | | | | | | | | | |
| 1st 6 months | 60.00 | \$21.70 | \$8.57 | \$3.59 | \$0.55 | \$0.00 | \$4.25 | \$0.34 | \$0.00 | \$1.40 | \$40.40 | \$51.25 |
| 2nd 6 months | 65.00 | \$23.51 | \$8.57 | \$3.59 | \$0.55 | \$0.00 | \$4.25 | \$0.34 | \$0.00 | \$1.40 | \$42.21 | \$53.97 |
| 3rd 6 months | 70.00 | \$25.32 | \$8.57 | \$3.59 | \$0.55 | \$0.00 | \$4.25 | \$0.34 | \$0.00 | \$1.40 | \$44.02 | \$56.68 |
| 4th 6 months | 75.00 | \$27.13 | \$8.57 | \$3.59 | \$0.55 | \$0.00 | \$4.25 | \$0.34 | \$0.00 | \$1.40 | \$45.83 | \$59.39 |
| 5th 6 months | 80.00 | \$28.94 | \$8.57 | \$3.59 | \$0.55 | \$0.00 | \$4.25 | \$0.34 | \$0.00 | \$1.40 | \$47.64 | \$62.10 |
| 6th 6 months | 85.00 | \$30.74 | \$8.57 | \$3.59 | \$0.55 | \$0.00 | \$4.25 | \$0.34 | \$0.00 | \$1.40 | \$49.44 | \$64.82 |
| 7th 6 months | 90.00 | \$32.55 | \$8.57 | \$3.59 | \$0.55 | \$0.00 | \$4.25 | \$0.34 | \$0.00 | \$1.40 | \$51.25 | \$67.53 |
| 8th 6 months | 95.00 | \$34.36 | \$8.57 | \$3.59 | \$0.55 | \$0.00 | \$4.25 | \$0.34 | \$0.00 | \$1.40 | \$53.06 | \$70.24 |

Special Calculation Note : No special calculations for this skilled craft wage rate are required at this time.

Ratio :
5 Journeymen to 1 Apprentice

Jurisdiction (* denotes special jurisdictional note) :
BUTLER, COLUMBIANA, FAYETTE, JEFFERSON,
LAWRENCE, MERCER, WARREN, WASHINGTON

Special Jurisdictional Note :

Details :

Work includes but not limited to: boiler making, acetylene burning, riveting, chipping, caulking, rigging, fitting-up, grinding, reaming, impact machine operating, unloading, and handling of boilermaker's material and equipment. Boilermakers, Blacksmiths, Forgers, Iron Shipbuilders

Prevailing Wage Rate Skilled Crafts

Name of Union: Bricklayer Local 18

Change # : LCN01-2019fbLoc18

Craft : Bricklayer Effective Date : 06/05/2019 Last Posted : 06/05/2019

| Classification | BHR | | Fringe Benefit Payments | | | | | Irrevocable Fund | | Total PWR | Overtime Rate | |
|-----------------------------|----------------|---------|-------------------------|---------|---------|--------|---------|------------------|-----------|-----------|---------------|----------|
| | | | H&W | Pension | App Tr. | Vac. | Annuity | Other | LECET (*) | | | MISC (*) |
| | | | | | | | | | | | | |
| Bricklayer | \$28.66 | | \$8.75 | \$5.38 | \$0.53 | \$0.00 | \$0.00 | \$0.00 | \$0.00 | \$0.00 | \$43.32 | \$57.65 |
| Stone Mason | \$28.66 | | \$8.75 | \$5.38 | \$0.53 | \$0.00 | \$0.00 | \$0.00 | \$0.00 | \$0.00 | \$43.32 | \$57.65 |
| Pointer Caulker Cleaner | \$28.66 | | \$8.75 | \$5.38 | \$0.53 | \$0.00 | \$0.00 | \$0.00 | \$0.00 | \$0.00 | \$43.32 | \$57.65 |
| Refractory Workers | \$29.66 | | \$8.75 | \$5.38 | \$0.52 | \$0.00 | \$0.00 | \$0.00 | \$0.00 | \$0.00 | \$44.31 | \$59.14 |
| Refractory Worker Hot Pay | \$31.66 | | \$8.75 | \$5.38 | \$0.52 | \$0.00 | \$0.00 | \$0.00 | \$0.00 | \$0.00 | \$46.31 | \$62.14 |
| Sawman | \$28.91 | | \$8.75 | \$5.38 | \$0.53 | \$0.00 | \$0.00 | \$0.00 | \$0.00 | \$0.00 | \$43.57 | \$58.03 |
| Layout Man | \$28.91 | | \$8.75 | \$5.38 | \$0.53 | \$0.00 | \$0.00 | \$0.00 | \$0.00 | \$0.00 | \$43.57 | \$58.03 |
| Free Standing Chimney | \$29.16 | | \$8.75 | \$5.38 | \$0.53 | \$0.00 | \$0.00 | \$0.00 | \$0.00 | \$0.00 | \$43.82 | \$58.40 |
| Apprentice | Percent | | | | | | | | | | | |
| 1st 6 months | 60.00 | \$17.20 | \$8.75 | \$5.38 | \$0.53 | \$0.00 | \$0.00 | \$0.00 | \$0.00 | \$0.00 | \$31.86 | \$40.45 |
| 2nd 6 months | 65.00 | \$18.63 | \$8.75 | \$5.38 | \$0.53 | \$0.00 | \$0.00 | \$0.00 | \$0.00 | \$0.00 | \$33.29 | \$42.60 |
| 3rd 6 months | 70.00 | \$20.06 | \$8.75 | \$5.38 | \$0.53 | \$0.00 | \$0.00 | \$0.00 | \$0.00 | \$0.00 | \$34.72 | \$44.75 |
| 4th 6 months | 75.00 | \$21.50 | \$8.75 | \$5.38 | \$0.53 | \$0.00 | \$0.00 | \$0.00 | \$0.00 | \$0.00 | \$36.16 | \$46.90 |
| 5th 6 months | 80.00 | \$22.93 | \$8.75 | \$5.38 | \$0.53 | \$0.00 | \$0.00 | \$0.00 | \$0.00 | \$0.00 | \$37.59 | \$49.05 |
| 6th 6 months | 85.00 | \$24.36 | \$8.75 | \$5.38 | \$0.53 | \$0.00 | \$0.00 | \$0.00 | \$0.00 | \$0.00 | \$39.02 | \$51.20 |
| 7th 6 months | 90.00 | \$25.79 | \$8.75 | \$5.38 | \$0.53 | \$0.00 | \$0.00 | \$0.00 | \$0.00 | \$0.00 | \$40.45 | \$53.35 |
| 8th 6 months | 95.00 | \$27.23 | \$8.75 | \$5.38 | \$0.53 | \$0.00 | \$0.00 | \$0.00 | \$0.00 | \$0.00 | \$41.89 | \$55.50 |
| MASON FINISHER 1st 180 Days | 45.00 | \$12.90 | \$0.00 | \$0.00 | \$0.00 | \$0.00 | \$0.00 | \$0.00 | \$0.00 | \$0.00 | \$12.90 | \$19.35 |
| | 45.00 | \$12.90 | \$8.75 | \$0.00 | \$0.00 | \$0.00 | \$0.00 | \$0.00 | \$0.00 | \$0.00 | \$21.65 | \$28.10 |

| | | | | | | | | | | | | | |
|-----------------------------------|-------|---------|--------|--------|--------|--------|--------|--------|--------|--------|---------|---------|--|
| 1st Year H&W after 6 months | | | | | | | | | | | | | |
| 2nd Year | 50.00 | \$14.33 | \$8.75 | \$0.00 | \$0.00 | \$0.00 | \$0.00 | \$0.00 | \$0.00 | \$0.00 | \$23.08 | \$30.25 | |

Special Calculation Note : **In order to utilize a Pre-Apprentice, you must have 1 Registered Apprentice in your employ.

Ratio :

- 1-2 Journeyman to 1 Apprentice
- 3-4 Journeyman to 2 Apprentice
- 5-6 Journeyman to 2 Apprentice
- 7-10 Journeyman to 3 Apprentice

- 1 Apprentice permits 1 Mason Trainee
- 2 Apprentice permits 1 Mason Trainee
- 3 Apprentice permits 2 Mason Trainees
- 4 Apprentice permits 2 Mason Trainees

For each additional 5 Journeyman to 1 Apprentice,
for every 3 additional Apprentices, 1 Mason Finisher
may be added

Special Jurisdictional Note : In Preble County the following townships are included: (Dixon, Gasper, Graits, Israel, Lanier and Somers)

Details :

MASON FINISHER: duties shall be to work in all aspects of Masonry construction taking direction from the employer and the Journeyman Bricklayer & Stone Mason's working on the job. Mason Finisher's may work on job site only when a registered apprentice is on job and the ratios in table above will strictly be enforced.

Refractory work is classified as working with any of the following materials:
Acid brick, carbon black brick or carbon black block, firebrick grinding, plastics (with a gun)
and any resinous cement.

Fifty cents (\$0.50) per hour above scale shall be paid to employees working on free standing industrial or institutional chimneys which are completely detached from any building structure.

Jurisdiction (* denotes special jurisdictional note) :

BROWN, BUTLER, CLERMONT, HAMILTON,
PREBLE*, WARREN

Prevailing Wage Rate Skilled Crafts

Name of Union: Bricklayer Local 18 Tile Finisher

Change # : LCN01-2019fbLoc18

Craft : Bricklayer Effective Date : 09/04/2019 Last Posted : 09/04/2019

| Classification | BHR | | Fringe Benefit Payments | | | | | Irrevocable Fund | | Total PWR | Overtime Rate | |
|---|----------------|---------|-------------------------|---------|---------|--------|---------|------------------|-----------|-----------|---------------|----------|
| | | | H&W | Pension | App Tr. | Vac. | Annuity | Other | LECET (*) | | | MISC (*) |
| Bricklayer Tile Marble Terrazzo Finisher | \$24.69 | | \$9.22 | \$5.10 | \$0.50 | \$0.00 | \$0.00 | \$0.00 | \$0.00 | \$0.00 | \$39.51 | \$51.86 |
| Terrazzo Base Grinder | \$25.19 | | \$9.22 | \$5.10 | \$0.50 | \$0.00 | \$0.00 | \$0.00 | \$0.00 | \$0.00 | \$40.01 | \$52.61 |
| Marble Sander Polisher | \$24.79 | | \$9.22 | \$5.10 | \$0.50 | \$0.00 | \$0.00 | \$0.00 | \$0.00 | \$0.00 | \$39.61 | \$52.01 |
| Apprentices | Percent | | | | | | | | | | | |
| 1st 6 months 0-600 hrs | 60.00 | \$14.81 | \$9.22 | \$5.10 | \$0.50 | \$0.00 | \$0.00 | \$0.00 | \$0.00 | \$0.00 | \$29.63 | \$37.04 |
| 2nd 6 months 601-1200 hrs | 65.00 | \$16.05 | \$9.22 | \$5.10 | \$0.50 | \$0.00 | \$0.00 | \$0.00 | \$0.00 | \$0.00 | \$30.87 | \$38.89 |
| 3rd 6 months 1201-1800 hrs | 70.00 | \$17.28 | \$9.22 | \$5.10 | \$0.50 | \$0.00 | \$0.00 | \$0.00 | \$0.00 | \$0.00 | \$32.10 | \$40.74 |
| 4th 6 months 1801-2400 hrs | 75.00 | \$18.52 | \$9.22 | \$5.10 | \$0.50 | \$0.00 | \$0.00 | \$0.00 | \$0.00 | \$0.00 | \$33.34 | \$42.60 |
| 5th 6 months 2401-3000 hrs | 80.00 | \$19.75 | \$9.22 | \$5.10 | \$0.50 | \$0.00 | \$0.00 | \$0.00 | \$0.00 | \$0.00 | \$34.57 | \$44.45 |
| 6th 6 months 3001-3600 | 90.00 | \$22.22 | \$9.22 | \$5.10 | \$0.50 | \$0.00 | \$0.00 | \$0.00 | \$0.00 | \$0.00 | \$37.04 | \$48.15 |
| 1-30 Days Prior to Entering Apprenticeship | 50.00 | \$12.35 | \$0.00 | \$0.00 | \$0.00 | \$0.00 | \$0.00 | \$0.00 | \$0.00 | \$0.00 | \$12.35 | \$18.52 |

Special Calculation Note : Classification title contains "Bricklayer" because contract originates within the Bricklayer Local.

Note that the classification description is clarified after the local union number at the top of the page. **In order to utilize a Pre-Apprentice, you must have 1 Registered Apprentice in your employ.**

Ratio :

- 1 Journeyman to 1 Apprentice
- 5 Journeymen to 1 Apprentice
- 10 Journeymen to 2 Apprentices
- 15 Journeymen to 3 Apprentices
- 20 Journeymen to 4 Apprentices
- 25 Journeymen to 5 Apprentices

Jurisdiction (* denotes special jurisdictional note) :

- ADAMS, BROWN, BUTLER, CLERMONT, GALLIA,
- HAMILTON, LAWRENCE, PREBLE*, SCIOTO,
- WARREN, WARREN*

Special Jurisdictional Note : Warren in the townships of Dixon, Gasper, Irsel, Somers & Gratis in Prebble County

Details :

Prevailing Wage Rate Skilled Crafts

Name of Union: Bricklayer Local 18 Tile Mechanic

Change # : LCN01-2019fbLoc18

Craft : Bricklayer Effective Date : 09/04/2019 Last Posted : 09/04/2019

| Classification | BHR | Fringe Benefit Payments | | | | | | Irrevocable Fund | | Total PWR | Overtime Rate |
|--|---------|-------------------------|---------|---------|--------|---------|--------|------------------|----------|-----------|---------------|
| | | H&W | Pension | App Tr. | Vac. | Annuity | Other | LECET (*) | MISC (*) | | |
| Bricklayer Tile Terrazzo Marble Mason Mechanic | \$29.24 | \$9.22 | \$5.10 | \$0.54 | \$0.00 | \$0.00 | \$0.00 | \$0.00 | \$0.00 | \$44.10 | \$58.72 |
| Marble Layout Work | \$29.74 | \$9.22 | \$5.10 | \$0.54 | \$0.00 | \$0.00 | \$0.00 | \$0.00 | \$0.00 | \$44.60 | \$59.47 |
| Swing Scaffold Worker | \$30.74 | \$9.22 | \$5.10 | \$0.54 | \$0.00 | \$0.00 | \$0.00 | \$0.00 | \$0.00 | \$45.60 | \$60.97 |
| Apprentice after 2 years (2400 hrs) as Apprentice Finisher | | | | | | | | | | | |
| 5th/6 Months 0-600 hrs. | 70.00 | \$20.47 | \$9.22 | \$5.10 | \$0.54 | \$0.00 | \$0.00 | \$0.00 | \$0.00 | \$35.33 | \$45.56 |
| 6th/6 months 601-1200 hrs. | 75.00 | \$21.93 | \$9.22 | \$5.10 | \$0.54 | \$0.00 | \$0.00 | \$0.00 | \$0.00 | \$36.79 | \$47.75 |
| 7th/6 months 1201-1800 hrs. | 80.00 | \$23.39 | \$9.22 | \$5.10 | \$0.54 | \$0.00 | \$0.00 | \$0.00 | \$0.00 | \$38.25 | \$49.95 |
| 8th/6 months 1801-2400 hrs. | 90.00 | \$26.32 | \$9.22 | \$5.10 | \$0.54 | \$0.00 | \$0.00 | \$0.00 | \$0.00 | \$41.18 | \$54.33 |

Special Calculation Note : Classification title contains "Bricklayer" because contract originates within the Bricklayer Local. Note that the classification description is clarified after the local union number at the top of the page.

Ratio :

- 1 Journeyman to 1 Apprentice
- 5 Journeymen to 1 Apprentice
- 10 Journeymen to 2 Apprentices
- 15 Journeymen to 3 Apprentices
- 20 Journeymen to 4 Apprentices
- 25 Journeymen to 5 Apprentices

Jurisdiction (* denotes special jurisdictional note) :

- ADAMS, BROWN, BUTLER, CLERMONT, GALLIA,
- HAMILTON, LAWRENCE, PREBLE*, SCIOTO, WARREN

Special Jurisdictional Note : In Preble County the Townships of Dixon, Israel, Gasper, Lanier, Somers and Gratis.

Details :

In order to utilize a Pre-Apprentice, you must have 1 Registered Apprentice in your employ.

Prevailing Wage Rate Skilled Crafts

Name of Union: Carpenter & Pile Driver SW District HevHwy

Change # : LCN01-2018fbLoc126

Craft : Carpenter Effective Date : 06/13/2018 Last Posted : 06/13/2018

| | BHR | | Fringe Benefit Payments | | | | | Irrevocable Fund | | Total PWR | Overtime Rate | |
|---------------------------|---------|---------|-------------------------|---------|---------|--------|---------|------------------|-----------|-----------|---------------|----------|
| | | | H&W | Pension | App Tr. | Vac. | Annuity | Other | LECET (*) | | | MISC (*) |
| Classification | | | | | | | | | | | | |
| Carpenter | \$29.87 | | \$7.08 | \$6.95 | \$0.38 | \$0.00 | \$2.19 | \$0.12 | \$0.00 | \$0.00 | \$46.59 | \$61.53 |
| Pile Driver | \$29.34 | | \$6.63 | \$6.95 | \$0.40 | \$0.00 | \$1.97 | \$0.10 | \$0.00 | \$0.00 | \$45.39 | \$60.06 |
| Apprentice Percent | | | | | | | | | | | | |
| 1st 6 Months | 60.00 | \$17.92 | \$7.08 | \$6.95 | \$0.38 | \$0.00 | \$2.19 | \$0.12 | \$0.00 | \$0.00 | \$34.64 | \$43.60 |
| 2nd 6 Months is 1st year | 65.00 | \$19.42 | \$7.08 | \$6.95 | \$0.38 | \$0.00 | \$2.19 | \$0.12 | \$0.00 | \$0.00 | \$36.14 | \$45.84 |
| 3rd 6 Months | 70.00 | \$20.91 | \$7.08 | \$6.95 | \$0.38 | \$0.00 | \$2.19 | \$0.12 | \$0.00 | \$0.00 | \$37.63 | \$48.08 |
| 4th 6 Months is 2 years | 75.00 | \$22.40 | \$7.08 | \$6.95 | \$0.38 | \$0.00 | \$2.19 | \$0.12 | \$0.00 | \$0.00 | \$39.12 | \$50.32 |
| 5th 6 Months | 80.00 | \$23.90 | \$7.08 | \$6.95 | \$0.38 | \$0.00 | \$2.19 | \$0.12 | \$0.00 | \$0.00 | \$40.62 | \$52.56 |
| 6th 6 Months is 3 years | 85.00 | \$25.39 | \$7.08 | \$6.95 | \$0.38 | \$0.00 | \$2.19 | \$0.12 | \$0.00 | \$0.00 | \$42.11 | \$54.80 |
| 7th 6 Months | 90.00 | \$26.88 | \$7.08 | \$6.95 | \$0.38 | \$0.00 | \$2.19 | \$0.12 | \$0.00 | \$0.00 | \$43.60 | \$57.04 |
| 8th 6 Months is 4 years | 95.00 | \$28.38 | \$7.08 | \$6.95 | \$0.38 | \$0.00 | \$2.19 | \$0.12 | \$0.00 | \$0.00 | \$45.10 | \$59.28 |

Special Calculation Note : Other is UBC National Fund.

Ratio :

1 Journeymen to 1 Apprentice

Jurisdiction (* denotes special jurisdictional note) :

BROWN, BUTLER, CHAMPAIGN, CLARK, CLERMONT, CLINTON, DARKE, GREENE, HAMILTON, LOGAN, MIAMI, MONTGOMERY, PREBLE, SHELBY, WARREN

An employer shall have the right to employ one (1) Apprentice for one (1) Journeyman Carpenter in its employment for the first Apprentice employed, and 1 (1) Apprentice for two (2) Journeyman Carpenter for additional Apprentices employed. Thereafter, every third additional carpenter hired shall be an apprentice, if available, and if practical for the type of work being performed.

Special Jurisdictional Note :

Details :

Highway Construction, Airport Construction, Heavy Construction but not limited to:(tunnels,subways,drainage projects,flood control,reservoirs). Railroad Construction,Sewer Waterworks & Utility Construction but not limited to: (storm sewers, waterlines, gaslines). Industrial & Building Site, Power Plant, Amusement Park, Athletic Stadium Site, Sewer and Water Plants. When the Contractor furnishes the necessary underwater gear for the Diver, the Diver shall be paid one and one half (1&1/2) times the journeyman rate for the time spent in the water.

Prevailing Wage Rate Skilled Crafts

Name of Union: Carpenter & Pile Driver
SW Zone 2

Change # : LCN01-2019fbLoc126

Craft : Carpenter Effective Date : 06/01/2019 Last Posted : 05/30/2019

| | BHR | | Fringe Benefit Payments | | | | | Irrevocable Fund | | Total PWR | Overtime Rate | |
|-----------------------|----------------|---------|-------------------------|---------|---------|--------|---------|------------------|-----------|-----------|---------------|----------|
| | | | H&W | Pension | App Tr. | Vac. | Annuity | Other | LECET (*) | | | MISC (*) |
| Classification | | | | | | | | | | | | |
| Carpenter | \$27.29 | | \$7.33 | \$6.95 | \$0.38 | \$0.00 | \$1.40 | \$0.17 | \$0.00 | \$0.00 | \$43.52 | \$57.17 |
| Pile Driver | \$25.84 | | \$6.62 | \$6.95 | \$0.40 | \$0.00 | \$0.91 | \$0.10 | \$0.00 | \$0.00 | \$40.82 | \$53.74 |
| Apprentice | Percent | | | | | | | | | | | |
| 1st 3 Months | 60.00 | \$16.37 | \$0.00 | \$0.00 | \$0.00 | \$0.00 | \$0.00 | \$0.00 | \$0.00 | \$0.00 | \$16.37 | \$24.56 |
| 2nd 3 Months | 60.00 | \$16.37 | \$7.33 | \$0.00 | \$0.38 | \$0.00 | \$1.40 | \$0.17 | \$0.00 | \$0.00 | \$25.65 | \$33.84 |
| 2rd 6 Months | 60.00 | \$16.37 | \$7.33 | \$0.00 | \$0.38 | \$0.00 | \$1.40 | \$0.17 | \$0.00 | \$0.00 | \$25.65 | \$33.84 |
| 3rd 6 Months | 65.00 | \$17.74 | \$7.33 | \$0.00 | \$0.38 | \$0.00 | \$1.40 | \$0.17 | \$0.00 | \$0.00 | \$27.02 | \$35.89 |
| 4th 6 Months | 65.00 | \$17.74 | \$7.33 | \$0.00 | \$0.38 | \$0.00 | \$1.40 | \$0.17 | \$0.00 | \$0.00 | \$27.02 | \$35.89 |
| 5th 6 Months | 70.00 | \$19.10 | \$7.33 | \$6.95 | \$0.38 | \$0.00 | \$1.40 | \$0.17 | \$0.00 | \$0.00 | \$35.33 | \$44.88 |
| 6th 6 Months | 75.00 | \$20.47 | \$7.33 | \$6.95 | \$0.38 | \$0.00 | \$1.40 | \$0.17 | \$0.00 | \$0.00 | \$36.70 | \$46.93 |
| 7th 6 Months | 80.00 | \$21.83 | \$7.33 | \$6.95 | \$0.38 | \$0.00 | \$1.40 | \$0.17 | \$0.00 | \$0.00 | \$38.06 | \$48.98 |
| 8th 6 Months | 85.00 | \$23.20 | \$7.33 | \$6.95 | \$0.38 | \$0.00 | \$1.40 | \$0.17 | \$0.00 | \$0.00 | \$39.43 | \$51.02 |

Special Calculation Note : Other is for UBC National Fund.

Ratio :

- 1 Journeyman to 1 Apprentice
- 3 Journeyman to 1 Apprentice
- 5 Journeyman to 1 Apprentice

Jurisdiction (* denotes special jurisdictional note) :

BROWN, BUTLER, CLERMONT, CLINTON,
HAMILTON, WARREN

Special Jurisdictional Note :

Details :

Carpenter duties shall include but not limited to: Pile driving, milling, fashioning, joining, assembling, erecting, fastening, or dismantling of all material of

wood, plastic, metal, fiber, cork, and composition, and all other substitute materials: pile driving, cutting, fitting, and placing of lagging, and the handling, cleaning, erecting, installing, and dismantling of machinery, equipment, and erecting pre-engineered metal buildings.

Pile Drivers work but not limited to: unloading, assembling, erection, repairs, operation, signaling, dismantling, and reloading all equipment that is used for pile driving including pile butts. pile butts is defined as sheeting or scrap piling. Underwater work that may be required in connection with the installation of piling. The diver and his tender work as a team and shall arrive at their own financial arrangements with the contractor. Any configuration of wood, steel, concrete, or composite that is jetted, driven, or vibrated onto the ground by conventional pile driving equipment for the purpose of supporting a future load that may be permanent or temporary.

Driving bracing, plumbing, cutting off and capping of all piling whether wood, metal, pipe piling or composite. loading, unloading, erecting, framing, dismantling, moving, and handling of pile driving equipment. piling used in the construction and repair of all wharves, docks, piers, trestles, caissons, cofferdams, and the erection of all sea walls and breakwaters. All underwater and marine work on bulkheads, wharves, docks, shipyards, caissons, piers, bridges, pipeline work, viaducts, marine cable and trestles, as well as salvage and reclamation work where divers are employed.

Rate shall include carpenters, acoustic, and ceiling installers, drywall installers, pile drivers, and floorlayers.

Prevailing Wage Rate Skilled Crafts

Name of Union: Carpenter Floorlayer SW District G

Change # : LCR01-2019fbLocSWDayton

Craft : Carpenter Effective Date : 10/16/2019 Last Posted : 10/16/2019

| | BHR | | Fringe Benefit Payments | | | | | Irrevocable Fund | | Total PWR | Overtime Rate | |
|----------------------|---------|---------|-------------------------|---------|---------|--------|---------|------------------|-----------|-----------|---------------|----------|
| | | | H&W | Pension | App Tr. | Vac. | Annuity | Other | LECET (*) | | | MISC (*) |
| Classification | | | | | | | | | | | | |
| Carpenter Floorlayer | \$25.61 | | \$7.30 | \$6.95 | \$0.40 | \$0.00 | \$1.60 | \$0.12 | \$0.00 | \$0.00 | \$41.98 | \$54.78 |
| Apprentice | Percent | | | | | | | | | | | |
| 1st 3 months | 60.00 | \$15.37 | \$0.00 | \$0.00 | \$0.00 | \$0.00 | \$0.00 | \$0.00 | \$0.00 | \$0.00 | \$15.37 | \$23.05 |
| 2nd 3 months | 60.00 | \$15.37 | \$7.30 | \$0.00 | \$0.40 | \$0.00 | \$1.60 | \$0.12 | \$0.00 | \$0.00 | \$24.79 | \$32.47 |
| 2nd 6 months | 60.00 | \$15.37 | \$7.30 | \$0.00 | \$0.40 | \$0.00 | \$1.60 | \$0.12 | \$0.00 | \$0.00 | \$24.79 | \$32.47 |
| 3rd 6 months | 60.00 | \$15.37 | \$7.30 | \$0.00 | \$0.40 | \$0.00 | \$1.60 | \$0.12 | \$0.00 | \$0.00 | \$24.79 | \$32.47 |
| 4th 6 months | 65.00 | \$16.65 | \$7.30 | \$0.00 | \$0.40 | \$0.00 | \$1.60 | \$0.12 | \$0.00 | \$0.00 | \$26.07 | \$34.39 |
| 5th 6 months | 70.00 | \$17.93 | \$7.30 | \$6.95 | \$0.40 | \$0.00 | \$1.60 | \$0.12 | \$0.00 | \$0.00 | \$34.30 | \$43.26 |
| 6th 6 months | 75.00 | \$19.21 | \$7.30 | \$6.95 | \$0.40 | \$0.00 | \$1.60 | \$0.12 | \$0.00 | \$0.00 | \$35.58 | \$45.18 |
| 7th 6 months | 80.00 | \$20.49 | \$7.30 | \$6.95 | \$0.40 | \$0.00 | \$1.60 | \$0.12 | \$0.00 | \$0.00 | \$36.86 | \$47.10 |
| 8th 6 months | 85.00 | \$21.77 | \$7.30 | \$6.95 | \$0.40 | \$0.00 | \$1.60 | \$0.12 | \$0.00 | \$0.00 | \$38.14 | \$49.02 |

Special Calculation Note : Other for \$0.12 is for UBC National Fund.

Ratio :

1 Journeymen to 1 Apprentice

Jurisdiction (* denotes special jurisdictional note) :

BROWN, BUTLER, CHAMPAIGN, CLARK, CLERMONT, CLINTON, DARKE, GREENE, HAMILTON, LOGAN, MIAMI, MONTGOMERY, PREBLE, SHELBY, WARREN

Special Jurisdictional Note :

Details :

Scope of work shall include, but not be limited to: receiving,unloading,handling,distribution and installation of all carpeting materials,carpet padding or matting materials and all resilient materials whether for use on walls, floors,counter, sink,table and all preparation work necessary in connection therewith, including sanding work. the installation of nonstructural under-layment and the work of removing, cleaning waxing of any of the above. Carpeting shall include any floor covering composed of either natural or synthetic fibers that are made in breadths to be sewed, fastened or directly glued to floors or over cushioning sound-proofing materials.Resilient Floors shall consist of and include the laying of all special designs of wood,wood block, wood composition, cork, linoleum, asphalt, mastic, plastic, rubber tile,whether nailed or glued.

Prevailing Wage Rate Skilled Crafts

Name of Union: Carpenter Millwright Local 1090 SW Zone I

Change # : LCN01-2018fbLoc1066

Craft : Carpenter Effective Date : 10/17/2018 Last Posted : 10/17/2018

| | BHR | | Fringe Benefit Payments | | | | | Irrevocable Fund | | Total PWR | Overtime Rate | |
|----------------------|---------|---------|-------------------------|---------|---------|--------|---------|------------------|-----------|-----------|---------------|---------|
| | | | H&W | Pension | App Tr. | Vac. | Annuity | Other | LECET (*) | MISC (*) | | |
| Classification | | | | | | | | | | | | |
| Carpenter Millwright | \$30.48 | | \$7.17 | \$6.95 | \$0.44 | \$0.00 | \$6.36 | \$0.25 | \$0.00 | \$0.00 | \$51.65 | \$66.89 |
| Apprentice | Percent | | | | | | | | | | | |
| 1st 6 months | 60.00 | \$18.29 | \$7.17 | \$4.27 | \$0.44 | \$0.00 | \$3.82 | \$0.25 | \$0.00 | \$0.00 | \$34.24 | \$43.38 |
| 2nd 6 months | 65.00 | \$19.81 | \$7.17 | \$4.61 | \$0.44 | \$0.00 | \$4.13 | \$0.25 | \$0.00 | \$0.00 | \$36.41 | \$46.32 |
| 3rd 6 months | 70.00 | \$21.34 | \$7.17 | \$4.94 | \$0.44 | \$0.00 | \$4.45 | \$0.25 | \$0.00 | \$0.00 | \$38.59 | \$49.25 |
| 4th 6 months | 75.00 | \$22.86 | \$7.17 | \$5.28 | \$0.44 | \$0.00 | \$4.77 | \$0.25 | \$0.00 | \$0.00 | \$40.77 | \$52.20 |
| 5th 6 months | 80.00 | \$24.38 | \$7.17 | \$5.61 | \$0.44 | \$0.00 | \$5.09 | \$0.25 | \$0.00 | \$0.00 | \$42.94 | \$55.14 |
| 6th 6 months | 85.00 | \$25.91 | \$7.17 | \$5.95 | \$0.44 | \$0.00 | \$5.41 | \$0.25 | \$0.00 | \$0.00 | \$45.13 | \$58.08 |
| 7th 6 months | 90.00 | \$27.43 | \$7.17 | \$6.28 | \$0.44 | \$0.00 | \$5.72 | \$0.25 | \$0.00 | \$0.00 | \$47.29 | \$61.01 |
| 8th 6 months | 95.00 | \$28.96 | \$7.17 | \$6.62 | \$0.44 | \$0.00 | \$6.04 | \$0.25 | \$0.00 | \$0.00 | \$49.48 | \$63.95 |

Special Calculation Note : Other (\$0.25) \$0.10 National Fund, \$0.10. Drug Safety Program \$0.10 and National Millwright Fund \$0.05

Ratio :

3 Journeymen to 1 Apprentice

Jurisdiction (* denotes special jurisdictional note) :

BROWN, BUTLER, CLERMONT, CLINTON,
HAMILTON, WARREN

Special Jurisdictional Note :

Details :

Prevailing Wage Rate Skilled Crafts

Name of Union: Carpenter NE District Industrial Dock & Door

Change # : LCN01-2014fbCarpNEStatewide

Craft : Carpenter Effective Date : 03/05/2014 Last Posted : 03/05/2014

| | BHR | | Fringe Benefit Payments | | | | | Irrevocable Fund | | Total PWR | Overtime Rate | |
|-----------------------|----------------|---------|-------------------------|---------|---------|--------|---------|------------------|-----------|-----------|---------------|----------|
| | | | H&W | Pension | App Tr. | Vac. | Annuity | Other | LECET (*) | | | MISC (*) |
| Classification | | | | | | | | | | | | |
| Carpenter | \$19.70 | | \$5.05 | \$1.00 | \$0.15 | \$0.00 | \$0.00 | \$0.00 | \$0.00 | \$0.00 | \$25.90 | \$35.75 |
| Trainee | Percent | | | | | | | | | | | |
| 1st Year | 60.00 | \$11.82 | \$5.05 | \$1.00 | \$0.15 | \$0.00 | \$0.00 | \$0.00 | \$0.00 | \$0.00 | \$18.02 | \$23.93 |
| 2nd Year | 80.20 | \$15.80 | \$5.05 | \$1.00 | \$0.15 | \$0.00 | \$0.00 | \$0.00 | \$0.00 | \$0.00 | \$22.00 | \$29.90 |

Special Calculation Note : No special calculations for this skilled craft wage rate are required at this time.

Ratio :

1 Journeymen to 1 Trainee

Jurisdiction (* denotes special jurisdictional note) :

ADAMS, ALLEN, ASHLAND, ASHTABULA, ATHENS, AUGLAIZE, BELMONT, BROWN, BUTLER, CARROLL, CHAMPAIGN, CLARK, CLERMONT, CLINTON, COLUMBIANA, COSHOCTON, CRAWFORD, CUYAHOGA, DARKE, DEFIANCE, DELAWARE, ERIE, FAIRFIELD, FAYETTE, FRANKLIN, FULTON, GALLIA, GAUGA, GREENE, GUERNSEY, HAMILTON, HANCOCK, HARDIN, HARRISON, HENRY, HIGHLAND, HOCKING, HOLMES, HURON, JACKSON, JEFFERSON, KNOX, LAKE, LAWRENCE, LICKING, LOGAN, LORAIN, LUCAS, MADISON, MAHONING, MARION, MEDINA, MEIGS, MERCER, MIAMI, MONROE, MONTGOMERY, MORGAN, MORROW, MUSKINGUM, NOBLE, OTTAWA, PAULDING, PERRY, PICKAWAY, PIKE, PORTAGE, PREBLE, PUTNAM, RICHLAND, ROSS, SANDUSKY, SCIOTO, SENECA, SHELBY, STARK, SUMMIT, TRUMBULL, TUSCARAWAS, UNION, VAN WERT, VINTON, WARREN, WASHINGTON, WAYNE, WILLIAMS, WOOD, WYANDOT

Special Jurisdictional Note : Industrial Dock and Door is the installation of overhead doors, roll up doors and dock leveling equipment

Details :

10/27/10 New Contract jc

Prevailing Wage Rate Skilled Crafts

Name of Union: Cement Mason Bricklayer Local 97 HevHwy A

Change # : LCN01-2019fbHvyHwy

Craft : Bricklayer Effective Date : 06/01/2019 Last Posted : 05/29/2019

| | BHR | | Fringe Benefit Payments | | | | | Irrevocable Fund | | Total PWR | Overtime Rate | |
|---|---------|---------|-------------------------|---------|---------|--------|---------|------------------|-----------|-----------|---------------|---------|
| | | | H&W | Pension | App Tr. | Vac. | Annuity | Other | LECET (*) | MISC (*) | | |
| Classification | | | | | | | | | | | | |
| Cement Mason Bricklayer Sewer Water Works A | \$29.34 | | \$9.25 | \$6.41 | \$0.45 | \$0.00 | \$0.00 | \$0.00 | \$0.00 | \$0.00 | \$45.45 | \$60.12 |
| Apprentice Percent | | | | | | | | | | | | |
| 1st year | 50.00 | \$14.67 | \$9.25 | \$6.41 | \$0.45 | \$0.00 | \$0.00 | \$0.00 | \$0.00 | \$0.00 | \$30.78 | \$38.12 |
| 2nd year | 70.00 | \$20.54 | \$9.25 | \$6.41 | \$0.45 | \$0.00 | \$0.00 | \$0.00 | \$0.00 | \$0.00 | \$36.65 | \$46.92 |
| 3rd year | 90.00 | \$26.41 | \$9.25 | \$6.41 | \$0.45 | \$0.00 | \$0.00 | \$0.00 | \$0.00 | \$0.00 | \$42.52 | \$55.72 |

Special Calculation Note : NOT FOR BUILDING CONSTRUCTION.

Ratio :

- 3 Journeymen to 1 Apprentice
- 6 Journeymen to 2 Apprentice
- 9 Journeymen to 3 Apprentice
- 12 Journeymen to 4 Apprentice
- 15 Journeymen to 5 Apprentice

Jurisdiction (* denotes special jurisdictional note) :

- ADAMS, ALLEN, ASHLAND, ASHTABULA, ATHENS, AUGLAIZE, BELMONT, BROWN, BUTLER, CARROLL, CHAMPAIGN, CLARK, CLERMONT, CLINTON, COLUMBIANA, COSHOCTON, CRAWFORD, CUYAHOGA, DARKE, DEFIANCE, DELAWARE, ERIE, FAIRFIELD, FAYETTE, FRANKLIN, FULTON, GALLIA, GEAUGA, GREENE, GUERNSEY, HAMILTON, HANCOCK, HARDIN, HARRISON, HENRY, HIGHLAND, HOCKING, HOLMES, HURON, JACKSON, JEFFERSON, KNOX, LAKE, LAWRENCE, LICKING, LOGAN, LORAIN, LUCAS, MADISON, MAHONING, MARION, MEDINA, MEIGS, MERCER, MIAMI, MONROE, MONTGOMERY, MORGAN, MORROW, MUSKINGUM, NOBLE, OTTAWA, PAULDING, PERRY, PICKAWAY, PIKE, PORTAGE, PREBLE, PUTNAM, RICHLAND, ROSS, SANDUSKY, SCIOTO, SENECA, SHELBY, STARK, SUMMIT, TRUMBULL, TUSCARAWAS, UNION, VAN WERT, VINTON, WARREN, WASHINGTON, WAYNE

Special Jurisdictional Note :

Details :

- (A) Highway Construction, Sewer, Waterworks And Utility Construction, Industrial & Building Site Heavy Construction, Airport Construction Or Railroad Construction Work.
- (B) Power Plant, Tunnels, Amusement Park, Athletic Stadium Site Work ,Pollution Control, Sewer Plant, Waste Plant, & Water Treatment Facilities, Construction.

Prevailing Wage Rate Skilled Crafts

Name of Union: Cement Mason Bricklayer Local 97 HevHwy B

Change # : LCN01-2019fbHvyHwy

Craft : Bricklayer Effective Date : 06/01/2019 Last Posted : 05/29/2019

| | BHR | | Fringe Benefit Payments | | | | | Irrevocable Fund | | Total PWR | Overtime Rate | |
|---|---------|---------|-------------------------|---------|---------|--------|---------|------------------|-----------|-----------|---------------|----------|
| | | | H&W | Pension | App Tr. | Vac. | Annuity | Other | LECET (*) | | | MISC (*) |
| Classification | | | | | | | | | | | | |
| Cement Mason Bricklayer Power Plants Tunnels Amusement Parks B | \$30.33 | | \$9.25 | \$6.41 | \$0.46 | \$0.00 | \$0.00 | \$0.00 | \$0.00 | \$0.00 | \$46.45 | \$61.62 |
| Apprentice | | | | | | | | | | | | |
| | Percent | | | | | | | | | | | |
| 1st year | 50.00 | \$15.16 | \$9.25 | \$6.41 | \$0.46 | \$0.00 | \$0.00 | \$0.00 | \$0.00 | \$0.00 | \$31.28 | \$38.87 |
| 2nd year | 70.00 | \$21.23 | \$9.25 | \$6.41 | \$0.46 | \$0.00 | \$0.00 | \$0.00 | \$0.00 | \$0.00 | \$37.35 | \$47.97 |
| 3rd year | 90.00 | \$27.30 | \$9.25 | \$6.41 | \$0.46 | \$0.00 | \$0.00 | \$0.00 | \$0.00 | \$0.00 | \$43.42 | \$57.07 |

Special Calculation Note : NOT FOR BUILDING CONSTRUCTION.

Ratio :

- 3 Journeymen to 1 Apprentice
- 6 Journeymen to 2 Apprentice
- 9 Journeymen to 2 Apprentice
- 12 Journeymen to 4 Apprentice
- 15 Journeymen to 5 Apprentice

Jurisdiction (* denotes special jurisdictional note) :

ADAMS, ALLEN, ASHLAND, ASHTABULA, ATHENS, AUGLAIZE, BELMONT, BROWN, BUTLER, CARROLL, CHAMPAIGN, CLARK, CLERMONT, CLINTON, COLUMBIANA, COSHOCTON, CRAWFORD, CUYAHOGA, DARKE, DEFIANCE, DELAWARE, ERIE, FAIRFIELD, FAYETTE, FRANKLIN, FULTON, GALLIA, GEAUGA, GREENE, GUERNSEY, HAMILTON, HANCOCK, HARDIN, HARRISON, HENRY, HIGHLAND, HOCKING, HOLMES, HURON, JACKSON, JEFFERSON, KNOX, LAKE, LAWRENCE, LICKING, LOGAN, LORAIN, LUCAS, MADISON, MAHONING, MARION, MEDINA, MEIGS, MERCER, MIAMI, MONROE, MONTGOMERY, MORGAN, MORROW, MUSKINGUM, NOBLE, OTTAWA, PAULDING, PERRY, PICKAWAY, PIKE, PORTAGE, PREBLE, PUTNAM, RICHLAND, ROSS, SANDUSKY, SCIOTO, SENECA, SHELBY, STARK, SUMMIT, TRUMBULL, TUSCARAWAS, UNION, VAN WERT, VINTON, WARREN, WASHINGTON, WAYNE

Special Jurisdictional Note :

Details :

- (A) Highway Construction, Sewer, Waterworks And Utility Construction, Industrial & Building Site Heavy Construction, Airport Construction Or Railroad Construction Work.
- (B) Power Plant, Tunnels, Amusement Park, Athletic Stadium Site Work ,Pollution Control,Sewer Plant, Waste Plant, & Water Treatment Facilities, Construction.

Prevailing Wage Rate Skilled Crafts

Name of Union: Cement Mason Local 132 (Cincinnati)

Change # : LCN01-2019fbLoc132

Craft : Cement Effective Date : 06/05/2019 Last Posted : 06/05/2019

| | BHR | | Fringe Benefit Payments | | | | | Irrevocable Fund | | Total PWR | Overtime Rate | |
|-----------------------|----------------|---------|-------------------------|---------|---------|--------|---------|------------------|-----------|-----------|---------------|----------|
| | | | H&W | Pension | App Tr. | Vac. | Annuity | Other | LECET (*) | | | MISC (*) |
| Classification | | | | | | | | | | | | |
| Cement Mason | \$24.50 | | \$6.70 | \$6.50 | \$0.60 | \$0.00 | \$0.80 | \$0.00 | \$0.00 | \$0.00 | \$39.10 | \$51.35 |
| Apprentice | Percent | | | | | | | | | | | |
| 1st yr | 70.00 | \$17.15 | \$6.70 | \$6.50 | \$0.60 | \$0.00 | \$0.80 | \$0.00 | \$0.00 | \$0.00 | \$31.75 | \$40.32 |
| 2nd yr | 80.00 | \$19.60 | \$6.70 | \$6.50 | \$0.60 | \$0.00 | \$0.80 | \$0.00 | \$0.00 | \$0.00 | \$34.20 | \$44.00 |
| 3rd yr | 90.00 | \$22.05 | \$6.70 | \$6.50 | \$0.60 | \$0.00 | \$0.80 | \$0.00 | \$0.00 | \$0.00 | \$36.65 | \$47.68 |

Special Calculation Note : No special calculations for this skilled craft wage rate are required at this time.

Ratio :

- 1 Journeymen to 1 Apprentice
- 4 Journeymen to 2 Apprentice
- 7 Journeymen to 3 Apprentice
- 10 Journeymen to 4 Apprentice

Jurisdiction (* denotes special jurisdictional note) :

BROWN, BUTLER, CLERMONT, HAMILTON, HIGHLAND, WARREN

Special Jurisdictional Note :

Details :

- *Cement Masons working on silo & slip form work shall receive \$.50 per hour over Journeyman scale.
- *Cement Masons working on swinging scaffolds shall receive \$.50 per hour over Journeyman scale.
- *Cement Masons working on high lifts from 20' and above shall receive \$.50 per hour over Journeyman scale.

Prevailing Wage Rate Skilled Crafts

Name of Union: Cement Mason Statewide HevHwy Exhibit A District II

Change # : OCN01-2019fbCementHevHwy

Craft : Cement Mason Effective Date : 07/31/2019 Last Posted : 07/31/2019

| | BHR | | Fringe Benefit Payments | | | | | | Irrevocable Fund | | Total PWR | Overtime Rate |
|---------------------------|---------|---------|-------------------------|---------|---------|--------|---------|--------|------------------|----------|-----------|---------------|
| | | | H&W | Pension | App Tr. | Vac. | Annuity | Other | LECET (*) | MISC (*) | | |
| Classification | | | | | | | | | | | | |
| Cement Mason | \$29.36 | | \$8.00 | \$6.90 | \$0.71 | \$0.00 | \$2.25 | \$0.00 | \$0.00 | \$0.00 | \$47.22 | \$61.90 |
| Apprentice Percent | | | | | | | | | | | | |
| 1st Year | 70.00 | \$20.55 | \$8.00 | \$6.90 | \$0.71 | \$0.00 | \$2.25 | \$0.00 | \$0.00 | \$0.00 | \$38.41 | \$48.69 |
| 2nd Year | 80.00 | \$23.49 | \$8.00 | \$6.90 | \$0.71 | \$0.00 | \$2.25 | \$0.00 | \$0.00 | \$0.00 | \$41.35 | \$53.09 |
| 3rd Year | 90.00 | \$26.42 | \$8.00 | \$6.90 | \$0.71 | \$0.00 | \$2.25 | \$0.00 | \$0.00 | \$0.00 | \$44.28 | \$57.50 |

Special Calculation Note : No special calculations for this skilled craft wage rate are required at this time.

Ratio :

1 Journeymen to 1 Apprentice
2 to 1 thereafter

Jurisdiction (* denotes special jurisdictional note) :

BROWN, BUTLER, CLERMONT, COLUMBIANA, DEFIANCE, ERIE, HAMILTON, HIGHLAND, HURON, LORAIN, MAHONING, MEDINA, OTTAWA, PAULDING, PORTAGE, SANDUSKY, SENECA, STARK, SUMMIT, TRUMBULL, WARREN, WILLIAMS

Special Jurisdictional Note : (A) Highway Construction, Sewer, Waterworks And Utility Construction, Industrial & Building Site, Heavy Construction, Airport Construction Or Railroad Construction Work.

Details :

Prevailing Wage Rate Skilled Crafts

Name of Union: Cement Mason Statewide HevHwy Exhibit B District II

Change # : OCN01-2019fbCementHevHwy

Craft : Cement Mason Effective Date : 07/31/2019 Last Posted : 07/31/2019

| | BHR | | Fringe Benefit Payments | | | | | | Irrevocable Fund | | Total PWR | Overtime Rate |
|---------------------------|---------|---------|-------------------------|---------|---------|--------|---------|--------|------------------|----------|-----------|---------------|
| | | | H&W | Pension | App Tr. | Vac. | Annuity | Other | LECET (*) | MISC (*) | | |
| Classification | | | | | | | | | | | | |
| Cement Mason | \$30.23 | | \$8.00 | \$6.90 | \$0.71 | \$0.00 | \$2.25 | \$0.00 | \$0.00 | \$0.00 | \$48.09 | \$63.21 |
| Apprentice Percent | | | | | | | | | | | | |
| 1st Year | 70.00 | \$21.16 | \$8.00 | \$6.90 | \$0.71 | \$0.00 | \$2.25 | \$0.00 | \$0.00 | \$0.00 | \$39.02 | \$49.60 |
| 2nd Year | 80.00 | \$24.18 | \$8.00 | \$6.90 | \$0.71 | \$0.00 | \$2.25 | \$0.00 | \$0.00 | \$0.00 | \$42.04 | \$54.14 |
| 3rd Year | 90.00 | \$27.21 | \$8.00 | \$6.90 | \$0.71 | \$0.00 | \$2.25 | \$0.00 | \$0.00 | \$0.00 | \$45.07 | \$58.67 |

Special Calculation Note : No special calculations for this skilled craft wage rate are required at this time.

Ratio :

1 Journeymen to 1 Apprentice
2 to 1 thereafter

Jurisdiction (* denotes special jurisdictional note) :

BROWN, BUTLER, CLERMONT, COLUMBIANA, DEFIANCE, ERIE, HAMILTON, HIGHLAND, HURON, LORAIN, MAHONING, MEDINA, OTTAWA, PAULDING, PORTAGE, SANDUSKY, SENECA, STARK, SUMMIT, TRUMBULL, WARREN, WILLIAMS

Special Jurisdictional Note : (B) Power Plant, Tunnels, Amusement Park, Athletic Stadium Site Work ,Pollution Control,Sewer Plant, Waste Plant, & Water Treatment Facilities, Construction.

Details :

Prevailing Wage Rate Skilled Crafts

Name of Union: Electrical Local 71 High Tension Pipe Type Cable

Change # : LCN01-2019fbLoc7

Craft : Lineman Effective Date : 04/24/2019 Last Posted : 04/24/2019

| Classification | BHR | Fringe Benefit Payments | | | | | | Irrevocable Fund | | Total PWR | Overtime Rate | |
|---------------------------------|----------------|-------------------------|---------|---------|--------|---------|--------|------------------|----------|-----------|---------------|---------|
| | | H&W | Pension | App Tr. | Vac. | Annuity | Other | LECET (*) | MISC (*) | | | |
| | | | | | | | | | | | | |
| Electrical Lineman | \$43.48 | \$6.00 | \$1.30 | \$0.43 | \$0.00 | \$10.00 | \$0.35 | \$0.00 | \$0.00 | \$61.56 | \$83.30 | |
| Certified Lineman Welder | \$43.48 | \$6.00 | \$1.30 | \$0.43 | \$0.00 | \$10.00 | \$0.35 | \$0.00 | \$0.00 | \$61.56 | \$83.30 | |
| Certified Cable Splicer | \$43.48 | \$6.00 | \$1.30 | \$0.43 | \$0.00 | \$10.00 | \$0.35 | \$0.00 | \$0.00 | \$61.56 | \$83.30 | |
| Operator A | \$39.02 | \$6.00 | \$1.17 | \$0.39 | \$0.00 | \$8.97 | \$0.35 | \$0.00 | \$0.00 | \$55.90 | \$75.41 | |
| Operator B | \$34.60 | \$6.00 | \$1.04 | \$0.35 | \$0.00 | \$7.96 | \$0.35 | \$0.00 | \$0.00 | \$50.30 | \$67.60 | |
| Operator C | \$27.93 | \$6.00 | \$0.84 | \$0.28 | \$0.00 | \$6.42 | \$0.35 | \$0.00 | \$0.00 | \$41.82 | \$55.79 | |
| Groundman 0-12 months Exp | \$21.74 | \$6.00 | \$0.65 | \$0.22 | \$0.00 | \$5.00 | \$0.35 | \$0.00 | \$0.00 | \$33.96 | \$44.83 | |
| Groundman 0-12 months Exp w/CDL | \$23.91 | \$6.00 | \$0.72 | \$0.24 | \$0.00 | \$5.50 | \$0.35 | \$0.00 | \$0.00 | \$36.72 | \$48.68 | |
| Groundman 1 yr or more | \$23.91 | \$6.00 | \$0.72 | \$0.24 | \$0.00 | \$5.50 | \$0.35 | \$0.00 | \$0.00 | \$36.72 | \$48.68 | |
| Groundman 1 yr or more w/CDL | \$28.26 | \$6.00 | \$0.85 | \$0.28 | \$0.00 | \$6.50 | \$0.35 | \$0.00 | \$0.00 | \$42.24 | \$56.37 | |
| Equipment Mechanic A | \$34.60 | \$6.00 | \$1.04 | \$0.35 | \$0.00 | \$7.96 | \$0.35 | \$0.00 | \$0.00 | \$50.30 | \$67.60 | |
| Equipment Mechanic B | \$31.26 | \$6.00 | \$0.94 | \$0.31 | \$0.00 | \$7.19 | \$0.35 | \$0.00 | \$0.00 | \$46.05 | \$61.68 | |
| Equipment Mechanic C | \$27.93 | \$6.00 | \$0.84 | \$0.28 | \$0.00 | \$6.42 | \$0.35 | \$0.00 | \$0.00 | \$41.82 | \$55.79 | |
| X-Ray Technician | \$43.48 | \$6.00 | \$1.30 | \$0.43 | \$0.00 | \$10.00 | \$0.35 | \$0.00 | \$0.00 | \$61.56 | \$83.30 | |
| Apprentice | Percent | | | | | | | | | | | |
| 1st 1000 hrs | 60.00 | \$26.09 | \$6.00 | \$0.78 | \$0.26 | \$0.00 | \$6.00 | \$0.35 | \$0.00 | \$0.00 | \$39.48 | \$52.52 |

| | | | | | | | | | | | | |
|--------------|-------|---------|--------|--------|--------|--------|--------|--------|--------|--------|---------|---------|
| 2nd 1000 hrs | 65.00 | \$28.26 | \$6.00 | \$0.85 | \$0.28 | \$0.00 | \$6.50 | \$0.35 | \$0.00 | \$0.00 | \$42.24 | \$56.37 |
| 3rd 1000 hrs | 70.00 | \$30.44 | \$6.00 | \$0.91 | \$0.30 | \$0.00 | \$7.00 | \$0.35 | \$0.00 | \$0.00 | \$45.00 | \$60.21 |
| 4th 1000 hrs | 75.00 | \$32.61 | \$6.00 | \$0.98 | \$0.33 | \$0.00 | \$7.50 | \$0.35 | \$0.00 | \$0.00 | \$47.77 | \$64.07 |
| 5th 1000 hrs | 80.00 | \$34.78 | \$6.00 | \$1.04 | \$0.35 | \$0.00 | \$8.00 | \$0.35 | \$0.00 | \$0.00 | \$50.52 | \$67.92 |
| 6th 1000 hrs | 85.00 | \$36.96 | \$6.00 | \$1.11 | \$0.37 | \$0.00 | \$8.50 | \$0.35 | \$0.00 | \$0.00 | \$53.29 | \$71.77 |
| 7th 1000 hrs | 90.00 | \$39.13 | \$6.00 | \$1.17 | \$0.39 | \$0.00 | \$9.00 | \$0.35 | \$0.00 | \$0.00 | \$56.04 | \$75.61 |

Special Calculation Note : Other is Health Retirement Account

Operator "A"

John Henry Rock Drill, D-6 (or equivalent) and above, Trackhoe Digger, (320 Track excavator), Cranes (greater then 25 tons and less than 45 tons).

Operator "B"

Cranes (greater than 6 tons and up to 25 tons), Backhoes, Road Tractor, Dozer up to D-5, Pressure Digger- wheeled or tracked, all Tension wire Stringing equipment.

Operator "C"

Trench, Backhoe, Riding type vibratory Compactor, Ground Rod Driver, Boom Truck (6 ton & below), Skid Steer Loaders, Material Handler.

*All Operators of cranes 45 ton or larger shall be paid the journeyman rate of pay. \$0.30 is for Health Retirement Account.

Ratio :

1 Journeyman to 1 Apprentice

Jurisdiction (* denotes special jurisdictional note) :

ADAMS, ASHLAND, ASHTABULA, ATHENS, AUGLAIZE, BELMONT, BROWN, BUTLER, CARROLL, CHAMPAIGN, CLARK, CLERMONT, CLINTON, COLUMBIANA, COSHOCTON, CRAWFORD, CUYAHOGA, DARKE, DELAWARE, FAIRFIELD, FAYETTE, FRANKLIN, GALLIA, GEAUGA, GREENE, GUERNSEY, HAMILTON, HARRISON, HIGHLAND, HOCKING, HOLMES, JACKSON, JEFFERSON, KNOX, LAKE, LAWRENCE, LICKING, LOGAN, LORAIN, MADISON, MAHONING, MARION, MEDINA, MEIGS, MERCER, MIAMI, MONROE, MONTGOMERY, MORGAN, MORROW, MUSKINGUM, NOBLE, PERRY, PICKAWAY, PIKE, PORTAGE, PREBLE, RICHLAND, ROSS, SCIOTO, SHELBY, STARK, SUMMIT, TRUMBULL, TUSCARAWAS, UNION, VINTON, WARREN, WASHINGTON, WAYNE

Special Jurisdictional Note :

Details :

Heli - Arc Welding will be paid \$.30 above Journeyman rate. Additional compensation of 10% over the Journeyman Lineman and Journeyman Technician for performing work on structures outside of buildings such as water towers, smoke stacks, radio and television towers, more than 75' above the ground.

| | | | | | | | | | | | | |
|-----------------|-------|---------|--------|--------|--------|--------|--------|--------|--------|--------|---------|---------|
| 1st 1,000 Hours | 60.00 | \$22.96 | \$6.00 | \$0.69 | \$0.23 | \$0.00 | \$4.13 | \$0.06 | \$0.00 | \$0.00 | \$34.07 | \$45.55 |
| 2nd 1,000 Hours | 65.00 | \$24.88 | \$6.00 | \$0.75 | \$0.25 | \$0.00 | \$4.48 | \$0.06 | \$0.00 | \$0.00 | \$36.42 | \$48.85 |
| 3rd 1,000 Hours | 70.00 | \$26.79 | \$6.00 | \$0.80 | \$0.27 | \$0.00 | \$4.82 | \$0.06 | \$0.00 | \$0.00 | \$38.74 | \$52.13 |
| 4th 1,000 Hours | 75.00 | \$28.70 | \$6.00 | \$0.86 | \$0.29 | \$0.00 | \$5.17 | \$0.06 | \$0.00 | \$0.00 | \$41.08 | \$55.43 |
| 5th 1,000 Hours | 80.00 | \$30.62 | \$6.00 | \$0.92 | \$0.31 | \$0.00 | \$5.51 | \$0.06 | \$0.00 | \$0.00 | \$43.42 | \$58.72 |
| 6th 1,000 Hours | 85.00 | \$32.53 | \$6.00 | \$0.98 | \$0.33 | \$0.00 | \$5.86 | \$0.06 | \$0.00 | \$0.00 | \$45.76 | \$62.02 |
| 7th 1,000 Hours | 90.00 | \$34.44 | \$6.00 | \$1.03 | \$0.34 | \$0.00 | \$6.20 | \$0.06 | \$0.00 | \$0.00 | \$48.07 | \$65.29 |

Special Calculation Note : Other is Safety & Education Fund.

Ratio :

1 Journeymen to 1 Apprentice

Jurisdiction (* denotes special jurisdictional note) :

BROWN, BUTLER, CLERMONT, HAMILTON, WARREN

Special Jurisdictional Note :

Details :

A groundman when directed shall assist a Journeyman in the performance of his/her work on the ground, including the use of hand tools. A Groundman under no circumstances shall climb poles, towers, ladders, or work from an elevated platform or bucket truck.

No more than three (3) Groundmen shall work alone. Jobs with more than three Groundmen shall be supervised by a Groundcrew Foreman, Journeyman Lineman, Journeyman Traffic Signal Technician or an Equipment Operator.

Scope of Work: installation and maintenance of highway and street lighting, highway and street sign lighting, electronic message boards and traffic control systems, camera systems, traffic signal work, substation and line construction including overhead and underground projects for private and industrial work as in accordance with the IBEW Constitution. This Agreement includes the operation of all tools and equipment necessary for the installation of the above projects.

Prevailing Wage Rate Skilled Crafts

Name of Union: Electrical Local 71 Outside Utility Power

Change # : LCN01-2019fbLoc7

Craft : Lineman Effective Date : 04/24/2019 Last Posted : 04/24/2019

| Classification | BHR | | Fringe Benefit Payments | | | | | Irrevocable Fund | | Total PWR | Overtime Rate |
|---------------------------------|----------------|---------|-------------------------|---------|---------|--------|---------|------------------|-----------|-----------|---------------|
| | | | H&W | Pension | App Tr. | Vac. | Annuity | Other | LECET (*) | | |
| | | | | | | | | | | | |
| Electrical Lineman | \$41.22 | \$6.00 | \$1.24 | \$0.41 | \$0.00 | \$9.48 | \$0.35 | \$0.00 | \$0.00 | \$58.70 | \$79.31 |
| Substation Technician | \$41.22 | \$6.00 | \$1.24 | \$0.41 | \$0.00 | \$9.48 | \$0.35 | \$0.00 | \$0.00 | \$58.70 | \$79.31 |
| Cable Splicer | \$43.14 | \$6.00 | \$1.29 | \$0.43 | \$0.00 | \$9.92 | \$0.35 | \$0.00 | \$0.00 | \$61.13 | \$82.70 |
| Operator A | \$37.00 | \$6.00 | \$1.11 | \$0.37 | \$0.00 | \$8.51 | \$0.35 | \$0.00 | \$0.00 | \$53.34 | \$71.84 |
| Operator B | \$32.78 | \$6.00 | \$0.98 | \$0.33 | \$0.00 | \$7.54 | \$0.35 | \$0.00 | \$0.00 | \$47.98 | \$64.37 |
| Operator C | \$26.44 | \$6.00 | \$0.79 | \$0.26 | \$0.00 | \$6.08 | \$0.35 | \$0.00 | \$0.00 | \$39.92 | \$53.14 |
| Groundman 0-12 months Exp | \$20.61 | \$6.00 | \$0.62 | \$0.21 | \$0.00 | \$4.74 | \$0.35 | \$0.00 | \$0.00 | \$32.53 | \$42.84 |
| Groundman 0-12 months Exp w/CDL | \$22.67 | \$6.00 | \$0.68 | \$0.23 | \$0.00 | \$5.21 | \$0.35 | \$0.00 | \$0.00 | \$35.14 | \$46.48 |
| Groundman 1 yr or more | \$22.67 | \$6.00 | \$0.68 | \$0.23 | \$0.00 | \$5.21 | \$0.35 | \$0.00 | \$0.00 | \$35.14 | \$46.48 |
| Groundman 1 yr or more w/CDL | \$26.80 | \$6.00 | \$0.80 | \$0.27 | \$0.00 | \$6.16 | \$0.35 | \$0.00 | \$0.00 | \$40.38 | \$53.78 |
| Equipment Mechanic A | \$32.78 | \$6.00 | \$0.98 | \$0.33 | \$0.00 | \$7.54 | \$0.35 | \$0.00 | \$0.00 | \$47.98 | \$64.37 |
| Equipment Mechanic B | \$29.62 | \$6.00 | \$0.89 | \$0.30 | \$0.00 | \$6.81 | \$0.35 | \$0.00 | \$0.00 | \$43.97 | \$58.78 |
| Equipment Mechanic C | \$26.44 | \$6.00 | \$0.79 | \$0.26 | \$0.00 | \$6.08 | \$0.35 | \$0.00 | \$0.00 | \$39.92 | \$53.14 |
| Line Truck w/uuger | \$29.17 | \$6.00 | \$0.88 | \$0.29 | \$0.00 | \$6.71 | \$0.35 | \$0.00 | \$0.00 | \$43.40 | \$57.99 |
| Apprentice | Percent | | | | | | | | | | |
| 1st 1000 hrs | 60.00 | \$24.73 | \$6.00 | \$0.74 | \$0.25 | \$5.69 | \$0.35 | \$0.00 | \$0.00 | \$37.76 | \$50.13 |

| | | | | | | | | | | | | |
|--------------|-------|---------|--------|--------|--------|--------|--------|--------|--------|--------|---------|---------|
| 2nd 1000 hrs | 65.00 | \$26.79 | \$6.00 | \$0.80 | \$0.27 | \$0.00 | \$6.16 | \$0.35 | \$0.00 | \$0.00 | \$40.37 | \$53.77 |
| 3rd 1000 hrs | 70.00 | \$28.85 | \$6.00 | \$0.87 | \$0.29 | \$0.00 | \$6.64 | \$0.35 | \$0.00 | \$0.00 | \$43.00 | \$57.43 |
| 4th 1000 hrs | 75.00 | \$30.91 | \$6.00 | \$0.93 | \$0.31 | \$0.00 | \$7.11 | \$0.35 | \$0.00 | \$0.00 | \$45.62 | \$61.07 |
| 5th 1000 hrs | 80.00 | \$32.98 | \$6.00 | \$0.99 | \$0.33 | \$0.00 | \$7.59 | \$0.35 | \$0.00 | \$0.00 | \$48.24 | \$64.72 |
| 6th 1000 hrs | 85.00 | \$35.04 | \$6.00 | \$1.05 | \$0.35 | \$0.00 | \$8.06 | \$0.35 | \$0.00 | \$0.00 | \$50.85 | \$68.37 |
| 7th 1000 hrs | 90.00 | \$37.10 | \$6.00 | \$1.11 | \$0.37 | \$0.00 | \$8.53 | \$0.35 | \$0.00 | \$0.00 | \$53.46 | \$72.01 |

Special Calculation Note : Other is Health Retirement Account

Operator "A"

John Henry Rock Drill, D-6 (or equivalent) and above, Trackhoe Digger, (320 Track excavator), Cranes (greater then 25 tons and less than 45 tons).

Operator "B"

Cranes (greater than 6 tons and up to 25 tons), Backhoes, Road Tractor, Dozer up to D-5, Pressure Digger- wheeled or tracked, all Tension wire Stringing equipment.

Operator "C"

Trench, Backhoe, Riding type vibratory Compactor, Ground Rod Driver, Boom Truck (6 ton & below), Skid Steer Loaders, Material Handler.

Ratio :

(1) Journeyman Lineman to (1) Apprentice

Jurisdiction (* denotes special jurisdictional note) :

ADAMS, ASHLAND, ASHTABULA, ATHENS, AUGLAIZE, BELMONT, BROWN, BUTLER, CARROLL, CHAMPAIGN, CLARK, CLERMONT, CLINTON, COLUMBIANA, COSHOCTON, CRAWFORD, CUYAHOGA, DARKE, DELAWARE, FAIRFIELD, FAYETTE, FRANKLIN, GALLIA, GEAUGA, GREENE, GUERNSEY, HAMILTON, HARRISON, HIGHLAND, HOCKING, HOLMES, JACKSON, JEFFERSON, KNOX, LAKE, LAWRENCE, LICKING, LOGAN, LORAIN, MADISON, MAHONING, MARION, MEDINA, MEIGS, MERCER, MIAMI, MONROE, MONTGOMERY, MORGAN, MORROW, MUSKINGUM, NOBLE, PERRY, PICKAWAY, PIKE, PORTAGE, PREBLE, RICHLAND, ROSS, SCIOTO, SHELBY, STARK, SUMMIT, TRUMBULL, TUSCARAWAS, UNION, VINTON, WARREN, WASHINGTON, WAYNE

Special Jurisdictional Note : 0.30 is for Health Retirement Account.

Details :

Heli - Arc Welding will be paid \$.30 above Journeyman rate. Additional compensation of 10% over the Journeyman Lineman and Journeyman Technician for performing work on structures outside of buildings such as water towers, smoke stacks, radio and television towers, more than 75' above the ground.

Prevailing Wage Rate Skilled Crafts

Name of Union: Electrical Local 71 Voice Data Video Outside

Change # : LCR01-2017fbLoc71VDV

Craft : Voice Data Video Effective Date : 10/18/2017 Last Posted : 10/18/2017

| | BHR | Fringe Benefit Payments | | | | | | Irrevocable Fund | | Total PWR | Overtime Rate |
|-----------------------------------|---------|-------------------------|---------|---------|--------|---------|--------|------------------|----------|-----------|---------------|
| | | H&W | Pension | App Tr. | Vac. | Annuity | Other | LECET (*) | MISC (*) | | |
| Classification | | | | | | | | | | | |
| Electrical Installer Technician I | \$23.46 | \$5.50 | \$0.70 | \$0.00 | \$0.00 | \$0.30 | \$0.00 | \$0.00 | \$0.00 | \$29.96 | \$41.69 |
| Installer Technician II | \$22.37 | \$5.50 | \$0.67 | \$0.00 | \$0.00 | \$0.30 | \$0.00 | \$0.00 | \$0.00 | \$28.84 | \$40.03 |
| Equipment Operator I | \$22.37 | \$5.50 | \$0.67 | \$0.00 | \$0.00 | \$0.30 | \$0.00 | \$0.00 | \$0.00 | \$28.84 | \$40.03 |
| Equipment Operator II | \$18.43 | \$5.50 | \$0.55 | \$0.00 | \$0.00 | \$0.30 | \$0.00 | \$0.00 | \$0.00 | \$24.78 | \$33.99 |
| Installer /Repair Outside | \$22.37 | \$5.50 | \$0.67 | \$0.00 | \$0.00 | \$0.30 | \$0.00 | \$0.00 | \$0.00 | \$28.84 | \$40.03 |
| Ground Driver W/CDL | \$15.83 | \$5.50 | \$0.47 | \$0.00 | \$0.00 | \$0.30 | \$0.00 | \$0.00 | \$0.00 | \$22.10 | \$30.01 |
| Groundman | \$13.24 | \$5.50 | \$0.40 | \$0.00 | \$0.00 | \$0.30 | \$0.00 | \$0.00 | \$0.00 | \$19.44 | \$26.06 |
| Cable Splicer | \$23.46 | \$5.50 | \$0.70 | \$0.00 | \$0.00 | \$0.30 | \$0.00 | \$0.00 | \$0.00 | \$29.96 | \$41.69 |

Special Calculation Note :

Ratio :

Jurisdiction (* denotes special jurisdictional note) :

ADAMS, ASHLAND, ASHTABULA, ATHENS, AUGLAIZE, BELMONT, BROWN, BUTLER, CARROLL, CHAMPAIGN, CLARK, CLERMONT, CLINTON, COLUMBIANA, COSHOCTON, CRAWFORD, CUYAHOGA, DARKE, DELAWARE, FAIRFIELD, FAYETTE, FRANKLIN, GALLIA, GEauga, GREENE, GUERNSEY, HAMILTON, HARRISON, HIGHLAND, HOCKING, HOLMES, JACKSON, JEFFERSON, KNOX, LAKE, LAWRENCE, LICKING, LOGAN, LORAIN, MADISON, MAHONING, MARION, MEDINA, MEIGS, MERCER, MIAMI, MONROE, MONTGOMERY, MORGAN, MORROW, MUSKINGUM, NOBLE, PERRY, PICKAWAY, PIKE, PORTAGE, PREBLE, RICHLAND, ROSS, SCIOTO, SHELBY, STARK, SUMMIT,

TRUMBULL, TUSCARAWAS, UNION, VINTON,
WARREN, WASHINGTON, WAYNE

Special Jurisdictional Note :

Details :

Cable Splicer: Inspect and test lines or cables, analyze results, and evaluate transmission characteristics. Cover conductors with insulation or seal splices with moisture-proof covering. Install, splice, test, and repair cables using tools or mechanical equipment. This will include the splicing of fiber.

Journeyman Technician I: Must know all aspects of telephone and cable work. This is to include aerial, underground, and manhole work. Must know how to climb and run bucket. Must have all the tools required to perform these tasks. Must be able to be responsible for the safety of the crew at all times. Must also have CDL license and have at least 5 years experience.

Installer/Repairman: Perform tasks of repairing, installing, and testing phone and CATV services.

Technician II: Have at least three years of telephone and CATV experience. Must have the knowledge of underground, aerial, and manhole work. Must be able to climb and operate bucket. Must have CDL. Must have all tools needed to perform these tasks.

Equipment Operator I: Able to operate a digger derrick or bucket truck. Have at least 5 years of experience and must have a valid CDL license.

Equipment Operator II: Able to operate a digger derrick or bucket truck. Have at least 3 years of experience and must have a valid CDL license.

Groundman W/CDL: Must have a valid CDL license and be able to perform tasks such as: climbing poles, pulling downguys, making up material, and getting appropriate tools for the job. Must have at least 5 year's experience.

Groundman: Perform tasks such as: climbing poles, pulling downguys, making up material, and getting appropriate tools for the job. Experience 0-5 years.

Prevailing Wage Rate Skilled Crafts

Name of Union: Electrical Local 82 Inside

Change # : LCN02-2019fbLoc82in

Craft : Electrical Effective Date : 12/18/2019 Last Posted : 12/18/2019

| | BHR | | Fringe Benefit Payments | | | | | | Irrevocable Fund | | Total PWR | Overtime Rate |
|--------------------------|----------------|---------|-------------------------|---------|---------|--------|---------|--------|------------------|----------|-----------|---------------|
| | | | H&W | Pension | App Tr. | Vac. | Annuity | Other | LECET (*) | MISC (*) | | |
| Classification | | | | | | | | | | | | |
| Electrician | \$31.15 | | \$7.20 | \$9.03 | \$0.53 | \$0.00 | \$3.20 | \$0.00 | \$0.00 | \$0.00 | \$51.11 | \$66.68 |
| Apprentice | | | | | | | | | | | | |
| | Percent | | | | | | | | | | | |
| 1st period 0 - 1000 hrs | 42.00 | \$13.08 | \$3.82 | \$0.59 | \$0.22 | \$0.00 | \$0.00 | \$0.00 | \$0.00 | \$0.00 | \$17.71 | \$24.25 |
| 2nd period 1001-2000 hrs | 42.00 | \$13.08 | \$3.82 | \$0.59 | \$0.22 | \$0.00 | \$0.00 | \$0.00 | \$0.00 | \$0.00 | \$17.71 | \$24.25 |
| 3rd period 2001-3500 hrs | 47.00 | \$14.64 | \$6.67 | \$4.25 | \$0.25 | \$0.00 | \$1.50 | \$0.00 | \$0.00 | \$0.00 | \$27.31 | \$34.63 |
| 4th period 3501-5000 hrs | 52.00 | \$16.20 | \$6.72 | \$4.70 | \$0.28 | \$0.00 | \$1.66 | \$0.00 | \$0.00 | \$0.00 | \$29.56 | \$37.66 |
| 5th period 5001-6500 hrs | 62.00 | \$19.31 | \$6.82 | \$5.60 | \$0.33 | \$0.00 | \$1.98 | \$0.00 | \$0.00 | \$0.00 | \$34.04 | \$43.70 |
| 6th period 6501-8000 hrs | 75.00 | \$23.36 | \$7.20 | \$6.78 | \$0.40 | \$0.00 | \$2.40 | \$0.00 | \$0.00 | \$0.00 | \$40.14 | \$51.82 |

Special Calculation Note : No special calculations for this skilled craft wage rate are required at this time.

Ratio :

1 to 3 Journeymen to 3 Apprentices
4 to 6 Journeymen to 6 Apprentices
per job site

Jurisdiction (* denotes special jurisdictional note) :

CLINTON, DARKE, GREENE, MIAMI,
MONTGOMERY, PREBLE, WARREN*

Special Jurisdictional Note : The following townships in Warren County are included: Clearcreek, Franklin and Wayne.

Details :

Only correction made on 6-19-19 was the 5th year Apprentice fb.

Prevailing Wage Rate Skilled Crafts

Name of Union: Electrical Local 82 Inside Lt Commercial South West

Change # : LCNO1-2019fbLoc82in

Craft : Electrical Effective Date : 09/19/2019 Last Posted : 09/19/2019

| | BHR | | Fringe Benefit Payments | | | | | Irrevocable Fund | | Total PWR | Overtime Rate | |
|---------------------------|---------|---------|-------------------------|---------|---------|--------|---------|------------------|-----------|-----------|---------------|---------|
| | | | H&W | Pension | App Tr. | Vac. | Annuity | Other | LECET (*) | MISC (*) | | |
| Classification | | | | | | | | | | | | |
| Electrician | \$30.15 | | \$5.95 | \$8.75 | \$0.66 | \$0.00 | \$2.45 | \$0.00 | \$0.00 | \$0.00 | \$47.96 | \$63.03 |
| CE-3 12,001-14,000 | \$21.89 | | \$5.95 | \$0.66 | \$0.66 | \$0.00 | \$0.62 | \$0.00 | \$0.00 | \$0.10 | \$29.88 | \$40.82 |
| CE-2 10,001-12,000 Hrs | \$17.20 | | \$5.95 | \$0.52 | \$0.66 | \$0.00 | \$0.49 | \$0.00 | \$0.00 | \$0.10 | \$24.92 | \$33.52 |
| CE-1 8,001-10,000 Hrs | \$15.64 | | \$5.95 | \$0.47 | \$0.66 | \$0.00 | \$0.44 | \$0.00 | \$0.00 | \$0.10 | \$23.26 | \$31.08 |
| CW-4 6,001-8,000 Hrs | \$14.07 | | \$5.95 | \$0.42 | \$0.66 | \$0.00 | \$0.40 | \$0.00 | \$0.00 | \$0.10 | \$21.60 | \$28.64 |
| CW-3 4,001-6,000 Hrs | \$12.51 | | \$5.95 | \$0.38 | \$0.66 | \$0.00 | \$0.35 | \$0.00 | \$0.00 | \$0.10 | \$19.95 | \$26.21 |
| CW-2 2,001-4,000 Hrs | \$11.73 | | \$5.95 | \$0.35 | \$0.66 | \$0.00 | \$0.31 | \$0.00 | \$0.00 | \$0.10 | \$19.10 | \$24.96 |
| CW-1 0-2,000 Hrs | \$10.94 | | \$5.95 | \$0.33 | \$0.66 | \$0.00 | \$0.31 | \$0.00 | \$0.00 | \$0.10 | \$18.29 | \$23.76 |
| Apprentice | Percent | | | | | | | | | | | |
| 1st period 0 - 1000 hrs | 42.00 | \$12.66 | \$3.42 | \$0.20 | \$0.22 | \$0.00 | \$0.00 | \$0.00 | \$0.00 | \$0.00 | \$16.50 | \$22.83 |
| 2nd period 1001-2000 hrs | 42.00 | \$12.66 | \$3.42 | \$0.20 | \$0.22 | \$0.00 | \$0.00 | \$0.00 | \$0.00 | \$0.00 | \$16.50 | \$22.83 |
| 3rd period 2001-3500 hrs | 47.00 | \$14.17 | \$6.27 | \$3.69 | \$0.24 | \$0.00 | \$1.50 | \$0.00 | \$0.00 | \$0.00 | \$25.87 | \$32.96 |
| 4th period 3501-5000 hrs | 52.00 | \$15.68 | \$6.32 | \$4.08 | \$0.27 | \$0.00 | \$1.65 | \$0.00 | \$0.00 | \$0.00 | \$28.00 | \$35.84 |
| 5th period 5001-6500 hrs | 62.00 | \$18.69 | \$6.42 | \$4.87 | \$0.32 | \$0.00 | \$1.96 | \$0.00 | \$0.00 | \$0.00 | \$32.26 | \$41.61 |
| 6th period 6501-8000 hrs | 75.00 | \$22.61 | \$6.80 | \$5.89 | \$0.38 | \$0.00 | \$2.40 | \$0.00 | \$0.00 | \$0.00 | \$38.08 | \$49.39 |

Special Calculation Note : No special calculations for this skilled craft wage rate are required at this time.

Ratio :

1 to 3 Journeymen to 3 Apprentices
4 to 6 Journeymen to 6 Apprentices
per job site

Jurisdiction (* denotes special jurisdictional note) :

CLINTON, DARKE, GREENE, MIAMI,
MONTGOMERY, PREBLE, WARREN*

Construction Electrician and Construction Wireman Ratio

There shall be a minimum ratio of one inside Journeyman to every (4) employees of different classification per jobsite. An inside Journeyman Wireman is required on the project as the fifth (5th) worker or when apprentices are used.

Special Jurisdictional Note : The following townships in Warren County are included: Clearcreek, Franklin and Wayne.

The scope of work for the light commercial agreement shall apply to the following facilities not to exceed 200,000 square feet; office buildings, shopping centers, auto sales agencies and garages, churches, funeral homes, nursing homes, hotels, retail and wholesale facilities, small stand-alone manufacturing facilities when free standing and not part of a larger facility (not to exceed 50,000 square fee), solar projects (500 panels or less) unless otherwise covered under the agreement, lighting retrofits (when not associated with remodels involving branch re-circuiting) lighting retrofits shall be defined as the changing of lamps and ballasts in existing light fixtures and shall also include the one for one replacement of existing fixtures, warehouses, gas stations, food service centers, restaurants, entertainment facilities, hospitals, clinics, motels, residential buildings.

Details :

Prevailing Wage Rate Skilled Crafts

Name of Union: Electrical Local 82 Lightning Rod

Change # : LCR01-2019fbLoc82

Craft : Electrical Effective Date : 12/11/2019 Last Posted : 12/11/2019

| | BHR | Fringe Benefit Payments | | | | | | Irrevocable Fund | | Total PWR | Overtime Rate |
|------------------------------------|---------|-------------------------|---------|---------|--------|---------|--------|------------------|----------|-----------|---------------|
| | | H&W | Pension | App Tr. | Vac. | Annuity | Other | LECET (*) | MISC (*) | | |
| Classification | | | | | | | | | | | |
| Electrical Lightning Rod Technican | \$29.79 | \$7.20 | \$8.99 | \$0.00 | \$0.00 | \$3.20 | \$0.00 | \$0.00 | \$0.00 | \$49.18 | \$64.07 |
| | | | | | | | | | | | |

Special Calculation Note : No Apprentice approved by OSAC.

Ratio :

Jurisdiction (* denotes special jurisdictional note) :
CLINTON, DARKE, GREENE, MIAMI,
MONTGOMERY, PREBLE, WARREN*

Special Jurisdictional Note : The following townships in Warren County are included: (Clearcreek, Franklin and Wayne)

Details :

| | | | | | | | | | | | | |
|-------------------------|-------|---------|--------|--------|--------|--------|--------|--------|--------|--------|---------|---------|
| After 09-04-2018 | | | | | | | | | | | | |
| 1st 0-1000 hours | 55.00 | \$13.39 | \$3.00 | \$0.40 | \$0.25 | \$0.00 | \$0.25 | \$0.00 | \$0.00 | \$0.00 | \$17.29 | \$23.99 |
| 2nd 1001-2000 hours | 55.00 | \$13.39 | \$3.00 | \$0.40 | \$0.25 | \$0.00 | \$0.25 | \$0.00 | \$0.00 | \$0.00 | \$17.29 | \$23.99 |
| 3rd 2001-3000 hours | 65.00 | \$15.83 | \$6.40 | \$0.47 | \$0.30 | \$0.00 | \$4.40 | \$0.00 | \$0.00 | \$0.00 | \$27.40 | \$35.31 |
| 4th 3001-4000 hours | 65.00 | \$15.83 | \$6.40 | \$0.47 | \$0.30 | \$0.00 | \$4.40 | \$0.00 | \$0.00 | \$0.00 | \$27.40 | \$35.31 |
| 5th 4001-5000 hours | 75.00 | \$18.26 | \$6.43 | \$0.55 | \$0.35 | \$0.00 | \$4.40 | \$0.00 | \$0.00 | \$0.00 | \$29.99 | \$39.12 |
| 6th 5001-6000 hours | 75.00 | \$18.26 | \$6.43 | \$0.55 | \$0.35 | \$0.00 | \$4.40 | \$0.00 | \$0.00 | \$0.00 | \$29.99 | \$39.12 |
| 7th 6001-7000 hours | 80.00 | \$19.48 | \$6.44 | \$0.58 | \$0.37 | \$0.00 | \$4.40 | \$0.00 | \$0.00 | \$0.00 | \$31.27 | \$41.01 |
| 8th 7001 hours | 80.00 | \$19.48 | \$6.44 | \$0.58 | \$0.37 | \$0.00 | \$4.40 | \$0.00 | \$0.00 | \$0.00 | \$31.27 | \$41.01 |
| Cable Puller | 50.00 | \$12.18 | \$3.00 | \$0.37 | \$0.23 | \$0.00 | \$0.25 | \$0.00 | \$0.00 | \$0.00 | \$16.02 | \$22.11 |

Special Calculation Note : No special calculations for this skilled craft wage rate are required at this time.

Ratio :

1 Journeymen to 2 Apprentice
(Indentured After 9-4-2018)

1 Journeymen to 1 Apprentice
(Indentured Before 9--03-2018)

Jurisdiction (* denotes special jurisdictional note) :

CLINTON, DARKE, GREENE, MIAMI,
MONTGOMERY, PREBLE, WARREN*

Special Jurisdictional Note : The following townships in Warren County are included: (Clearcreek, Franklin and Wayne)

Details :

Work covered but not limited to: installation which utilize transmission and/or transference of voice, sound, vision or digital for commercial, education, security and entertainment purposes for the following:

TV monitoring and surveillance, background-foreground music, intercom and telephone interconnect, inventory control systems, microwave transmission, multimedia, multiplex, nurse call system, radio page, school intercom, sound and low voltage master clock systems.

Fire Alarm work is excluded on all new construction sites or wherever the fire alarm system is installed in conduit.

All HVAC control work is not covered by this wage rate but by the Inside Electrical wage rate.

Prevailing Wage Rate Skilled Crafts

Name of Union: Electrical Local 648 Inside

Change # : LCN01-2019fbLoc648in

Craft : Electrical Effective Date : 09/11/2019 Last Posted : 09/11/2019

| | BHR | | Fringe Benefit Payments | | | | | Irrevocable Fund | | Total PWR | Overtime Rate | |
|---------------------------------|----------------|---------|-------------------------|---------|---------|--------|---------|------------------|-----------|-----------|---------------|----------|
| | | | H&W | Pension | App Tr. | Vac. | Annuity | Other | LECET (*) | | | MISC (*) |
| Classification | | | | | | | | | | | | |
| Electrician | \$30.00 | | \$7.10 | \$8.90 | \$0.45 | \$0.00 | \$2.50 | \$0.90 | \$0.00 | \$0.00 | \$49.85 | \$64.85 |
| | | | | | | | | | | | | |
| | | | | | | | | | | | | |
| | | | | | | | | | | | | |
| | | | | | | | | | | | | |
| | | | | | | | | | | | | |
| | | | | | | | | | | | | |
| | | | | | | | | | | | | |
| | | | | | | | | | | | | |
| Apprentice | Percent | | | | | | | | | | | |
| 1st period 0-1000 hrs | 45.00 | \$13.50 | \$4.07 | \$0.00 | \$0.20 | \$0.00 | \$2.50 | \$0.41 | \$0.00 | \$0.00 | \$20.68 | \$27.43 |
| 2nd period 1001- 2000 hrs | 45.00 | \$13.50 | \$4.07 | \$0.00 | \$0.20 | \$0.00 | \$2.50 | \$0.41 | \$0.00 | \$0.00 | \$20.68 | \$27.43 |
| 3rd period 2001- 3500 hrs | 50.00 | \$15.00 | \$7.10 | \$4.45 | \$0.23 | \$0.00 | \$2.50 | \$0.45 | \$0.00 | \$0.00 | \$29.73 | \$37.23 |
| 4th period 3501- 5000 hrs | 55.00 | \$16.50 | \$7.10 | \$4.90 | \$0.25 | \$0.00 | \$2.50 | \$0.50 | \$0.00 | \$0.00 | \$31.75 | \$40.00 |
| 5th period 5001- 6500 hrs | 62.00 | \$18.60 | \$7.10 | \$5.52 | \$0.28 | \$0.00 | \$2.50 | \$0.56 | \$0.00 | \$0.00 | \$34.56 | \$43.86 |
| 6th period 6501- 8000 hrs | 71.00 | \$21.30 | \$7.10 | \$6.32 | \$0.32 | \$0.00 | \$2.50 | \$0.64 | \$0.00 | \$0.00 | \$38.18 | \$48.83 |

Special Calculation Note : Other is NEBF (Natioanl Electrical Benifit Fund.)

Ratio :

3 Journeyman to 2 Apprentices or fraction thereof:
 1-3 Journeymen to 2 Apprentice
 4-6 Journeymen to 4 Apprentice
 7-9 Journeymen to 6 Apprentice
 first person assigned to any job site shall be a journeyman

Jurisdiction (* denotes special jurisdictional note) :

BUTLER, WARREN*

Special Jurisdictional Note : In Warren County the following townships are included: (Deerfield, Hamilton, Harlan, Massie, Salem, Turtle Creek, Union, and Washington)

Details :

Electricians while splicing cable shall receive \$.50 an hour above the regular electrical rate.

All work that requires the use of gas masks or respirators, shall be paid 50% above the appropriate rate of pay. Work up to & including 40 feet shall be paid \$.50 over the journeyman rate. All work from a Boatswain Chair, Swinging Scaffold, or Barrel shall be at double the Journeyman rate. Workmen required to work 50 feet or more below the surface of the earth will be paid 50% above the Journeyman rate.

Prevailing Wage Rate Skilled Crafts

Name of Union: Electrical Local 648 Lt Commercial South West

Change # : LCN01-2019fbLoc648in

Craft : Electrical Effective Date : 12/24/2019 Last Posted : 12/24/2019

| | BHR | | Fringe Benefit Payments | | | | | Irrevocable Fund | | Total PWR | Overtime Rate | |
|---|----------------|---------|-------------------------|---------|---------|--------|---------|------------------|-----------|-----------|---------------|----------|
| | | | H&W | Pension | App Tr. | Vac. | Annuity | Other | LECET (*) | | | MISC (*) |
| Classification | | | | | | | | | | | | |
| Electrician | \$30.00 | | \$7.10 | \$8.90 | \$0.45 | \$0.00 | \$2.50 | \$0.90 | \$0.00 | \$0.00 | \$49.85 | \$64.85 |
| CE-3 12,001-14,000 Hrs | \$22.45 | | \$6.15 | \$0.67 | \$0.67 | \$0.00 | \$0.67 | \$0.00 | \$0.00 | \$0.00 | \$30.61 | \$41.84 |
| CE-2 10,001-12,000 Hrs | \$17.64 | | \$6.15 | \$0.53 | \$0.67 | \$0.00 | \$0.53 | \$0.00 | \$0.00 | \$0.00 | \$25.52 | \$34.34 |
| CE-1 8,001-10,000 Hrs | \$16.04 | | \$6.15 | \$0.48 | \$0.67 | \$0.00 | \$0.48 | \$0.00 | \$0.00 | \$0.00 | \$23.82 | \$31.84 |
| CW-4 6,001-8,000 Hrs | \$14.43 | | \$6.15 | \$0.43 | \$0.67 | \$0.00 | \$0.43 | \$0.00 | \$0.00 | \$0.00 | \$22.11 | \$29.33 |
| CW-3 4,001-6,000 Hrs | \$12.83 | | \$6.15 | \$0.38 | \$0.67 | \$0.00 | \$0.38 | \$0.00 | \$0.00 | \$0.00 | \$20.41 | \$26.83 |
| CW-2 2,001-4,000 Hrs | \$12.03 | | \$6.15 | \$0.36 | \$0.67 | \$0.00 | \$0.36 | \$0.00 | \$0.00 | \$0.00 | \$19.57 | \$25.58 |
| CW-1 0-2,000 Hrs | \$11.22 | | \$6.15 | \$0.34 | \$0.67 | \$0.00 | \$0.34 | \$0.00 | \$0.00 | \$0.00 | \$18.72 | \$24.33 |
| Apprentice Indentured AFTER 9/1/2006 | Percent | | | | | | | | | | | |
| 1st period 0-1000 hrs | 45.00 | \$13.50 | \$4.07 | \$0.00 | \$0.20 | \$0.00 | \$2.50 | \$0.41 | \$0.00 | \$0.00 | \$20.68 | \$27.43 |
| 2nd period 1001-2000 hrs | 45.00 | \$13.50 | \$4.07 | \$0.00 | \$0.20 | \$0.00 | \$2.50 | \$0.41 | \$0.00 | \$0.00 | \$20.68 | \$27.43 |
| 3rd period 2001-3500 hrs | 50.00 | \$15.00 | \$7.10 | \$4.45 | \$0.23 | \$0.00 | \$2.50 | \$0.45 | \$0.00 | \$0.00 | \$29.73 | \$37.23 |
| 4th period 3501-5000 hrs | 55.00 | \$16.50 | \$7.10 | \$4.90 | \$0.25 | \$0.00 | \$2.50 | \$0.50 | \$0.00 | \$0.00 | \$31.75 | \$40.00 |
| 5th period 5001-6500 hrs | 62.00 | \$18.60 | \$7.10 | \$5.52 | \$0.28 | \$0.00 | \$2.50 | \$0.56 | \$0.00 | \$0.00 | \$34.56 | \$43.86 |
| 6th period 6501-8000 hrs | 71.00 | \$21.30 | \$7.10 | \$6.32 | \$0.32 | \$0.00 | \$2.50 | \$0.64 | \$0.00 | \$0.00 | \$38.18 | \$48.83 |

Special Calculation Note : Other is for NEBF (National Electrical Benifit Fund)

Ratio :

1-3 Journeymen to 2 Apprentice
4-6 Journeymen to 4 Apprentice
7-9 Journeymen to 6 Apprentice
first person assigned to any job site shall be a journeyman

Jurisdiction (* denotes special jurisdictional note) :

BUTLER, WARREN*

Construction Electrician and Construction Wireman Ratio

There shall be a minimum ratio of one inside Journeyman to every (4) employees of different classification per jobsite. An inside Journeyman Wireman is required on the project as the fifth (5th) worker or when apprentices are used

Special Jurisdictional Note : In Warren County the following townships are included: (Deerfield, Hamilton, Harlan, Massie, Salem, Turtle Creek, Union, and Washington)

The scope of work for the light commercial agreement shall apply to the following facilities not to exceed 200,000 square feet; office buildings, shopping centers, auto sales agencies and garages, churches, funeral homes, nursing homes, hotels, retail and wholesale facilities, small stand-alone manufacturing facilities when free standing and not part of a larger facility (not to exceed 50,000 square fee), solar projects (500 panels or less) unless otherwise covered under the agreement, lighting retrofits (when not associated with remodels involving branch re-circuiting) lighting retrofits shall be defined as the changing of lamps and ballasts in existing light fixtures and shall also include the one for one replacement of existing fixtures, warehouses, gas stations, food service centers, restaurants, entertainment facilities, hospitals, clinics, motels, residential buildings.

Details :

Electricians while splicing cable shall receive \$.50 an hour above the regular electrical rate.

All work that requires the use of gas masks or respirators, shall be paid 50% above the appropriate rate of pay. Work up to & including 40 feet shall be paid \$.50 over the journeyman rate. All work from a Boatswain Chair, Swinging Scaffold, or Barrel shall be at double the Journeyman rate. Workmen required to work 50 feet or more below the surface of the earth will be paid 50% above the Journeyman rate.

Prevailing Wage Rate Skilled Crafts

Name of Union: Electrical Local 648 Voice Data Video

Change # : LCR01-2019fbLoc648VDV

Craft : Voice Data Video Effective Date : 12/24/2019 Last Posted : 12/24/2019

| Classification | BHR | Fringe Benefit Payments | | | | | | Irrevocable Fund | | Total PWR | Overtime Rate |
|--|---------|-------------------------|---------|---------|--------|---------|--------|------------------|----------|-----------|---------------|
| | | H&W | Pension | App Tr. | Vac. | Annuity | Other | LECET (*) | MISC (*) | | |
| Electrical Installer Technician A | \$24.35 | \$6.50 | \$0.73 | \$0.46 | \$0.00 | \$4.40 | \$0.00 | \$0.00 | \$0.00 | \$36.44 | \$48.62 |
| Electrical Installer Technician B | \$23.13 | \$6.50 | \$0.69 | \$0.44 | \$0.00 | \$4.40 | \$0.00 | \$0.00 | \$0.00 | \$35.16 | \$46.72 |
| JW Installer Technician B | \$21.92 | \$6.50 | \$0.66 | \$0.42 | \$0.00 | \$4.40 | \$0.00 | \$0.00 | \$0.00 | \$33.90 | \$44.86 |
| Non BICSI Installer | \$15.83 | \$3.00 | \$0.47 | \$0.30 | \$0.00 | \$2.00 | \$0.00 | \$0.00 | \$0.00 | \$21.60 | \$29.51 |
| Apprentice Indentured AFTER 09-03-2018 | | | | | | | | | | | |
| 1 st Period 0-800 Hrs | \$13.14 | \$3.00 | \$0.38 | \$0.25 | \$0.00 | \$0.25 | \$0.00 | \$0.00 | \$0.00 | \$17.02 | \$23.59 |
| 2nd Period 801-1600 Hrs | \$13.14 | \$3.00 | \$0.38 | \$0.25 | \$0.00 | \$0.25 | \$0.00 | \$0.00 | \$0.00 | \$17.02 | \$23.59 |
| 3rd Period 1601-2400 Hrs | \$15.83 | \$6.00 | \$0.47 | \$0.30 | \$0.00 | \$4.00 | \$0.00 | \$0.00 | \$0.00 | \$26.60 | \$34.52 |
| 4th Period 2401-3200 Hrs | \$15.83 | \$6.00 | \$0.47 | \$0.30 | \$0.00 | \$4.00 | \$0.00 | \$0.00 | \$0.00 | \$26.60 | \$34.52 |
| 5th Period 3201-4000 Hrs | \$18.26 | \$6.03 | \$0.55 | \$0.35 | \$0.00 | \$4.00 | \$0.00 | \$0.00 | \$0.00 | \$29.19 | \$38.32 |
| 6th Period 4001-4800 Hrs | \$18.26 | \$6.03 | \$0.55 | \$0.35 | \$0.00 | \$4.00 | \$0.00 | \$0.00 | \$0.00 | \$29.19 | \$38.32 |
| 7th Period 4801-5600 Hrs | \$19.48 | \$8.04 | \$0.58 | \$0.30 | \$0.00 | \$4.00 | \$0.00 | \$0.00 | \$0.00 | \$32.40 | \$42.14 |
| 8th Period 5601-6400 | \$19.48 | \$8.04 | \$0.58 | \$0.37 | \$0.00 | \$4.00 | \$0.00 | \$0.00 | \$0.00 | \$32.47 | \$42.21 |
| Cable Puller | \$12.18 | \$3.00 | \$0.37 | \$0.23 | \$0.00 | \$0.25 | \$0.00 | \$0.00 | \$0.00 | \$16.03 | \$22.12 |

| Apprentice Indentured PRIOR to 09-03-2018 | Percent | | | | | | | | | | | |
|--|---------|---------|--------|--------|--------|--------|--------|--------|--------|--------|---------|---------|
| 1st period 0-800 hrs | 50.00 | \$12.18 | \$6.50 | \$0.37 | \$0.23 | \$0.00 | \$0.25 | \$0.00 | \$0.00 | \$0.00 | \$19.53 | \$25.61 |
| 2nd period 801-1600 hrs | 50.00 | \$12.18 | \$6.50 | \$0.37 | \$0.23 | \$0.00 | \$0.25 | \$0.00 | \$0.00 | \$0.00 | \$19.53 | \$25.61 |
| 3rd period 1601-2400 hrs | 60.00 | \$14.61 | \$6.50 | \$0.44 | \$0.28 | \$0.00 | \$4.40 | \$0.00 | \$0.00 | \$0.00 | \$26.23 | \$33.54 |
| 4th period 2401-3200 hrs | 65.00 | \$15.83 | \$6.50 | \$0.47 | \$0.30 | \$0.00 | \$4.40 | \$0.00 | \$0.00 | \$0.00 | \$27.50 | \$35.41 |
| 5th period 3201-4000 hrs | 70.00 | \$17.04 | \$6.50 | \$0.51 | \$0.32 | \$0.00 | \$4.40 | \$0.00 | \$0.00 | \$0.00 | \$28.77 | \$37.30 |
| 6th period 4001-4800 hrs | 75.00 | \$18.26 | \$6.50 | \$0.55 | \$0.35 | \$0.00 | \$4.40 | \$0.00 | \$0.00 | \$0.00 | \$30.06 | \$39.19 |
| Cable Puller | 50.00 | \$12.18 | \$3.00 | \$0.37 | \$0.23 | \$0.00 | \$0.25 | \$0.00 | \$0.00 | \$0.00 | \$16.02 | \$22.11 |

Special Calculation Note :

Ratio :

1 Technician to 2 Apprentice

Jurisdiction (* denotes special jurisdictional note) :

BUTLER, WARREN*

Special Jurisdictional Note : The following townships In Warren County are included: (Deerfield, Hamilton, Harlan, Massie, Salem, Turtle Creek, Union, and Washington)

Details :

The following work is excluded from the Teledata Technician work scope:

*The installation of computer systems in industrial applications such as assembly lines, robotics, computer controller manufacturing systems.

*The installation of conduit and/or raceways shall be installed by Inside Wireman. On sites where there is no Inside Wireman employed, the

Teledata Technician may install raceway or conduit not greater than 10 ft.

*Fire Alarm work is excluded on all new construction sites or wherever the fire alarm system is installed in conduit

*All HVAC control work.

Prevailing Wage Rate Skilled Crafts

Name of Union: Elevator Local 11

Change # : LCN02-2019fbLoc11

Craft : Elevator Effective Date : 01/01/2020 Last Posted : 11/26/2019

| | BHR | | Fringe Benefit Payments | | | | | Irrevocable Fund | | Total PWR | Overtime Rate | |
|-------------------------|---------|---------|-------------------------|---------|---------|--------|---------|------------------|-----------|-----------|---------------|----------|
| | | | H&W | Pension | App Tr. | Vac. | Annuity | Other | LECET (*) | | | MISC (*) |
| Classification | | | | | | | | | | | | |
| Elevator Mechanic | \$47.23 | | \$15.73 | \$10.21 | \$0.63 | \$3.78 | \$8.20 | \$1.51 | \$0.00 | \$0.00 | \$87.29 | \$110.90 |
| Probationary Apprentice | 50.02 | \$23.62 | \$0.00 | \$0.00 | \$0.00 | \$1.42 | \$0.00 | \$0.76 | \$0.00 | \$0.00 | \$25.80 | \$37.62 |
| 1st year | 55.00 | \$25.98 | \$15.73 | \$10.21 | \$0.63 | \$1.56 | \$8.20 | \$0.83 | \$0.00 | \$0.00 | \$63.14 | \$76.12 |
| 2nd year | 65.00 | \$30.70 | \$15.73 | \$10.21 | \$0.63 | \$1.84 | \$8.20 | \$0.98 | \$0.00 | \$0.00 | \$68.29 | \$83.64 |
| 3rd year | 70.00 | \$33.06 | \$15.73 | \$10.21 | \$0.63 | \$1.98 | \$8.20 | \$1.06 | \$0.00 | \$0.00 | \$70.87 | \$87.40 |
| 4th year | 80.00 | \$37.78 | \$15.73 | \$10.21 | \$0.63 | \$2.27 | \$8.20 | \$1.21 | \$0.00 | \$0.00 | \$76.03 | \$94.93 |
| Helper | 70.00 | \$33.06 | \$15.73 | \$10.21 | \$0.63 | \$1.98 | \$8.20 | \$1.06 | \$0.00 | \$0.00 | \$70.87 | \$87.40 |
| Assistant Mechanic | 80.00 | \$37.78 | \$15.73 | \$10.21 | \$0.63 | \$2.27 | \$8.20 | \$1.21 | \$0.00 | \$0.00 | \$76.03 | \$94.93 |

Special Calculation Note : Other is Holiday Pay. Vacation calculated at 6%.

Ratio :

The total number of Helpers & Apprentices employed shall not exceed the number of Mechanics on any one job, except on jobs where (2) teams or more are working, (1) extra Helper or Apprentice may be employed for the first (2) teams and an extra Helper or Apprentice for each additional (3) teams.

- 1 Journeymen to 1 Apprentice
- 2 Journeymen to 5 Apprentice
- 3 Journeymen to 6 Apprentice

Jurisdiction (* denotes special jurisdictional note) :

ADAMS, BROWN, BUTLER, CLERMONT, CLINTON, DARKE, GREENE, HAMILTON, HIGHLAND, MIAMI, MONTGOMERY, PREBLE, SCIOTO, SHELBY, WARREN

Special Jurisdictional Note :

Details :

Prevailing Wage Rate Skilled Crafts

Name of Union: Glazier Local 387

Change # : LCN03-2019fbLoc387

Craft : Glazier Effective Date : 11/06/2019 Last Posted : 11/06/2019

| | BHR | | Fringe Benefit Payments | | | | | Irrevocable Fund | | Total PWR | Overtime Rate | |
|---------------------------|---------|---------|-------------------------|---------|---------|--------|---------|------------------|-----------|-----------|---------------|----------|
| | | | H&W | Pension | App Tr. | Vac. | Annuity | Other | LECET (*) | | | MISC (*) |
| Classification | | | | | | | | | | | | |
| Glazier | \$27.03 | | \$5.57 | \$9.85 | \$0.25 | \$0.00 | \$0.00 | \$0.00 | \$0.00 | \$0.00 | \$42.70 | \$56.22 |
| Apprentice Percent | | | | | | | | | | | | |
| 1st 6 months | 55.48 | \$15.00 | \$5.57 | \$0.00 | \$0.25 | \$0.00 | \$0.00 | \$0.00 | \$0.00 | \$0.00 | \$20.82 | \$28.31 |
| 2nd 6 months | 65.00 | \$17.57 | \$5.57 | \$5.94 | \$0.25 | \$0.00 | \$0.00 | \$0.00 | \$0.00 | \$0.00 | \$29.33 | \$38.11 |
| 3rd 6 months | 70.00 | \$18.92 | \$5.57 | \$6.46 | \$0.25 | \$0.00 | \$0.00 | \$0.00 | \$0.00 | \$0.00 | \$31.20 | \$40.66 |
| 4th 6 months | 75.00 | \$20.27 | \$5.57 | \$6.60 | \$0.25 | \$0.00 | \$0.00 | \$0.00 | \$0.00 | \$0.00 | \$32.69 | \$42.83 |
| 5th 6 months | 80.00 | \$21.62 | \$5.57 | \$7.18 | \$0.25 | \$0.00 | \$0.00 | \$0.00 | \$0.00 | \$0.00 | \$34.62 | \$45.44 |
| 6th 6 months | 85.00 | \$22.98 | \$5.57 | \$7.32 | \$0.25 | \$0.00 | \$0.00 | \$0.00 | \$0.00 | \$0.00 | \$36.12 | \$47.60 |
| 7th 6 months | 90.00 | \$24.33 | \$5.57 | \$7.84 | \$0.25 | \$0.00 | \$0.00 | \$0.00 | \$0.00 | \$0.00 | \$37.99 | \$50.15 |
| 8th 6 months | 95.00 | \$25.68 | \$5.57 | \$8.43 | \$0.25 | \$0.00 | \$0.00 | \$0.00 | \$0.00 | \$0.00 | \$39.93 | \$52.77 |

Special Calculation Note : No special calculations for this skilled craft wage rate are required at this time.

Ratio :

Each employer may employ and train Apprentices in the following ratio to journeymen workers employed.
1 Journeymen to 1 Apprentice

Jurisdiction (* denotes special jurisdictional note) :

ADAMS, BROWN, BUTLER, CHAMPAIGN, CLARK, CLERMONT, CLINTON, DARKE, FAYETTE*, GREENE, HAMILTON, HIGHLAND, MIAMI, MONTGOMERY, PREBLE, SHELBY*, WARREN

Special Jurisdictional Note : Fayette County: Eastern portion of route #41 being the dividing line between locals 372 and 387. Local 387 has jurisdiction of projects built on property which borders route #41 East. Shelby County: Southern portion of routes #47 & 29.

Details :

Prevailing Wage Rate Skilled Crafts

Name of Union: Ironworker Local 44

Change # : LCNO1-2019fbLoc44

Craft : Ironworker Effective Date : 06/05/2019 Last Posted : 06/05/2019

| | BHR | | Fringe Benefit Payments | | | | | Irrevocable Fund | | Total PWR | Overtime Rate | |
|------------------------|----------------|---------|-------------------------|---------|---------|--------|---------|------------------|-----------|-----------|---------------|----------|
| | | | H&W | Pension | App Tr. | Vac. | Annuity | Other | LECET (*) | | | MISC (*) |
| Classification | | | | | | | | | | | | |
| Ironworker Reinforcing | \$29.87 | | \$8.20 | \$9.50 | \$0.60 | \$0.00 | \$3.00 | \$0.19 | \$0.00 | \$0.00 | \$51.36 | \$66.29 |
| Structural | \$29.37 | | \$8.20 | \$9.50 | \$0.60 | \$0.00 | \$3.00 | \$0.19 | \$0.00 | \$0.00 | \$50.86 | \$65.54 |
| Ornamental | \$29.37 | | \$8.20 | \$9.50 | \$0.60 | \$0.00 | \$3.00 | \$0.19 | \$0.00 | \$0.00 | \$50.86 | \$65.54 |
| Machine Mover/Rigger | \$29.37 | | \$8.20 | \$9.50 | \$0.60 | \$0.00 | \$3.00 | \$0.19 | \$0.00 | \$0.00 | \$50.86 | \$65.54 |
| Conveyer Mechanic | \$29.37 | | \$8.20 | \$9.50 | \$0.60 | \$0.00 | \$3.00 | \$0.19 | \$0.00 | \$0.00 | \$50.86 | \$65.54 |
| Maintenance/Heavy Hwy | \$29.37 | | \$8.20 | \$9.50 | \$0.60 | \$0.00 | \$3.00 | \$0.19 | \$0.00 | \$0.00 | \$50.86 | \$65.54 |
| Welder A | \$29.62 | | \$8.20 | \$9.50 | \$0.60 | \$0.00 | \$3.00 | \$0.19 | \$0.00 | \$0.00 | \$51.11 | \$65.92 |
| Welder B | \$29.87 | | \$8.20 | \$9.50 | \$0.60 | \$0.00 | \$3.00 | \$0.19 | \$0.00 | \$0.00 | \$51.36 | \$66.29 |
| Sheeter | \$29.37 | | \$8.20 | \$9.50 | \$0.60 | \$0.00 | \$3.00 | \$0.19 | \$0.00 | \$0.00 | \$50.86 | \$65.54 |
| Fence Erector | \$27.90 | | \$8.20 | \$9.50 | \$0.60 | \$0.00 | \$3.00 | \$0.19 | \$0.00 | \$0.00 | \$49.39 | \$63.34 |
| Ironworker | \$29.37 | | \$8.20 | \$9.50 | \$0.60 | \$0.00 | \$3.00 | \$0.19 | \$0.00 | \$0.00 | \$50.86 | \$65.54 |
| Apprentice | Percent | | | | | | | | | | | |
| Apprentice | | | | | | | | | | | | |
| 1st yr A | 55.00 | \$16.43 | \$8.20 | \$9.50 | \$0.60 | \$0.00 | \$0.75 | \$0.19 | \$0.00 | \$0.00 | \$35.67 | \$43.88 |
| 1st yr B | 60.00 | \$17.92 | \$8.20 | \$9.50 | \$0.60 | \$0.00 | \$0.75 | \$0.19 | \$0.00 | \$0.00 | \$37.16 | \$46.12 |
| 1st yr C | 65.00 | \$19.42 | \$8.20 | \$9.50 | \$0.60 | \$0.00 | \$0.75 | \$0.19 | \$0.00 | \$0.00 | \$38.66 | \$48.36 |
| 2nd yr A | 70.00 | \$20.91 | \$8.20 | \$9.50 | \$0.60 | \$0.00 | \$0.75 | \$0.19 | \$0.00 | \$0.00 | \$40.15 | \$50.60 |
| 2nd yr B | 75.00 | \$22.40 | \$8.20 | \$9.50 | \$0.60 | \$0.00 | \$0.75 | \$0.19 | \$0.00 | \$0.00 | \$41.64 | \$52.84 |
| 3rd yr A | 80.00 | \$23.90 | \$8.20 | \$9.50 | \$0.60 | \$0.00 | \$1.50 | \$0.19 | \$0.00 | \$0.00 | \$43.89 | \$55.83 |
| 3rd yr B | 85.00 | \$25.39 | \$8.20 | \$9.50 | \$0.60 | \$0.00 | \$1.50 | \$0.19 | \$0.00 | \$0.00 | \$45.38 | \$58.07 |
| 4th yr A | 90.00 | \$26.88 | \$8.20 | \$9.50 | \$0.60 | \$0.00 | \$2.25 | \$0.19 | \$0.00 | \$0.00 | \$47.62 | \$61.06 |
| 4th yr B | 95.00 | \$28.38 | \$8.20 | \$9.50 | \$0.60 | \$0.00 | \$2.25 | \$0.19 | \$0.00 | \$0.00 | \$49.12 | \$63.30 |
| 4th yr C | 100.00 | \$29.87 | \$8.20 | \$9.50 | \$0.60 | \$0.00 | \$2.25 | \$0.19 | \$0.00 | \$0.00 | \$50.61 | \$65.54 |

Special Calculation Note : Other is Impact Fund Training

Ratio :

1 Journeymen to 1 Apprentice
2 Journeymen to 2 Apprentice
10 Journeymen to 4 Apprentices

Jurisdiction (* denotes special jurisdictional note) :

ADAMS*, BROWN, BUTLER*, CLERMONT,
CLINTON*, HAMILTON, HIGHLAND*,
WARREN*

Special Jurisdictional Note : Adams County Twps included: Bratton, Scott, Winchester, Wayne. Butler County Twps included: Oxford, St. Clair, Fairfield, Morgan, Liberty, Union, Ross, Reily, Hanover, West Chester. In Clinton County, Manchester and South West Borrow. Highland County Twps included: Dotson, Salem, Clay, White Oak, Hamer, New Market, Concord, Jackson, Washington. Warren County Twps included: Harlan, Deerfield, Hamilton.

Details :

Structural Iron Work but not limited to: field fabrication, all loading to and including the erecting, rigging, assembly, dismantling, placing, temporary and permanent securing by any means of all structural iron, steel, ornamental lead, bronze, brass, copper, aluminum, glass all ferrous and non ferrous metal and composite material, precast prestressed and post-stressed concrete structures. Bridges and bridge rails, bridge viaducts, bucks bulkheads, bumper and bumper post, canopies and unistrut canopies, corrugated ferrous and non ferrous sheets when attached to steel frames, columns, beams, bar-joists, trusses, grinders, roof decking, electrical supports, elevator cars, elevator fronts and enclosures, erection of steel towers, flag poles, gymnasium equipment, stadium and arena seating, jail cell work, jail cell beds, benches, bunks, chairs, tables, mirrors, jail cell access doors, rigging and installation of machinery and equipment (erecting, aligning, anchoring and dismantling, erection and dismantling of tower cranes, derrick monorail systems, Chicago booms, overhead cranes, gantries, material and personnel hoists, tanks, hoppers and conveyors. All pre-engineered metal buildings and their entirety including siding, roofing, gutters, downspouts and erection of all.

Ornamental Iron Work but not limited to: all work in connection with field fabrication, handling including loading/off loading, sorting, cutting, fastening, anchoring, bending, hoisting, placing, burning, welding, and tying, dismantling of all materials used in miscellaneous iron or steel, for stairs, hand railings, rolling doors, rolling gates, rolling shutters, fence, windows, curtain wall, erection and welding of all metal, sash, architectural and ornamental treatments, but not necessarily limited to all sizes and types of ornamental, steel iron, lead, bronze, brass, copper, aluminum, all ferrous and non ferrous metals and composite materials

Fence Erector Iron Worker but not limited to: All work in connection with the field fabrication and erection of chain link fence, which includes but not limited to the loading and of the fence fabric and posts also the installation of the above.

Prevailing Wage Rate Skilled Crafts

Name of Union: Ironworker Local 290

Change # : LCN01-2019fbLoc290

Craft : Ironworker Effective Date : 06/01/2019 Last Posted : 05/23/2019

| | BHR | | Fringe Benefit Payments | | | | | Irrevocable Fund | | Total PWR | Overtime Rate | |
|------------------------|----------------|---------|-------------------------|---------|---------|--------|---------|------------------|-----------|-----------|---------------|----------|
| | | | H&W | Pension | App Tr. | Vac. | Annuity | Other | LECET (*) | | | MISC (*) |
| Classification | | | | | | | | | | | | |
| Ironworker Structural | \$29.23 | | \$8.20 | \$9.50 | \$0.65 | \$0.00 | \$4.00 | \$0.02 | \$0.00 | \$0.00 | \$51.60 | \$66.21 |
| Welder | \$29.23 | | \$8.20 | \$9.50 | \$0.65 | \$0.00 | \$4.00 | \$0.02 | \$0.00 | \$0.00 | \$51.60 | \$66.21 |
| Fence Erector | \$29.23 | | \$8.20 | \$9.50 | \$0.65 | \$0.00 | \$4.00 | \$0.02 | \$0.00 | \$0.00 | \$51.60 | \$66.21 |
| Reinforcing Rods | \$29.23 | | \$8.20 | \$9.50 | \$0.65 | \$0.00 | \$4.00 | \$0.02 | \$0.00 | \$0.00 | \$51.60 | \$66.21 |
| Machinery Mover | \$29.23 | | \$8.20 | \$9.50 | \$0.65 | \$0.00 | \$4.00 | \$0.02 | \$0.00 | \$0.00 | \$51.60 | \$66.21 |
| Sheeter | \$29.23 | | \$8.20 | \$9.50 | \$0.65 | \$0.00 | \$4.00 | \$0.02 | \$0.00 | \$0.00 | \$51.60 | \$66.21 |
| Metal Building Erector | \$29.23 | | \$8.20 | \$9.50 | \$0.65 | \$0.00 | \$4.00 | \$0.02 | \$0.00 | \$0.00 | \$51.60 | \$66.21 |
| Rigger & Erector | \$29.29 | | \$8.20 | \$9.50 | \$0.65 | \$0.00 | \$4.00 | \$0.02 | \$0.00 | \$0.00 | \$51.66 | \$66.30 |
| Apprentice | Percent | | | | | | | | | | | |
| 1st year | 65.15 | \$19.04 | \$8.20 | \$9.50 | \$0.65 | \$0.00 | \$2.50 | \$0.02 | \$0.00 | \$0.00 | \$39.91 | \$49.44 |
| 2nd year | 75.15 | \$21.97 | \$8.20 | \$9.50 | \$0.65 | \$0.00 | \$2.50 | \$0.02 | \$0.00 | \$0.00 | \$42.84 | \$53.82 |
| 3rd year | 85.15 | \$24.89 | \$8.20 | \$9.50 | \$0.65 | \$0.00 | \$2.50 | \$0.02 | \$0.00 | \$0.00 | \$45.76 | \$58.20 |
| 4th year | 95.15 | \$27.81 | \$8.20 | \$9.50 | \$0.65 | \$0.00 | \$2.50 | \$0.02 | \$0.00 | \$0.00 | \$48.68 | \$62.59 |

Special Calculation Note : Other is for Industry Fund.

Ratio :

3 Journeymen to 1 Apprentice

Jurisdiction (* denotes special jurisdictional note) :

ALLEN*, AUGLAIZE, BUTLER*, CHAMPAIGN*, CLARK, CLINTON, DARKE, FAYETTE*, GREENE, HARDIN*, HIGHLAND*, LOGAN*, MADISON*, MERCER*, MIAMI, MONTGOMERY, PREBLE, SHELBY, VAN WERT*, WARREN*

Special Jurisdictional Note : Allen County Twps included are: Auglaize, Perry, Shawnee, Amanda, Spencer, Marion, Sugar Creek, American, Bath, Jackson. Butler County Twps included are: Milford, Wayne, Madison, Lemon. Champaign Cnty Twps included are: Union, Urbana, Jackson, Concord, Salem, Mad River, Johnson, Harrison, Adams. Fayette County Twps included are: Green, Jasper, Concord, Jefferson. Hardin County Twps included are: Round Head, Marion,

Liberty. Highland County Twps included are: Fairfield, Penn, Union, Marshall, Liberty, Paint, Brush Creek. Logan County Twps included are: Richland, Stokes, Bloomfield, Washington, Harrison, McArthur, Lake, Liberty, Pleasant, Miami. Madison County Twps included are: Stokes. Mercer County Twps included are: Dublin, Washington, Jefferson, Recovery, Gibson, Union, Liberty, Butler, Granville, Center, Hopewell, Franklin, Marion. VanWert County Twps included are: Jennings. Warren County Twps included are: Franklin, Clear Creek, Turtle Creek, Wayne, Massie, Washington, Salem, Union.

Details :

Structural Iron Work but not limited to:field fabrication, all loading to and including the erecting,rigging,assembly,dismantling, placing, temporary and permanent securing by any means of all structural iron,steel,ornamental lead,bronze,brass,copper,aluminum,glass all ferrous and non ferrous metal and composite material, precast prestressed and post-stressed concrete structures. Bridges and bridge rails,bridge viaducts,bucks bulkheads,bumper and bumper post,canopies and unistrut canopies,corrugated ferrous and non ferrous sheets when attached to steel frames,columns,beams,bar-joists,trusses,grinders,roof decking,electrical supports,elevator cars,elevator fronts and enclosures,erection of steel towers,flag poles, gymnasium equipment,stadium and arena seating,jail cell work,jail cell beds,benches,bunks,chairs,tables,mirrors,jail cell access doors,rigging and installation of machinery and equipment(erection,aligning,anchoring and dismantling, erection and dismantling of tower cranes,derrick monorail systems, Chicago booms,overhead cranes,gantries,material and personnel hoists,tanks,hoppers and conveyors. All pre-engineered metal buildings and their entirety including siding,roofing, gutters, downspouts and erection of all.

Ornamental Iron Work but not limited to:all work in connection with field fabrication,handling including loading/off loading,sorting,cutting,fastening,anchoring,bending,hoisting,placing,burning,welding,and tying,dismantling of all materials used in miscellaneous iron or steel, for stairs,hand railings,rolling doors, rolling gates,rolling shutters,fence,windows,curtain wall,erection and welding of all metal, sash,architectural and ornamental treatments, but not necessarily limited to all sizes and types of ornamental,steel iron,lead,bronze,brass,copper,aluminum,all ferrous and non ferrous metals and composite materials

Fence Erector Iron Worker but not limited to: All work in connection with the field fabrication and erection of chain link fence,which includes but not limited to the loading and of the fence fabric and posts also the installation of the above.

Prevailing Wage Rate Skilled Crafts

Name of Union: Labor HevHwy 3

Change # : LCN01-2019fbLocalHevHwy3

Craft : Laborer Group 1 Effective Date : 05/23/2019 Last Posted : 05/23/2019

| | BHR | | Fringe Benefit Payments | | | | | Irrevocable Fund | | Total PWR | Overtime Rate | |
|--------------------|---------|---------|-------------------------|---------|---------|--------|---------|------------------|-----------|-----------|---------------|----------|
| | | | H&W | Pension | App Tr. | Vac. | Annuity | Other | LECET (*) | | | MISC (*) |
| Classification | | | | | | | | | | | | |
| Laborer Group 1 | \$31.62 | | \$7.00 | \$3.70 | \$0.45 | \$0.00 | \$0.00 | \$0.00 | \$0.10 | \$0.00 | \$42.87 | \$58.68 |
| Group 2 | \$31.79 | | \$7.00 | \$3.70 | \$0.45 | \$0.00 | \$0.00 | \$0.00 | \$0.10 | \$0.00 | \$43.04 | \$58.94 |
| Group 3 | \$32.12 | | \$7.00 | \$3.70 | \$0.45 | \$0.00 | \$0.00 | \$0.00 | \$0.10 | \$0.00 | \$43.37 | \$59.43 |
| Group 4 | \$32.57 | | \$7.00 | \$3.70 | \$0.45 | \$0.00 | \$0.00 | \$0.00 | \$0.10 | \$0.00 | \$43.82 | \$60.11 |
| Watch Person | \$24.35 | | \$7.00 | \$3.70 | \$0.45 | \$0.00 | \$0.00 | \$0.00 | \$0.10 | \$0.00 | \$35.60 | \$47.78 |
| Apprentice | Percent | | | | | | | | | | | |
| 0-1000 hrs | 60.00 | \$18.97 | \$7.00 | \$3.70 | \$0.45 | \$0.00 | \$0.00 | \$0.00 | \$0.10 | \$0.00 | \$30.22 | \$39.71 |
| 1001-2000 hrs | 70.00 | \$22.13 | \$7.00 | \$3.70 | \$0.45 | \$0.00 | \$0.00 | \$0.00 | \$0.10 | \$0.00 | \$33.38 | \$44.45 |
| 2001-3000 hrs | 80.00 | \$25.30 | \$7.00 | \$3.70 | \$0.45 | \$0.00 | \$0.00 | \$0.00 | \$0.10 | \$0.00 | \$36.55 | \$49.19 |
| 3001-4000 hrs | 90.00 | \$28.46 | \$7.00 | \$3.70 | \$0.45 | \$0.00 | \$0.00 | \$0.00 | \$0.10 | \$0.00 | \$39.71 | \$53.94 |
| More than 4000 hrs | 100.00 | \$31.62 | \$7.00 | \$3.70 | \$0.45 | \$0.00 | \$0.00 | \$0.00 | \$0.10 | \$0.00 | \$42.87 | \$58.68 |

Special Calculation Note : Watchmen have no Apprentices. Tunnel Laborer rate with air-pressurized add \$1.00 to the above wage rate.

Ratio :

- 1 Journeymen to 1 Apprentice
- 3 Journeymen to 1 Apprentice thereafter

Jurisdiction (* denotes special jurisdictional note) :

ADAMS, ALLEN, ASHLAND, ATHENS, AUGLAIZE, BELMONT, BROWN, BUTLER, CARROLL, CHAMPAIGN, CLARK, CLERMONT, CLINTON, COLUMBIANA, COSHOCTON, CRAWFORD, DARKE, DEFIANCE, DELAWARE, FAIRFIELD, FAYETTE, FRANKLIN, FULTON, GALLIA, GREENE, GUERNSEY, HAMILTON, HANCOCK, HARDIN, HARRISON, HENRY, HIGHLAND, HOCKING, HOLMES, JACKSON, JEFFERSON, KNOX, LAWRENCE, LICKING, LOGAN, MADISON, MARION, MEIGS, MERCER, MIAMI, MONROE, MONTGOMERY, MORGAN, MORROW, MUSKINGUM, NOBLE, PAULDING, PERRY, PICKAWAY, PIKE, PREBLE, PUTNAM, RICHLAND, ROSS, SCIOTO, SENECA, SHELBY,

TUSCARAWAS, UNION, VAN WERT, VINTON,
WARREN, WASHINGTON, WAYNE, WILLIAMS,
WYANDOT

Special Jurisdictional Note : Hod Carriers and Common Laborers - Heavy, Highway, Sewer, Waterworks, Utility, Airport, Railroad, Industrial and Building Site, Sewer Plant, Waste Water Treatment Facilities Construction

Details :

Group 1

Laborer (Construction); Plant Laborer or Yardman, Right-of-way Laborer, Landscape Laborer, Highway Lighting Worker, Signalization Worker, (Swimming) Pool Construction Laborer, Utility Man, *Bridge Man, Handyman, Joint Setter, Flagperson, Carpenter Helper, Waterproofing Laborer, Slurry Seal, Seal Coating, Surface Treatment or Road Mix Laborer, Riprap Laborer & Grouter, Asphalt Laborer, Dump Man (batch trucks), Guardrail & Fence Installer, Mesh Handler & Placer, Concrete Curing Applicator, Scaffold Erector, Sign Installer, Hazardous Waste (level D), Diver Helper, Zone Person and Traffic Control.

*Bridge Man will perform work as per the October 31, 1949, memorandum on concrete forms, by and between the United Brotherhood of Carpenters and Joiners of America and the Laborers' International Union of North America, which states in; "the moving, cleaning, oiling and carrying to the next point of erection, and the stripping of forms which are not to be re-used, and forms on all flat arch work shall be done by members of the Laborers' International Union of North America."

Group 2

Asphalt Raker, Screwman or Paver, Concrete Puddler, Kettle Man (pipeline), All Machine-Driven Tools (Gas, Electric, Air), Mason Tender, Brick Paver, Mortar Mixer, Skid Steer, Sheeting & Shoring Person, Surface Grinder Person, Screedperson, Water Blast, Hand Held Wand, Power Buggy or Power Wheelbarrow, Paint Striper, Plastic fusing Machine Operator, Rodding Machine Operator, Pug Mill Operator, Operator of All Vacuum Devices Wet or Dry, Handling of all Pumps 4 inches and under (gas, air or electric), Diver, Form Setter, Bottom Person, Welder Helper (pipeline), Concrete Saw Person, Cutting with Burning Torch, Pipe Layer, Hand Spiker (railroad), Underground Person (working in sewer and waterline, cleaning, repairing and reconditioning). Tunnel Laborer (without air), Caisson, Cofferdam (below 25 feet deep), Air Track and Wagon Drill, Sandblaster Nozzle Person, Hazardous Waste (level B), ***Lead Abatement, Hazardous Waste (level C)

***Includes the erecting of structures for the removal, including the encapsulation and containment of Lead abatement process.

Group 3

Blast and Powder Person, Muckers will be defined as shovel men working directly with the miners, Wrencher (mechanical joints & utility pipeline), Yarnier, Top Lander, Hazardous Waste (level A), Concrete Specialist, Curb Setter and Cutter, Grade Checker, Concrete Crew in Tunnels. Utility pipeline Tappers, Waterline, Caulker, Signal Person will receive the rate equal to the rate paid the Laborer classification for which the Laborer is signaling.

Group 4

Miner, Welder, Gunitite Nozzle Person

A.) The Watchperson shall be responsible to patrol and maintain a safe traffic zone including but not limited to barrels, cones, signs, arrow boards, message boards etc.

The responsibility of a watchperson is to see that the equipment, job and office trailer etc. are secure.

Prevailing Wage Rate Skilled Crafts

Name of Union: Labor Local 534 Building

Change # : LCNO1-2019fbLoc534

Craft : Laborer Effective Date : 06/01/2019 Last Posted : 05/23/2019

| | BHR | | Fringe Benefit Payments | | | | | Irrevocable Fund | | Total PWR | Overtime Rate | |
|-----------------|---------|---------|-------------------------|---------|---------|--------|---------|------------------|-----------|-----------|---------------|----------|
| | | | H&W | Pension | App Tr. | Vac. | Annuity | Other | LECET (*) | | | MISC (*) |
| Classification | | | | | | | | | | | | |
| Laborer Group 1 | \$27.59 | | \$7.00 | \$3.70 | \$0.45 | \$0.00 | \$0.00 | \$0.00 | \$0.10 | \$0.00 | \$38.84 | \$52.64 |
| Laborer Group 2 | \$27.69 | | \$7.00 | \$3.70 | \$0.45 | \$0.00 | \$0.00 | \$0.00 | \$0.10 | \$0.00 | \$38.94 | \$52.79 |
| Laborer Group 3 | \$27.79 | | \$7.00 | \$3.70 | \$0.45 | \$0.00 | \$0.00 | \$0.00 | \$0.10 | \$0.00 | \$39.04 | \$52.94 |
| Laborer Group 4 | \$27.92 | | \$7.00 | \$3.70 | \$0.45 | \$0.00 | \$0.00 | \$0.00 | \$0.10 | \$0.00 | \$39.17 | \$53.13 |
| Laborer Group 5 | \$28.17 | | \$7.00 | \$3.70 | \$0.45 | \$0.00 | \$0.00 | \$0.00 | \$0.10 | \$0.00 | \$39.42 | \$53.51 |
| Laborer Group 6 | \$27.94 | | \$7.00 | \$3.70 | \$0.45 | \$0.00 | \$0.00 | \$0.00 | \$0.10 | \$0.00 | \$39.19 | \$53.16 |
| Laborer Group 7 | \$27.14 | | \$7.00 | \$3.70 | \$0.45 | \$0.00 | \$0.00 | \$0.00 | \$0.10 | \$0.00 | \$38.39 | \$51.96 |
| Apprentice | Percent | | | | | | | | | | | |
| 0-1000 hrs | 60.00 | \$16.55 | \$7.00 | \$3.70 | \$0.45 | \$0.00 | \$0.00 | \$0.00 | \$0.10 | \$0.00 | \$27.80 | \$36.08 |
| 1001-2000 hrs | 70.00 | \$19.31 | \$7.00 | \$3.70 | \$0.45 | \$0.00 | \$0.00 | \$0.00 | \$0.10 | \$0.00 | \$30.56 | \$40.22 |
| 2001-3000 hrs | 80.00 | \$22.07 | \$7.00 | \$3.70 | \$0.45 | \$0.00 | \$0.00 | \$0.00 | \$0.10 | \$0.00 | \$33.32 | \$44.36 |
| 3001-4000 | 90.00 | \$24.83 | \$7.00 | \$3.70 | \$0.45 | \$0.00 | \$0.00 | \$0.00 | \$0.10 | \$0.00 | \$36.08 | \$48.50 |
| 4001 | 100.00 | \$27.59 | \$7.00 | \$3.70 | \$0.45 | \$0.00 | \$0.00 | \$0.00 | \$0.10 | \$0.00 | \$38.84 | \$52.64 |

Special Calculation Note : No special calculations for this skilled craft wage rate are required at this time.

Ratio :

1 Journeyman to 1 Apprentice
3 Journeyman to 1 Apprentice

Jurisdiction (* denotes special jurisdictional note) :

BUTLER, WARREN

Special Jurisdictional Note :

Details :

Note:

Group 1: Building & Common Laborer; All general laborers work including all forms of landscaping, Rough Rider - all pump's 4 inch or smaller, Small Pump Portable Generators-Bobcat to Cleanup, Firewatch and Monitor, (Safety Person)

Group 2: Asphalt Raker, Tamper, Smoother, Hand Air Pump, Hand air Tamper, Chisel, Power Tamper, Operator, Switch, Assemblies, Handling & Laying Precast Concrete Floors & Deck Tool Repairman.

Group 3: Concrete Specialist; Skid Steers (with attachments to perform Laborer's duties) Jack Hammer * Concrete Busterman, Barco Tamper Man, Power Georgia Buggy Man, Power Sweeper Man, Vibrator, Concrete Saw Man, Rail Spikers, Acetylene Burner, Pipelayers, Bos'n Cradleman, Bottom Man, Chipping Hammer Grade Checker, Radio Operator, Form Cleanout & blowout Man, Red Concrete Coloring Man (Electrical Safety)

Group 4: Mason Tender, Mortar Mixers & Scaffold Builders

Group 5: Fork Lift for Mason, all work involving Refractory Materials Including Demolition of Refractory Materials.

Asbestos Removal and Hazardous Waste Removal (handling, control, removal abatement, encapsulation or disposal of asbestos & hazardous waste),

Group 6: Gunnite Man, Sand Blaster, Concrete & Grout Pump & Hose Man, Blast Trac, Miners & Muckers, Free Air, Powderman or Blaster, Mortar or Gypsum Machineman, Welder, Scuba Diver.

Group 7: Watchman & Tool Checker/Toolroom Man

Prevailing Wage Rate Skilled Crafts

Name of Union: Operating Engineers - Building Local 18 - Zone III

Change # : LCN01-2019fbLoc18zone3

Craft : Operating Engineer Effective Date : 05/01/2019 Last Posted : 05/01/2019

| | BHR | | Fringe Benefit Payments | | | | | Irrevocable Fund | | Total PWR | Overtime Rate | |
|------------------------|---------|---------|-------------------------|---------|---------|--------|---------|------------------|-----------|-----------|---------------|----------|
| | | | H&W | Pension | App Tr. | Vac. | Annuity | Other | LECET (*) | | | MISC (*) |
| Classification | | | | | | | | | | | | |
| Operator Class 1 | \$37.14 | | \$8.26 | \$6.00 | \$0.85 | \$0.00 | \$0.00 | \$0.09 | \$0.00 | \$0.00 | \$52.34 | \$70.91 |
| Class 2 | \$37.02 | | \$8.26 | \$6.00 | \$0.85 | \$0.00 | \$0.00 | \$0.09 | \$0.00 | \$0.00 | \$52.22 | \$70.73 |
| Class 3 | \$35.98 | | \$8.26 | \$6.00 | \$0.85 | \$0.00 | \$0.00 | \$0.09 | \$0.00 | \$0.00 | \$51.18 | \$69.17 |
| Class 4 | \$34.80 | | \$8.26 | \$6.00 | \$0.85 | \$0.00 | \$0.00 | \$0.09 | \$0.00 | \$0.00 | \$50.00 | \$67.40 |
| Class 5 | \$29.34 | | \$8.26 | \$6.00 | \$0.85 | \$0.00 | \$0.00 | \$0.09 | \$0.00 | \$0.00 | \$44.54 | \$59.21 |
| Class 6 | \$37.39 | | \$8.26 | \$6.00 | \$0.85 | \$0.00 | \$0.00 | \$0.09 | \$0.00 | \$0.00 | \$52.59 | \$71.28 |
| Class 7 | \$37.64 | | \$8.26 | \$6.00 | \$0.85 | \$0.00 | \$0.00 | \$0.09 | \$0.00 | \$0.00 | \$52.84 | \$71.66 |
| Class 8 | \$38.14 | | \$8.26 | \$6.00 | \$0.85 | \$0.00 | \$0.00 | \$0.09 | \$0.00 | \$0.00 | \$53.34 | \$72.41 |
| Class 9 | \$38.39 | | \$8.26 | \$6.00 | \$0.85 | \$0.00 | \$0.00 | \$0.09 | \$0.00 | \$0.00 | \$53.59 | \$72.78 |
| Apprentice | Percent | | | | | | | | | | | |
| 1st Year | 50.00 | \$18.57 | \$8.26 | \$6.00 | \$0.85 | \$0.00 | \$0.00 | \$0.09 | \$0.00 | \$0.00 | \$33.77 | \$43.06 |
| 2nd Year | 60.00 | \$22.28 | \$8.26 | \$6.00 | \$0.85 | \$0.00 | \$0.00 | \$0.09 | \$0.00 | \$0.00 | \$37.48 | \$48.63 |
| 3rd Year | 70.00 | \$26.00 | \$8.26 | \$6.00 | \$0.85 | \$0.00 | \$0.00 | \$0.09 | \$0.00 | \$0.00 | \$41.20 | \$54.20 |
| 4th Year | 80.00 | \$29.71 | \$8.26 | \$6.00 | \$0.85 | \$0.00 | \$0.00 | \$0.09 | \$0.00 | \$0.00 | \$44.91 | \$59.77 |
| Field Mechanic Trainee | | | | | | | | | | | | |
| 1st Year | 50.00 | \$18.57 | \$8.26 | \$6.00 | \$0.85 | \$0.00 | \$0.00 | \$0.09 | \$0.00 | \$0.00 | \$33.77 | \$43.06 |
| 2nd Year | 60.00 | \$22.28 | \$8.26 | \$6.00 | \$0.85 | \$0.00 | \$0.00 | \$0.09 | \$0.00 | \$0.00 | \$37.48 | \$48.63 |
| 3rd Year | 70.00 | \$26.00 | \$8.26 | \$6.00 | \$0.85 | \$0.00 | \$0.00 | \$0.09 | \$0.00 | \$0.00 | \$41.20 | \$54.20 |
| 4th Year | 80.00 | \$29.71 | \$8.26 | \$6.00 | \$0.85 | \$0.00 | \$0.00 | \$0.09 | \$0.00 | \$0.00 | \$44.91 | \$59.77 |

Special Calculation Note : Other: Education & Safety \$0.09

Ratio :

For every (3) Operating Engineer Journeymen employed by the company there may be employed (1) Registered Apprentice or trainee Engineer through the referral when they are available. An apprentice, while employed as part of a crew per Article VIII, paragraph 77, will not be subject to the apprenticeship ratios in this collective bargaining agreement

Jurisdiction (* denotes special jurisdictional note) :

ADAMS, ALLEN, ASHLAND, ATHENS, AUGLAIZE, BELMONT, BROWN, BUTLER, CARROLL, CHAMPAIGN, CLARK, CLERMONT, CLINTON, COSHOCTON, CRAWFORD, DARKE, DEFIANCE, DELAWARE, FAIRFIELD, FAYETTE, FRANKLIN, FULTON, GALLIA, GREENE, GUERNSEY, HAMILTON, HANCOCK, HARDIN, HARRISON, HENRY, HIGHLAND, HOCKING, HOLMES, JACKSON, JEFFERSON, KNOX, LAWRENCE, LICKING, LOGAN, MADISON, MARION, MEIGS, MERCER, MIAMI, MONROE, MONTGOMERY, MORGAN, MORROW, MUSKINGUM, NOBLE, OTTAWA, PAULDING, PERRY, PICKAWAY, PIKE, PREBLE, PUTNAM, RICHLAND, ROSS, SANDUSKY, SCIOTO, SENECA, SHELBY, STARK, TUSCARAWAS,

UNION, VAN WERT, VINTON, WARREN,
WASHINGTON, WAYNE, WILLIAMS, WYANDOT

Special Jurisdictional Note :

Details :

**Apprentices will receive a 10% increase on top of the percentages listed above provided they are operating mobile equipment. Mechanic Trainees will receive 10% increase if required to have CDL

Class 1 - Barrier Moving Machine; Boiler Operators or Compressor Operators, when compressor or boiler is mounted on crane (Piggyback Operation); Boom Trucks (all types); Cableways Cherry Pickers; Combination - Concrete Mixers & Towers; All Concrete Pumps with Booms; Cranes (all types) Derricks (all types); Draglines Dredges (dipper, clam or suction) 3-man crew; Elevating Graders or Euclid Loaders; Floating Equipment; Gradalls; Helicopter Operators; hoisting building materials; Helicopter Winch Operators, Hoisting building materials; Hoes (All types); Hoists (with two or more drums in use); Hydraulic Gantry (lift system); Laser Finishing Machines; Lift Slab or Panel Jack Operators; Locomotives (all types); Maintenance Engineers (Mechanic and/or Welder); Mixers, paving (multiple drum); Mobile Concrete Pumps, with booms, Panelboards, (all types on site); Pile Drivers; Power Shovels; Prentice Loader; Rail Tamper (with automatic lifting and aligning device); Rotary Drills (all) used on caissons for foundations and sub-structure work; Side Booms; Slip Form Pavers; Straddle Carriers (Building Construction on site); Tug Boats. Horizontal Directional Drill, Rough Terrain Fork-lift with Winch/Hoist, Laser Screed, and Like equipment; Compact Cranes, track or rubber over 4,000 pound capacity, self-erecting cranes; stationary, track or truck (all configurations) bucket trench machines (over 24 " wide).

Class 2 - Asphalt Pavers; Bobcat-type and/or skid steer loader with hoe attachment greater than 7000 lbs. Bulldozers; CMI type Equipment; Endloaders; Hydro Milling Machine; Kolman-type Loaders (Dirt Loading); Lead Greasemen; Mucking Machines; Pettibone-Rail Equipment; Power Graders; Power Scoops; Power Scrapers; Push Cats; Vermeer Type Concrete Saw; All rotomills, grinders & planers of all types. Articulating/end dumps (minus \$4.00/hour from Class 2 rate)

Class 3 - A Frames; Air Compressors, Pressurizing Shafts or Tunnels; All Asphalt Rollers; Bobcat-type and/or skid steer loader with or without attachments; Boilers (15 lbs pressure and over); All concrete Pumps (without booms with 5 inch system); Fork Lifts (except masonry); Highway Drillers - all types (with integral power); Hoists (with one drum); House Elevators (except those automatic call button controlled); Man lifts; Mud Jacks; Pressure Grouting; Pump Operators (installing or operating Well Points or other types of Dewatering Systems); Pumps (4 inches and over discharge); Railroad Tie Inserter/Remover; Rotator (Lime-Soil Stabilizer); Submersible Pumps (4 inches and over discharge); Switch & Tie Tampers (without lifting and aligning device); Trench Machines (24 inches and under); Utility Operators; Material hoist/elevators.

Class 4 - Ballast Re-locator; Backfillers and Tampers; Batch Plant Operators; Bar and Joint Installing Machines; Bull Floats; Burlap and Curing Machines; Clefplanes; Compressors, on building construction; Concrete Spreader; Conveyors, used for handling building materials; Concrete Mixers, one bag capacity (side loader); Concrete Mixers, capacity more than one bag; Crushers; Deck Hands; Drum Fireman (in Asphalt Plant); Farm type tractors pulling attachments; Finishing Machines; Form Trenchers; Generators; Guniting Machines; Hydro-Seeders; Pavement Breakers (hydraulic or cable); Post Drivers; Post Hole Diggers; Pressure Pumps (over 1/2 inch discharge); Road Widening Trenchers; Rollers (except asphalt); All Concrete pumps (without Boom with 4 inch or smaller systems); Self-Propelled Power Spreaders; Concrete Spreaders; Self-Propelled Sub-graders; Shotcrete Machines; Tire Repairmen; Tractors, pulling sheepfoot rollers or graders; VAC/ALLS; Vibratory Compactors, with integral power; Welder Operators.

Class 5 - Boilers (less than 15 lbs. pressure); Inboard/outboard Motor Boat Launches; Light Plant Operators; Masonry Fork Lifts; Oilers/Helpers; Power Driven Heaters (oil fired); Power Scrubbers; Power Sweepers; Pumps (under 4 inch discharge); Signalmen, Submersible Pumps (under 4 inch discharge). Directional Drill Locator and Allen Screed Concrete Paver. Fueling and greasing (plus \$3.00), compact cranes; track or rubber under 4,000 pounds.

Class 6 - Master Mechanic

Class 7 - Boom & Jib 150 - 180 feet

Class 8 - Boom & Jib 180 - 249 feet

Class 9 - Boom & Jib 250 - or over

Prevailing Wage Rate Skilled Crafts

Name of Union: Operating Engineers - HevHwy Zone II

Change # : LCN01-2019fbLoc18hevhwyl

Craft : Operating Engineer Effective Date : 05/01/2019 Last Posted : 05/01/2019

| | BHR | | Fringe Benefit Payments | | | | | Irrevocable Fund | | Total PWR | Overtime Rate | |
|-----------------------------------|---------|---------|-------------------------|---------|---------|--------|---------|------------------|-----------|-----------|---------------|----------|
| | | | H&W | Pension | App Tr. | Vac. | Annuity | Other | LECET (*) | | | MISC (*) |
| Classification | | | | | | | | | | | | |
| Operator Class 1 | \$37.14 | | \$8.26 | \$6.00 | \$0.85 | \$0.00 | \$0.00 | \$0.09 | \$0.00 | \$0.00 | \$52.34 | \$70.91 |
| Class 2 | \$37.02 | | \$8.26 | \$6.00 | \$0.85 | \$0.00 | \$0.00 | \$0.09 | \$0.00 | \$0.00 | \$52.22 | \$70.73 |
| Class 3 | \$35.98 | | \$8.26 | \$6.00 | \$0.85 | \$0.00 | \$0.00 | \$0.09 | \$0.00 | \$0.00 | \$51.18 | \$69.17 |
| Class 4 | \$34.80 | | \$8.26 | \$6.00 | \$0.85 | \$0.00 | \$0.00 | \$0.09 | \$0.00 | \$0.00 | \$50.00 | \$67.40 |
| Class 5 | \$29.34 | | \$8.26 | \$6.00 | \$0.85 | \$0.00 | \$0.00 | \$0.09 | \$0.00 | \$0.00 | \$44.54 | \$59.21 |
| Class 6 | \$37.39 | | \$8.26 | \$6.00 | \$0.85 | \$0.00 | \$0.00 | \$0.09 | \$0.00 | \$0.00 | \$52.59 | \$71.28 |
| Apprentice Percent | | | | | | | | | | | | |
| 1st Year | 50.00 | \$18.57 | \$8.26 | \$6.00 | \$0.85 | \$0.00 | \$0.00 | \$0.09 | \$0.00 | \$0.00 | \$33.77 | \$43.06 |
| 2nd Year | 60.00 | \$22.28 | \$8.26 | \$6.00 | \$0.85 | \$0.00 | \$0.00 | \$0.09 | \$0.00 | \$0.00 | \$37.48 | \$48.63 |
| 3rd Year | 70.00 | \$26.00 | \$8.26 | \$6.00 | \$0.85 | \$0.00 | \$0.00 | \$0.09 | \$0.00 | \$0.00 | \$41.20 | \$54.20 |
| 4th Year | 80.00 | \$29.71 | \$8.26 | \$6.00 | \$0.85 | \$0.00 | \$0.00 | \$0.09 | \$0.00 | \$0.00 | \$44.91 | \$59.77 |
| Field Mech Trainee Class 2 | | | | | | | | | | | | |
| 1st year | 49.85 | \$18.51 | \$8.26 | \$6.00 | \$0.85 | \$0.00 | \$0.00 | \$0.09 | \$0.00 | \$0.00 | \$33.71 | \$42.97 |
| 2nd year | 59.79 | \$22.21 | \$8.26 | \$6.00 | \$0.85 | \$0.00 | \$0.00 | \$0.09 | \$0.00 | \$0.00 | \$37.41 | \$48.51 |
| 3rd year | 69.77 | \$25.91 | \$8.26 | \$6.00 | \$0.85 | \$0.00 | \$0.00 | \$0.09 | \$0.00 | \$0.00 | \$41.11 | \$54.07 |
| 4th year | 79.75 | \$29.62 | \$8.26 | \$6.00 | \$0.85 | \$0.00 | \$0.00 | \$0.09 | \$0.00 | \$0.00 | \$44.82 | \$59.63 |

Special Calculation Note : Other: Education & Safety Fund is \$0.09 per hour.

Ratio :

For every (3) Operating Engineer Journeymen employed by the company , there may be employed (1) Registered Apprentice or Trainee Engineer through the referral when they are available. An apprentice, while employed as part of a crew per Article VIII paragraph 65, will not be subject the apprenticeship ratios in this collective bargaining agreement.

Jurisdiction (* denotes special jurisdictional note) :

ADAMS, ALLEN, ASHLAND, ATHENS, AUGLAIZE, BELMONT, BROWN, BUTLER, CARROLL, CHAMPAIGN, CLARK, CLERMONT, CLINTON, COSHOCTON, CRAWFORD, DARKE, DEFIANCE, DELAWARE, FAIRFIELD, FAYETTE, FRANKLIN, FULTON, GALLIA, GREENE, GUERNSEY, HAMILTON, HANCOCK, HARDIN, HARRISON, HENRY, HIGHLAND, HOCKING, HOLMES, HURON, JACKSON, JEFFERSON, KNOX, LAWRENCE, LICKING, LOGAN, LUCAS, MADISON, MARION, MEIGS, MERCER, MIAMI, MONROE, MONTGOMERY, MORGAN, MORROW, MUSKINGUM, NOBLE, OTTAWA, PAULDING, PERRY, PICKAWAY, PIKE, PREBLE, PUTNAM, RICHLAND, ROSS, SANDUSKY, SCIOTO, SENECA,

SHELBY, STARK, TUSCARAWAS, UNION, VAN
WERT, VINTON, WARREN, WASHINGTON,
WAYNE, WILLIAMS, WOOD, WYANDOT

Special Jurisdictional Note :

Details :

**Apprentices will receive a 10% increase on top of the percentages listed above provided they are operating mobile equipment. Mechanic Trainees will receive 10% increase if they are required to have CDL.

Class 1 - Air Compressors on Steel Erection; Barrier Moving Machine; Boiler Operators, on Compressors or Generators, when mounted on a rig; Cableways, Combination Concrete mixers & Towers; Concrete Pumps; Concrete Plants (over 4 yd capacity); Cranes (all types, including Boom Trucks, Cherry Pickers); Derricks; Draglines, Dredgers (dipper, clam or suction); Elevating Graders or Euclid Loaders; Floating Equipment (all types); Gradalls, Helicopter Crew (Operator- hoist or winch); Hoes (all types); Hoisting Engines, on shaft or tunnel work; Hydraulic Gantry (lifting system); Industrial - Type Tractors; Jet Engine Dryers (D8 or D9), Diesel Tractors; Locomotives (standard gage); Maintenance Operators (class A); Mixers, paving (single or double drum); Mucking Machines; Multiple Scrapers; Piledriving Machines (all types); Power Shovels, Prentice Loader; Quad 9 (double pusher); Rail Tamper (with automatic lifting and aligning device); Refrigerating Machines (freezer operation); Side Booms; Slip Form Pavers; Tower Dericks; Tree Shredders; Truck Mounted Concrete Pumps; Tug Boats; Tunnel Machines and /or Mining Machines; Wheel Excavators. Rough Terrain Fork-lift with Winch/Hoist; Compact Cranes, track rubber over 4,000 pound capacity, self-erecting cranes; stationary, track or truck (all configurations) Bucket trench machines (over 24 inches wide).

Class 2 - Asphalt Pavers; Automatic Subgrade Machines, self-propelled (CMI-type); Bobcat-type and /or skid steer loader with hoe attachment greater than 7000 lbs.; Boring Machine Operators (more than 48 inches); Bulldozers; Endloaders; Hydro Milling Machine; Kolman-type Loaders (production type-dirt); Lead Greasemen; Maintenance Operators, Class B (Portage and Summit Counties only); Pettibone-Rail Equipment; Power Graders; Power Scrapers; Push Cats; Lighting and Traffic Signal Installation Equipment includes all groups or classifications; Trench Machines (24inch wide and under); Vermeer Type Concrete saw. Material Transfer Equipment (Shuttle buggy) Asphalt; All rotomills,grinders and planers of all types. Horizontal Directional Drill (Over 50,000 ft.lbs.thrust and over)

Class 3 - A-Frames; Air Compressors, on tunnel work (low Pressure); Asphalt Plant Engineers; Bobcat-type and/or skid steer loader with or without attachments; Power Boilers (15 lbs pressure and over); Highway Drills (all types); Rollers, asphalt; Pump Operators (installing or operating well Points); Pumps (4 inch and over discharge); Railroad Tie Inserter/Remover; Rotator (lime-soil Stabilizer), Switch & Tie Tampers (without lifting and aligning device); Locomotives (narrow gage); Mixers, concrete (more than one bag capacity); Mixers, one bag capacity (side loader); Utilities Operators, (small equipment); Welding Machines; Material hoist/elevators. Articulating/straight bed end dumps if assigned (minus \$4.00 per hour).

Class 4 -Ballast Re-locator; Backfillers, Batch Plants; Bar and Joint Installing Machines; Boring Machine Operators (48 inch or less); Bull Floats; Burlap and Curing Machines; Concrete Plants (capacity 4 yd and under); Conveyors (highway); Concrete Saws (multiple); Crushers; Deckhands; Farm type tractors, with attachments (highway), except masonry; Finishing Machines; Firemen, Floating Equipment (all types); Fork Lifts (highway); Form Trenchers; Hydro Hammers; Hydro Seeders; Pavement Breakers; Plant Mixers; Post Drivers; Post Hole Diggers (power auger); Power Brush Burners; Power Form Handling Equipment; Road Widening Trenchers; Rollers (brick, grade, macadam); Self-Propelled Power Spreaders; Self-Propelled Sub-Graders; Tractors, pulling sheepsfoot rollers or graders; Steam Firemen; Vibratory Compactors, with integral power.

Class 5 - Compressors (portable, Sewer, Heavy and Highway); Generators; Inboard-Outboard Motor Boat Launches; Masonry Fork Lifts; Oilers/Helpers; Power Driven Heaters; Power Scrubbers; Power Sweepers; Pumps (under 4 inch discharge); Signalmen; Drum Fireman (in Asphalt Plant); Oil Heaters (Asphalt Plant); Tire Repairmen; VAC/ALLS; Fueling and greasing (plus \$3.00), compact cranes: track or rubber under 4,000 pounds.

Class 6 - Master Mechanic

Prevailing Wage Rate Skilled Crafts

Name of Union: Painter Locals 123 & 238

Change # : OCR01-2019fbLoc123-238

Craft : Drywall Finisher Effective Date : 08/21/2019 Last Posted : 08/21/2019

| | BHR | | Fringe Benefit Payments | | | | | Irrevocable Fund | | Total PWR | Overtime Rate | |
|--------------------------|---------|---------|-------------------------|---------|---------|--------|---------|------------------|-----------|-----------|---------------|----------|
| | | | H&W | Pension | App Tr. | Vac. | Annuity | Other | LECET (*) | | | MISC (*) |
| Classification | | | | | | | | | | | | |
| Painter Drywall Finisher | \$24.61 | | \$5.69 | \$4.94 | \$0.31 | \$0.00 | \$0.00 | \$0.00 | \$0.00 | \$0.00 | \$35.55 | \$47.85 |
| Tapers and Finishers | \$24.61 | | \$5.69 | \$4.94 | \$0.31 | \$0.00 | \$0.00 | \$0.00 | \$0.00 | \$0.00 | \$35.55 | \$47.85 |
| Apprentice | Percent | | | | | | | | | | | |
| 1st year | 55.00 | \$13.54 | \$5.69 | \$2.30 | \$0.31 | \$0.00 | \$0.00 | \$0.00 | \$0.00 | \$0.00 | \$21.84 | \$28.60 |
| 2nd year | 65.00 | \$16.00 | \$5.69 | \$2.30 | \$0.31 | \$0.00 | \$0.00 | \$0.00 | \$0.00 | \$0.00 | \$24.30 | \$32.29 |
| 2rd year | 75.00 | \$18.46 | \$5.69 | \$2.30 | \$0.31 | \$0.00 | \$0.00 | \$0.00 | \$0.00 | \$0.00 | \$26.76 | \$35.99 |
| 4th year | 80.00 | \$19.69 | \$5.69 | \$2.30 | \$0.31 | \$0.00 | \$0.00 | \$0.00 | \$0.00 | \$0.00 | \$27.99 | \$37.83 |

Special Calculation Note : Apprentices shall be paid the proper % of the classification above.

Ratio :

1 Journeyman to 1 Apprentice per job

Jurisdiction (* denotes special jurisdictional note) :

BROWN, BUTLER, CLERMONT, CLINTON, HAMILTON, WARREN

Special Jurisdictional Note :

Details :

Industrial Work paid as commercial work above for each class which includes, Industrial Plants, repair garages, processing plants, storage tanks, warehouses, skeletons structures, bridges unless highest point of clearance is 60 feet or more whether new or old construction offices and office buildings in industrial sites are at industrial rates. Heavy & Highway Bridges-Guard Rails- Light Poles. A hazardous steeplejack rate shall apply on radio towers, stacks, light towers, water towers, steeples, skeleton steel, and exterior industrial conveyors over 25 feet, where such items require steeplejack methods and the rate of pay shall be a \$1.00 per hour above the industrial rate. Steeplejack rate to apply to bridges where highest point of clearance is 60 feet.

Prevailing Wage Rate Skilled Crafts

Name of Union: Painter Locals 123 & 238
Commercial & Industrial

Change # : OCR01-2019fbLoc123

Craft : Painter Effective Date : 08/21/2019 Last Posted : 08/21/2019

| | BHR | | Fringe Benefit Payments | | | | | Irrevocable Fund | | Total PWR | Overtime Rate | |
|-------------------------------|---------|---------|-------------------------|---------|---------|--------|---------|------------------|-----------|-----------|---------------|----------|
| | | | H&W | Pension | App Tr. | Vac. | Annuity | Other | LECET (*) | | | MISC (*) |
| Classification | | | | | | | | | | | | |
| Painter Brush Roll | \$24.61 | | \$5.69 | \$4.94 | \$0.31 | \$0.00 | \$0.00 | \$0.00 | \$0.00 | \$0.00 | \$35.55 | \$47.85 |
| Paper Hanger | \$24.61 | | \$5.69 | \$4.94 | \$0.31 | \$0.00 | \$0.00 | \$0.00 | \$0.00 | \$0.00 | \$35.55 | \$47.85 |
| Spray Painter | \$25.11 | | \$5.69 | \$4.94 | \$0.31 | \$0.00 | \$0.00 | \$0.00 | \$0.00 | \$0.00 | \$36.05 | \$48.60 |
| Sand Blaster Water Blaster | \$25.36 | | \$5.69 | \$4.94 | \$0.31 | \$0.00 | \$0.00 | \$0.00 | \$0.00 | \$0.00 | \$36.30 | \$48.98 |
| Elevated Tanks | \$25.61 | | \$5.69 | \$4.94 | \$0.31 | \$0.00 | \$0.00 | \$0.00 | \$0.00 | \$0.00 | \$36.55 | \$49.35 |
| Apprentice | Percent | | | | | | | | | | | |
| 1st year | 55.00 | \$13.54 | \$5.69 | \$2.30 | \$0.31 | \$0.00 | \$0.00 | \$0.00 | \$0.00 | \$0.00 | \$21.84 | \$28.60 |
| 2nd year | 65.00 | \$16.00 | \$5.69 | \$2.30 | \$0.31 | \$0.00 | \$0.00 | \$0.00 | \$0.00 | \$0.00 | \$24.30 | \$32.29 |
| 3rd year | 75.00 | \$18.46 | \$5.69 | \$2.30 | \$0.31 | \$0.00 | \$0.00 | \$0.00 | \$0.00 | \$0.00 | \$26.76 | \$35.99 |
| 4th year | 80.00 | \$19.69 | \$5.69 | \$2.30 | \$0.31 | \$0.00 | \$0.00 | \$0.00 | \$0.00 | \$0.00 | \$27.99 | \$37.83 |

Special Calculation Note : Apprentices shall be paid the proper % of the classification above.

Ratio :

(1) Journeymen to (1) Apprentice per jobsite

Jurisdiction (* denotes special jurisdictional note) :

BROWN, BUTLER, CLERMONT, CLINTON,
HAMILTON, WARREN

Special Jurisdictional Note :

Details :

Industrial Work paid as commercial work above for each class which includes, Industrial Plants, repair garages, processing plants, storage tanks, warehouses, skeletons structures, bridges unless highest point of clearance is 60 feet or more whether new or old construction offices and office buildings in industrial sites are at industrial rates. Heavy & Highway Bridges-Guard Rails- Light Poles. A hazardous steeplejack rate shall apply on radio towers, stacks, light towers, water towers, steeples, skeleton steel, and exterior industrial conveyors over 25 feet, where such items require steeplejack methods and the rate of pay shall be a \$1.00 per hour above the industrial rate. Steeplejack rate to apply to bridges where highest point of clearance is 60 feet.

Prevailing Wage Rate Skilled Crafts

Name of Union: Painter Local 123 & 238 Hvy Hwy

Change # : OCR01-2019fbLoc123

Craft : Painter Effective Date : 08/21/2019 Last Posted : 08/21/2019

| | BHR | | Fringe Benefit Payments | | | | | Irrevocable Fund | | Total PWR | Overtime Rate | |
|--|---------|---------|-------------------------|---------|---------|--------|---------|------------------|-----------|-----------|---------------|----------|
| | | | H&W | Pension | App Tr. | Vac. | Annuity | Other | LECET (*) | | | MISC (*) |
| Classification | | | | | | | | | | | | |
| Painter Bridge Class 1 | \$30.00 | | \$5.69 | \$4.94 | \$0.31 | \$0.00 | \$0.00 | \$0.00 | \$0.00 | \$0.00 | \$40.94 | \$55.94 |
| Bridge Painter, Rigger, Containment Builder, Spot Blaster Class 2 | \$25.00 | | \$5.69 | \$4.94 | \$0.31 | \$0.00 | \$0.00 | \$0.00 | \$0.00 | \$0.00 | \$35.94 | \$48.44 |
| Equipment Operator/Field Mechanic, Grit Reclamation, Paint Mixer, Traffic Control, Boat Person Class 3 | \$25.00 | | \$5.69 | \$4.94 | \$0.31 | \$0.00 | \$0.00 | \$0.00 | \$0.00 | \$0.00 | \$35.94 | \$48.44 |
| Concrete Sealing, Concrete Blasting/Power Washing, Etc. Class 4 | \$25.00 | | \$5.69 | \$4.94 | \$0.31 | \$0.00 | \$0.00 | \$0.00 | \$0.00 | \$0.00 | \$35.94 | \$48.44 |
| Quality Control/Quality Assurance, Traffic Safety, Competent Person Class 5 | \$24.00 | | \$5.69 | \$4.94 | \$0.31 | \$0.00 | \$0.00 | \$0.00 | \$0.00 | \$0.00 | \$34.94 | \$46.94 |
| Apprentice | Percent | | | | | | | | | | | |
| 1st year | 55.00 | \$16.50 | \$5.69 | \$2.30 | \$0.31 | \$0.00 | \$0.00 | \$0.00 | \$0.00 | \$0.00 | \$24.80 | \$33.05 |
| 2nd year | 65.00 | \$19.50 | \$5.69 | \$2.30 | \$0.31 | \$0.00 | \$0.00 | \$0.00 | \$0.00 | \$0.00 | \$27.80 | \$37.55 |
| 3rd year | 75.00 | \$22.50 | \$5.69 | \$2.30 | \$0.31 | \$0.00 | \$0.00 | \$0.00 | \$0.00 | \$0.00 | \$30.80 | \$42.05 |
| 4th year | 80.00 | \$24.00 | \$5.69 | \$2.30 | \$0.31 | \$0.00 | \$0.00 | \$0.00 | \$0.00 | \$0.00 | \$32.30 | \$44.30 |

Special Calculation Note : Apprentices shall be paid proper % of the classification above..

Ratio :

1 Journeyman to 1 Apprentice per job

Jurisdiction (* denotes special jurisdictional note) :

BROWN, BUTLER, CLERMONT, CLINTON,
HAMILTON, WARREN

Special Jurisdictional Note :

Details :

Industrial Work paid as commercial work above for each class which includes, Industrial Plants, repair garages, processing plants, storage tanks, warehouses, skeletons structures, bridges unless highest point of clearance is 60 feet or more whether new or old construction offices and office buildings in industrial sites are at industrial rates. Heavy & Highway Bridges-Guard Rails- Light Poles. A hazardous steeplejack rate shall apply on radio towers, stacks, light towers, water towers, steeples, skeleton steel, and exterior industrial conveyors over 25 feet, where such items require steeplejack methods and the rate of pay shall be a \$1.00 per hour above the industrial rate. Steeplejack rate to apply to bridges where highest point of clearance is 60 feet.

Class 1 – Abrasive blasting of any kind.

Class 2 – Bridge painting, coating application of any kind. All steel surface preparation other than abrasive blasting. All necessary rigging and containment building. All remedial/ spot blasting.

Class 3 – Tend to all equipment including but not limited to abrasive blasting, power washing, spray painting, forklifts, hoists, trucks, etc. Load and unload trucks, handle materials, man safety boats, handle traffic control, clean up/ vacuum abrasive blast materials and related tasks.

Class 4 – All aspects of concrete coating/ sealing including but not limited to preparation, containment, etc.

Class 5 – Verify and record that all work is completed according to job specifications. Assure that all health and safety standards are adhered to. Assure all traffic is safely handled.

Prevailing Wage Rate Skilled Crafts

Name of Union: Painter Local 639

Change # : LCNO1-2015fbLoc639

Craft : Painter Effective Date : 06/10/2015 Last Posted : 06/10/2015

| | BHR | Fringe Benefit Payments | | | | | | Irrevocable Fund | | Total PWR | Overtime Rate |
|--------------------------------|---------|-------------------------|---------|---------|--------|---------|--------|------------------|----------|-----------|---------------|
| | | H&W | Pension | App Tr. | Vac. | Annuity | Other | LECET (*) | MISC (*) | | |
| Classification | | | | | | | | | | | |
| Painter Metal Finisher/Helpers | | | | | | | | | | | |
| Top Helper Class A | \$19.09 | \$3.65 | \$0.00 | \$0.00 | \$0.66 | \$0.00 | \$0.00 | \$0.00 | \$0.00 | \$23.40 | \$32.94 |
| Top Helper Class B | \$19.09 | \$3.65 | \$0.65 | \$0.00 | \$1.03 | \$0.00 | \$0.37 | \$0.00 | \$0.00 | \$24.79 | \$34.33 |
| Top Helper Class C | \$19.09 | \$3.65 | \$1.00 | \$0.00 | \$1.76 | \$0.00 | \$0.37 | \$0.00 | \$0.00 | \$25.87 | \$35.41 |
| Helper Class A | \$14.69 | \$3.65 | \$0.00 | \$0.00 | \$0.51 | \$0.00 | \$0.00 | \$0.00 | \$0.00 | \$18.85 | \$26.19 |
| Helper Class B | \$14.69 | \$3.65 | \$0.65 | \$0.00 | \$0.79 | \$0.00 | \$0.28 | \$0.00 | \$0.00 | \$20.06 | \$27.40 |
| Helper Class C | \$14.69 | \$3.65 | \$1.00 | \$0.00 | \$1.64 | \$0.00 | \$0.28 | \$0.00 | \$0.00 | \$21.26 | \$28.60 |
| New Hire 90 Days | \$11.00 | \$3.65 | \$0.00 | \$0.00 | \$0.00 | \$0.00 | \$0.00 | \$0.00 | \$0.00 | \$14.65 | \$20.15 |

Special Calculation Note : Other is Sick and Personal Time

Ratio :

Jurisdiction (* denotes special jurisdictional note) :

ADAMS, ALLEN, ASHLAND, ASHTABULA, ATHENS, AUGLAIZE, BELMONT, BROWN, BUTLER, CARROLL, CHAMPAIGN, CLARK, CLERMONT, CLINTON, COLUMBIANA, COSHOCTON, CRAWFORD, CUYAHOGA, DARKE, DEFIANCE, DELAWARE, ERIE, FAIRFIELD, FAYETTE, FRANKLIN, FULTON, GALLIA, GEAUGA, GREENE, GUERNSEY, HAMILTON, HANCOCK, HARDIN, HARRISON, HENRY, HIGHLAND, HOCKING, HOLMES, HURON, JACKSON, JEFFERSON, KNOX, LAKE, LAWRENCE, LICKING, LOGAN, LORAIN, LUCAS, MADISON, MAHONING, MARION, MEDINA, MEIGS, MERCER, MIAMI, MONROE, MONTGOMERY, MORGAN, MORROW, MUSKINGUM, NOBLE, OTTAWA, PAULDING, PERRY, PICKAWAY, PIKE, PORTAGE, PREBLE, PUTNAM, RICHLAND, ROSS, SANDUSKY,

SCIOTO, SENECA, SHELBY, STARK, SUMMIT,
TRUMBULL, TUSCARAWAS, UNION, VAN
WERT, VINTON, WARREN, WASHINGTON,
WAYNE, WILLIAMS, WOOD, WYANDOT

Special Jurisdictional Note :

Details :

Top Helper: Shall perform the responsibilities of a Helper and be responsible for the setup, break down, safety and quality of the company's product.

Helper : Shall be responsible for performing tasks in refinishing, compliance with safety procedures, setting up and breaking down job sites, scaffolding and swing stages and preparing surfaces for refinishing including but not limited to, masking and stripping and cleaning, oxidizing, polishing and scratch removal on various surfaces

Class A Workers: Less than 1 Year of Service.

Class B Workers: More than 1 and less than 8 Years of Service.

Class C Workers: More than 8 Years of Service.

Metal Polisher Scope of Work: Polishing, buffing, stripping, coloring, lacquering, spraying, cleaning and maintenance of ornamental and architectural metals, iron, bronze, nickel, aluminum and stainless steel and in mental specialty work, various stone finishes, stone specialty work and any other work pertaining to the finishing of metal, stones, woods, and any window washing/cleaning done in conjunction with this work, using chemicals, solvents, coatings and hand applied lacquer thinner, removing scratches from mirror finished metals, burnishing of bronze, statuary finishes on exterior and interior surfaces and the use of all tools required to perform such work, including but not limited to polishes, spray equipment and scaffolding.

Swing State Rate: All work on scaffold 4 sections or higher, including any boom lifts and swing stage scaffolds including the rigging and derigging of hanging/suspended swing stage systems and rappelling/bolson chair work, ADD \$1.50 per hour.

Prevailing Wage Rate Skilled Crafts

Name of Union: Painter Local 639 Zone 2 Sign

Change # : LCN01-2016fbLoc639

Craft : Painter Effective Date : 08/03/2016 Last Posted : 08/03/2016

| Classification | BHR | Fringe Benefit Payments | | | | | | Irrevocable Fund | | Total PWR | Overtime Rate |
|--|---------|-------------------------|---------|---------|--------|---------|--------|------------------|----------|-----------|---------------|
| | | H&W | Pension | App Tr. | Vac. | Annuity | Other | LECET (*) | MISC (*) | | |
| Painter Sign Journeyman Tech/Team Leader Class A | \$21.25 | \$1.33 | \$0.14 | \$0.00 | \$0.00 | \$0.00 | \$0.57 | \$0.00 | \$0.00 | \$23.29 | \$33.92 |
| Painter Sign Journeyman Tech/Team Leader Class B | \$21.25 | \$1.33 | \$0.14 | \$0.00 | \$0.41 | \$0.00 | \$0.57 | \$0.00 | \$0.00 | \$23.70 | \$34.32 |
| Painter Sign Journeyman Tech/Team Leader Class C | \$21.25 | \$1.33 | \$0.14 | \$0.00 | \$0.82 | \$0.00 | \$0.57 | \$0.00 | \$0.00 | \$24.11 | \$34.74 |
| Painter Sign Journeyman Tech/Team Leader Class D | \$21.25 | \$1.33 | \$0.14 | \$0.00 | \$1.23 | \$0.00 | \$0.57 | \$0.00 | \$0.00 | \$24.52 | \$35.14 |
| Sign Journeyman Class A | \$20.98 | \$1.33 | \$0.14 | \$0.00 | \$0.00 | \$0.00 | \$0.56 | \$0.00 | \$0.00 | \$23.01 | \$33.50 |
| Sign Journeyman Class B | \$20.98 | \$1.33 | \$0.14 | \$0.00 | \$0.40 | \$0.00 | \$0.56 | \$0.00 | \$0.00 | \$23.41 | \$33.90 |
| Sign Journeyman Class C | \$20.98 | \$1.33 | \$0.14 | \$0.00 | \$0.81 | \$0.00 | \$0.56 | \$0.00 | \$0.00 | \$23.82 | \$34.31 |
| Sign Journeyman Class D | \$20.98 | \$1.33 | \$0.14 | \$0.00 | \$1.21 | \$0.00 | \$0.56 | \$0.00 | \$0.00 | \$24.22 | \$34.71 |
| Tech Sign Fabrication/ Erector Class A | \$15.90 | \$1.33 | \$0.14 | \$0.00 | \$0.00 | \$0.00 | \$0.43 | \$0.00 | \$0.00 | \$17.80 | \$25.75 |
| Tech Sign Fabrication/ Erector Class B | \$15.90 | \$1.33 | \$0.14 | \$0.00 | \$0.31 | \$0.00 | \$0.43 | \$0.00 | \$0.00 | \$18.11 | \$26.06 |
| Tech Sign Fabrication/ Erector Class C | \$15.90 | \$1.33 | \$0.14 | \$0.00 | \$0.61 | \$0.00 | \$0.43 | \$0.00 | \$0.00 | \$18.41 | \$26.36 |
| Tech Sign Fabrication/ Erector Class D | \$15.90 | \$1.33 | \$0.14 | \$0.00 | \$0.92 | \$0.00 | \$0.43 | \$0.00 | \$0.00 | \$18.72 | \$26.67 |

Special Calculation Note : Other is for paid holidays.

Ratio :

Jurisdiction (* denotes special jurisdictional note) :
ADAMS, ALLEN, AUGLAIZE, BROWN, BUTLER,
CARROLL, CHAMPAIGN, CLARK, CLERMONT, CLINTON,
COLUMBIANA, COSHOCTON, CRAWFORD, DARKE,
DEFIANCE, DELAWARE, ERIE, FAIRFIELD, FAYETTE,
FRANKLIN, FULTON, GREENE, HAMILTON, HANCOCK,
HARDIN, HENRY, HIGHLAND, HOLMES, HURON,
JACKSON, KNOX, LICKING, LOGAN, LORAIN, LUCAS,
MADISON, MAHONING, MARION, MERCER, MIAMI,
MONTGOMERY, MORROW, MUSKINGUM, OTTAWA,
PAULDING, PERRY, PICKAWAY, PIKE, PREBLE,
PUTNAM, ROSS, SANDUSKY, SCIOTO, SENECA,
SHELBY, STARK, TRUMBULL, TUSCARAWAS, UNION,
VAN WERT, WARREN, WAYNE, WILLIAMS, WOOD,
WYANDOT

Special Jurisdictional Note :

Details :

Class A: less than 1 year.

Class B: 1-3 years.

Class C: 3-10 years.

Class D: More than 10 years.

Prevailing Wage Rate Skilled Crafts

Name of Union: Plasterer Local 132 (Cincinnati)

Change # : LCN01-2016fbLoc132

Craft : Plasterer Effective Date : 06/24/2016 Last Posted : 06/24/2016

| | BHR | | Fringe Benefit Payments | | | | | | Irrevocable Fund | | Total PWR | Overtime Rate |
|----------------|---------|---------|-------------------------|---------|---------|--------|---------|--------|------------------|----------|-----------|---------------|
| | | | H&W | Pension | App Tr. | Vac. | Annuity | Other | LECET (*) | MISC (*) | | |
| Classification | | | | | | | | | | | | |
| Plasterer | \$23.61 | | \$5.59 | \$6.15 | \$0.50 | \$0.00 | \$0.60 | \$0.00 | \$0.00 | \$0.00 | \$36.45 | \$48.25 |
| Apprentice | Percent | | | | | | | | | | | |
| 1st 900 hours | 55.00 | \$12.99 | \$5.59 | \$0.00 | \$0.50 | \$0.00 | \$0.60 | \$0.00 | \$0.00 | \$0.00 | \$19.68 | \$26.17 |
| 2nd 900 hours | 60.00 | \$14.17 | \$5.59 | \$0.00 | \$0.50 | \$0.00 | \$0.60 | \$0.00 | \$0.00 | \$0.00 | \$20.86 | \$27.94 |
| 3rd 900 hours | 65.00 | \$15.35 | \$5.59 | \$6.15 | \$0.50 | \$0.00 | \$0.60 | \$0.00 | \$0.00 | \$0.00 | \$28.19 | \$35.86 |
| 4th 900 hours | 70.00 | \$16.53 | \$5.59 | \$6.15 | \$0.50 | \$0.00 | \$0.60 | \$0.00 | \$0.00 | \$0.00 | \$29.37 | \$37.63 |
| 5th 900 hours | 80.00 | \$18.89 | \$5.59 | \$6.15 | \$0.50 | \$0.00 | \$0.60 | \$0.00 | \$0.00 | \$0.00 | \$31.73 | \$41.17 |
| 6th 900 hours | 85.00 | \$20.07 | \$5.59 | \$6.15 | \$0.50 | \$0.00 | \$0.60 | \$0.00 | \$0.00 | \$0.00 | \$32.91 | \$42.94 |
| 7th 900 hours | 90.00 | \$21.25 | \$5.59 | \$6.15 | \$0.50 | \$0.00 | \$0.60 | \$0.00 | \$0.00 | \$0.00 | \$34.09 | \$44.71 |
| 8th 900 hours | 95.00 | \$22.43 | \$5.59 | \$6.15 | \$0.50 | \$0.00 | \$0.60 | \$0.00 | \$0.00 | \$0.00 | \$35.27 | \$46.48 |

Special Calculation Note : No special calculations for this skilled craft wage rate are required at this time.

Ratio :

- 1 Journeyman to 1 Apprentice
- 4 Journeyman to 2 Apprentice
- 7 Journeyman to 3 Apprentice

Jurisdiction (* denotes special jurisdictional note) :

BROWN, BUTLER, CLERMONT, HAMILTON, HIGHLAND, WARREN

Special Jurisdictional Note :

Details :

Apprentice and Shop Hand Pension are \$1.00 less than Journeyman.

Prevailing Wage Rate Skilled Crafts

Name of Union: Plumber Pipefitter Local 392

Change # : LCN01-2019-fbLoc392

Craft : Plumber/Pipefitter Effective Date : 06/05/2019 Last Posted : 06/05/2019

| | BHR | | Fringe Benefit Payments | | | | | Irrevocable Fund | | Total PWR | Overtime Rate | |
|--------------------|---------|---------|-------------------------|---------|---------|--------|---------|------------------|-----------|-----------|---------------|----------|
| | | | H&W | Pension | App Tr. | Vac. | Annuity | Other | LECET (*) | | | MISC (*) |
| Classification | | | | | | | | | | | | |
| Plumber Pipefitter | \$32.81 | | \$7.40 | \$12.39 | \$0.50 | \$0.00 | \$0.00 | \$0.98 | \$0.00 | \$0.00 | \$54.08 | \$70.48 |
| Plumber Helper | \$21.33 | | \$7.30 | \$6.59 | \$0.50 | \$0.00 | \$0.00 | \$0.00 | \$0.00 | \$0.00 | \$35.72 | \$46.38 |
| Apprentice | Percent | | | | | | | | | | | |
| 1st yr | 46.50 | \$15.26 | \$7.20 | \$0.40 | \$0.50 | \$0.00 | \$0.00 | \$0.48 | \$0.00 | \$0.00 | \$23.84 | \$31.46 |
| 2nd yr | 51.53 | \$16.91 | \$7.20 | \$0.40 | \$0.50 | \$0.00 | \$0.00 | \$0.48 | \$0.00 | \$0.00 | \$25.49 | \$33.94 |
| 3rd yr | 56.53 | \$18.55 | \$7.20 | \$6.59 | \$0.50 | \$0.00 | \$0.00 | \$0.48 | \$0.00 | \$0.00 | \$33.32 | \$42.59 |
| 4th yr | 61.53 | \$20.19 | \$7.20 | \$6.59 | \$0.50 | \$0.00 | \$0.00 | \$0.48 | \$0.00 | \$0.00 | \$34.96 | \$45.05 |
| 5th yr | 76.53 | \$25.11 | \$7.20 | \$12.39 | \$0.50 | \$0.00 | \$0.00 | \$0.48 | \$0.00 | \$0.00 | \$45.68 | \$58.23 |

Special Calculation Note : OTHER IS: SUPPLEMENTAL UNEMPLOYMENT BENEFITS.

Ratio :

- 1 Journeymen to 1 Apprentice
- 2 Journeymen to 4 Apprentices
- 3 Journeymen to 6 Apprentices

Jurisdiction (* denotes special jurisdictional note) :

BROWN, BUTLER, CLERMONT, HAMILTON, WARREN

When more than twenty (20) Journeymen are employed additional apprentices may be acquired at a ratio of one (1) apprentice to four (4) journeymen.

Special Jurisdictional Note :

Details :

Helpers shall be permitted to work on ONLY , Exterior Sewers, Concrete, Vitrified Clay or PVC Pipe and Digging and Backfilling for Piping Work. The ratio shall not exceed 2 helpers to 1 Journeymen when performing the scope of work listed above

Prevailing Wage Rate Skilled Crafts

Name of Union: Roofer Local 42

Change # : LCNO2-2019fbLoc42

Craft : Roofer Effective Date : 09/19/2019 Last Posted : 09/19/2019

| | BHR | | Fringe Benefit Payments | | | | | Irrevocable Fund | | Total PWR | Overtime Rate | |
|-----------------------|----------------|---------|-------------------------|---------|---------|--------|---------|------------------|-----------|-----------|---------------|----------|
| | | | H&W | Pension | App Tr. | Vac. | Annuity | Other | LECET (*) | | | MISC (*) |
| Classification | | | | | | | | | | | | |
| Roofer | \$28.25 | | \$7.87 | \$7.55 | \$0.32 | \$0.00 | \$0.50 | \$0.06 | \$0.00 | \$0.00 | \$44.55 | \$58.67 |
| Tradesmen | \$22.60 | | \$7.87 | \$6.04 | \$0.00 | \$0.00 | \$0.50 | \$0.03 | \$0.00 | \$0.00 | \$37.04 | \$48.34 |
| Apprentice | Percent | | | | | | | | | | | |
| 1st period | 60.00 | \$16.95 | \$7.87 | \$4.53 | \$0.03 | \$0.00 | \$0.50 | \$0.00 | \$0.00 | \$0.00 | \$29.88 | \$38.35 |
| 2nd period | 70.00 | \$19.77 | \$7.87 | \$5.28 | \$0.03 | \$0.00 | \$0.50 | \$0.00 | \$0.00 | \$0.00 | \$33.46 | \$43.34 |
| 3rd period | 80.00 | \$22.60 | \$7.87 | \$6.04 | \$0.03 | \$0.00 | \$0.50 | \$0.00 | \$0.00 | \$0.00 | \$37.04 | \$48.34 |

Special Calculation Note : Other is Education and Safety.

Journeyman shall receive \$1.00 per hour above journeyman rate for work with pitch material.

Ratio :

Employer may employ 1 apprentice for every 2 journeymen in his employment.

Jurisdiction (* denotes special jurisdictional note) :

ADAMS, BROWN, BUTLER, CLERMONT, HAMILTON, HIGHLAND, WARREN

Special Jurisdictional Note :

Details :

Any Tradesman Worker completing 2,000 hours in (2) years may move to Journeyman status by utilizing the Training Yard to improve their skills. Tradesman Workers will be tested at these yards to determine their competency for Journeyman status. Tradesman Workers must schedule and successfully complete the industry test battery in order to gain journeyman status.

Prevailing Wage Rate Skilled Crafts

Name of Union: Sheet Metal Local 24 (Dayton)

Change # : LCR02-2019fbLoc24(Day)

Craft : Sheet Metal Worker Effective Date : 06/19/2019 Last Posted : 06/19/2019

| | BHR | | Fringe Benefit Payments | | | | | Irrevocable Fund | | Total PWR | Overtime Rate | |
|---------------------|----------------|---------|-------------------------|---------|---------|--------|---------|------------------|-----------|-----------|---------------|----------|
| | | | H&W | Pension | App Tr. | Vac. | Annuity | Other | LECET (*) | | | MISC (*) |
| Classification | | | | | | | | | | | | |
| Sheet Metal Worker | \$27.72 | \$8.52 | \$14.46 | \$0.85 | \$0.00 | \$0.00 | \$0.00 | \$0.00 | \$0.00 | \$0.00 | \$51.55 | \$65.41 |
| Apprentice | Percent | | | | | | | | | | | |
| Apprentice | | | | | | | | | | | | |
| 5th Year B | 80.00 | \$22.18 | \$8.26 | \$11.56 | \$0.85 | \$0.00 | \$0.00 | \$0.00 | \$0.00 | \$0.00 | \$42.85 | \$53.93 |
| 5th Year A | 75.00 | \$20.79 | \$8.20 | \$10.85 | \$0.85 | \$0.00 | \$0.00 | \$0.00 | \$0.00 | \$0.00 | \$40.69 | \$51.09 |
| 4th Year B | 70.00 | \$19.40 | \$8.13 | \$10.13 | \$0.85 | \$0.00 | \$0.00 | \$0.00 | \$0.00 | \$0.00 | \$38.51 | \$48.22 |
| 4th Year A | 65.00 | \$18.02 | \$8.07 | \$9.40 | \$0.85 | \$0.00 | \$0.00 | \$0.00 | \$0.00 | \$0.00 | \$36.34 | \$45.35 |
| 3rd year B | 60.00 | \$16.63 | \$8.01 | \$8.68 | \$0.85 | \$0.00 | \$0.00 | \$0.00 | \$0.00 | \$0.00 | \$34.17 | \$42.49 |
| 3rd Year A | 55.00 | \$15.25 | \$7.94 | \$7.95 | \$0.85 | \$0.00 | \$0.00 | \$0.00 | \$0.00 | \$0.00 | \$31.99 | \$39.61 |
| 2 Year B | 53.78 | \$14.91 | \$7.90 | \$7.02 | \$0.85 | \$0.00 | \$0.00 | \$0.00 | \$0.00 | \$0.00 | \$30.68 | \$38.13 |
| 2 Year A | 52.69 | \$14.61 | \$7.88 | \$6.49 | \$0.85 | \$0.00 | \$0.00 | \$0.00 | \$0.00 | \$0.00 | \$29.83 | \$37.13 |
| Probationary 1 Year | 51.13 | \$14.17 | \$7.85 | \$5.87 | \$0.85 | \$0.00 | \$0.00 | \$0.00 | \$0.00 | \$0.00 | \$28.74 | \$35.83 |

Special Calculation Note : No special calculations for this skilled craft wage rate are required at this time.

Ratio :

1 Journeyman to 1 Apprentice then,
1 Apprentice for every 2 Journeymen thereafter

Jurisdiction (* denotes special jurisdictional note) :

ALLEN, AUGLAIZE, BUTLER, CHAMPAIGN,
CLARK, CLINTON, DARKE, GREENE, HARDIN,
LOGAN, MERCER, MIAMI, MONTGOMERY,
PREBLE, SHELBY, VAN WERT, WARREN,
WYANDOT

Special Jurisdictional Note :

Details :

Prevailing Wage Rate Skilled Crafts

Name of Union: Sprinkler Fitter Local 669

Change # : LCN02-2019fbLoc669

Craft : Sprinkler Fitter Effective Date : 01/22/2020 Last Posted : 01/22/2020

| | BHR | | Fringe Benefit Payments | | | | | Irrevocable Fund | | Total PWR | Overtime Rate | |
|---|---------|---------|-------------------------|---------|---------|--------|---------|------------------|-----------|-----------|---------------|----------|
| | | | H&W | Pension | App Tr. | Vac. | Annuity | Other | LECET (*) | | | MISC (*) |
| Classification | | | | | | | | | | | | |
| Sprinkler Fitter | \$39.07 | | \$10.23 | \$6.80 | \$0.52 | \$0.00 | \$5.12 | \$0.10 | \$0.00 | \$0.00 | \$61.84 | \$81.37 |
| Apprentice Indentured after April 1, 2013 | Percent | | | | | | | | | | | |
| CILASS 1 | 45.00 | \$17.58 | \$7.75 | \$0.00 | \$0.52 | \$0.00 | \$0.00 | \$0.10 | \$0.00 | \$0.00 | \$25.95 | \$34.74 |
| CLASS 2 | 50.00 | \$19.53 | \$7.75 | \$0.00 | \$0.52 | \$0.00 | \$0.00 | \$0.10 | \$0.00 | \$0.00 | \$27.91 | \$37.67 |
| CLASS 3 | 55.00 | \$21.49 | \$10.23 | \$6.80 | \$0.52 | \$0.00 | \$0.65 | \$0.10 | \$0.00 | \$0.00 | \$39.79 | \$50.53 |
| CLASS 4 | 60.00 | \$23.44 | \$10.23 | \$6.80 | \$0.52 | \$0.00 | \$0.65 | \$0.10 | \$0.00 | \$0.00 | \$41.74 | \$53.46 |
| CLASS 5 | 65.00 | \$25.40 | \$10.23 | \$6.80 | \$0.52 | \$0.00 | \$0.90 | \$0.10 | \$0.00 | \$0.00 | \$43.95 | \$56.64 |
| CLASS 6 | 70.00 | \$27.35 | \$10.23 | \$6.80 | \$0.52 | \$0.00 | \$0.90 | \$0.10 | \$0.00 | \$0.00 | \$45.90 | \$59.57 |
| CLASS 7 | 75.00 | \$29.30 | \$10.23 | \$6.80 | \$0.52 | \$0.00 | \$0.90 | \$0.10 | \$0.00 | \$0.00 | \$47.85 | \$62.50 |
| CLASS 8 | 80.00 | \$31.26 | \$10.23 | \$6.80 | \$0.52 | \$0.00 | \$0.90 | \$0.10 | \$0.00 | \$0.00 | \$49.81 | \$65.43 |
| CLASS 9 | 85.00 | \$33.21 | \$10.23 | \$6.80 | \$0.52 | \$0.00 | \$0.90 | \$0.10 | \$0.00 | \$0.00 | \$51.76 | \$68.36 |
| CLASS 10 | 90.00 | \$35.16 | \$10.23 | \$6.80 | \$0.52 | \$0.00 | \$0.90 | \$0.10 | \$0.00 | \$0.00 | \$53.71 | \$71.29 |

Special Calculation Note : \$0.10 for Other is National Fire Sprinkler Association

Ratio :

1 Journeyman to 1 Apprentice

Jurisdiction (* denotes special jurisdictional note) :

ADAMS, ALLEN, ASHLAND, ASHTABULA, ATHENS, AUGLAIZE, BELMONT, BROWN, BUTLER, CARROLL, CHAMPAIGN, CLARK, CLERMONT, CLINTON, COLUMBIANA, COSHOCTON, CRAWFORD, DARKE, DEFIANCE, DELAWARE, ERIE, FAIRFIELD, FAYETTE, FRANKLIN, FULTON, GALLIA, GREENE, GUERNSEY, HAMILTON, HANCOCK, HARDIN, HARRISON, HENRY, HIGHLAND, HOCKING, HOLMES, HURON, JACKSON, JEFFERSON, KNOX, LAWRENCE, LICKING, LOGAN, LUCAS, MADISON, MAHONING, MARION, MEDINA, MEIGS, MERCER, MIAMI, MONROE, MONTGOMERY, MORGAN, MORROW,

MUSKINGUM, NOBLE, OTTAWA, PAULDING,
PERRY, PICKAWAY, PIKE, PORTAGE, PREBLE,
PUTNAM, RICHLAND, ROSS, SANDUSKY,
SCIOTO, SENECA, SHELBY, STARK, SUMMIT,
TRUMBULL, TUSCARAWAS, UNION, VAN WERT,
VINTON, WARREN, WASHINGTON, WAYNE,
WILLIAMS, WOOD, WYANDOT

Special Jurisdictional Note :

Details :

Sprinkler Fitter work shall consist of the installation, dismantling, maintenance, repairs, adjustments, and corrections of all fire protection and fire control systems including the unloading, handling by hand, power equipment and installation of all piping or tubing, appurtenances and equipment pertaining thereto, including both overhead and underground water mains, fire hydrants and hydrant mains, standpipes and hose connections to sprinkler systems used in connection with sprinkler and alarm systems. Also all tanks and pumps connected thereto, also included shall be CO-2 and Cardox Systems, Dry Chemical Systems, Foam Systems and all other fire protection systems.

Prevailing Wage Rate

Skilled Crafts

Name of Union: Truck Driver Bldg & HevHwy Class 1
 Locals 20,40,92,92b,100,175,284,438,377,637,908,957

Change # : OCRO1-2019fbBldgHevHwy

Craft : Truck Driver Effective Date : 09/11/2019 Last Posted : 09/11/2019

| | BHR | | Fringe Benefit Payments | | | | | Irrevocable Fund | | Total PWR | Overtime Rate | |
|---|----------------|---------|-------------------------|---------|---------|--------|---------|------------------|-----------|-----------|---------------|----------|
| | | | H&W | Pension | App Tr. | Vac. | Annuity | Other | LECET (*) | | | MISC (*) |
| Classification | | | | | | | | | | | | |
| Truck Driver CLASS 1 4 wheel service, dump, and batch trucks, Oil Distributor - Asphalt Distributor-Tandems | \$28.04 | | \$7.00 | \$7.90 | \$0.20 | \$0.00 | \$0.00 | \$0.00 | \$0.00 | \$0.00 | \$43.14 | \$57.16 |
| Apprentice | Percent | | | | | | | | | | | |
| First 6 months | 80.00 | \$22.43 | \$7.00 | \$7.90 | \$0.20 | \$0.00 | \$0.00 | \$0.00 | \$0.00 | \$0.00 | \$37.53 | \$48.75 |
| 7-12 months | 85.00 | \$23.83 | \$7.00 | \$7.90 | \$0.20 | \$0.00 | \$0.00 | \$0.00 | \$0.00 | \$0.00 | \$38.93 | \$50.85 |
| 13-18 months | 90.00 | \$25.24 | \$7.00 | \$7.90 | \$0.20 | \$0.00 | \$0.00 | \$0.00 | \$0.00 | \$0.00 | \$40.34 | \$52.95 |
| 19-24 months | 95.00 | \$26.64 | \$7.00 | \$7.90 | \$0.20 | \$0.00 | \$0.00 | \$0.00 | \$0.00 | \$0.00 | \$41.74 | \$55.06 |
| 25-30 months | 100.00 | \$28.04 | \$7.00 | \$7.90 | \$0.20 | \$0.00 | \$0.00 | \$0.00 | \$0.00 | \$0.00 | \$43.14 | \$57.16 |

Special Calculation Note : No special calculations for this skilled craft wage rate are required at this time.

Ratio :

3 Journeymen to 1 Apprentice

Jurisdiction (* denotes special jurisdictional note) :

ADAMS, ALLEN, ASHLAND, ASHTABULA, ATHENS, AUGLAIZE, BELMONT, BROWN, BUTLER, CARROLL, CHAMPAIGN, CLARK, CLERMONT, CLINTON, COLUMBIANA, COSHOCTON, CRAWFORD, DARKE, DEFIANCE, DELAWARE, ERIE, FAIRFIELD, FAYETTE, FRANKLIN, FULTON, GALLIA, GREENE, GUERNSEY, HAMILTON, HANCOCK, HARDIN,

HARRISON, HENRY, HIGHLAND, HOCKING,
HOLMES, HURON, JACKSON, JEFFERSON,
KNOX, LAWRENCE, LICKING, LOGAN,
LORAIN, LUCAS, MADISON, MAHONING,
MARION, MEDINA, MEIGS, MERCER, MIAMI,
MONROE, MONTGOMERY, MORGAN,
MORROW, MUSKINGUM, NOBLE, OTTAWA,
PAULDING, PERRY, PICKAWAY, PIKE,
PORTAGE, PREBLE, PUTNAM, RICHLAND,
ROSS, SANDUSKY, SCIOTO, SENECA, SHELBY,
STARK, SUMMIT, TRUMBULL, TUSCARAWAS,
UNION, VAN WERT, VINTON, WARREN,
WASHINGTON, WAYNE, WILLIAMS, WOOD,
WYANDOT

Special Jurisdictional Note :

Details :

** Asphalt - Oil spray bar man when operating from cab shall receive \$0.20 cents per hour above their Basic Hourly Rate.

Prevailing Wage Rate Skilled Crafts

Name of Union: Truck Driver Bldg & HevHwy Class 2
Locals 20,40,92,92b,100,175,284,438,377,637,908,957

Change # : LCRO1-2019-fbBldgHevHwy

Craft : Truck Driver Effective Date : 10/16/2019 Last Posted : 10/16/2019

| | BHR | | Fringe Benefit Payments | | | | | | Irrevocable Fund | | Total PWR | Overtime Rate |
|--|----------------|---------|-------------------------|---------|---------|--------|---------|--------|------------------|----------|-----------|---------------|
| | | | H&W | Pension | App Tr. | Vac. | Annuity | Other | LECET (*) | MISC (*) | | |
| Classification | | | | | | | | | | | | |
| Truck Driver CLASS 2 Tractor Trailer-Semi Tractor Trucks-Pole Trailers-Ready Mix Trucks-Fuel Trucks-Asphalt-Oil Spray bar men- 5 Axle & Over -Belly Dumps-End Dumps-Articulated Dump Trucks- Low boys- Heavy duty Equipment (irrespective of load carried) when used exclusively for transportation- Truck Mechanics (when needed) | \$28.46 | | \$7.00 | \$7.90 | \$0.20 | \$0.00 | \$0.00 | \$0.00 | \$0.00 | \$0.00 | \$43.56 | \$57.79 |
| Apprentice | Percent | | | | | | | | | | | |
| First 6 months | 80.00 | \$22.77 | \$7.00 | \$7.90 | \$0.20 | \$0.00 | \$0.00 | \$0.00 | \$0.00 | \$0.00 | \$37.87 | \$49.25 |
| 7-12 months | 85.00 | \$24.19 | \$7.00 | \$7.90 | \$0.20 | \$0.00 | \$0.00 | \$0.00 | \$0.00 | \$0.00 | \$39.29 | \$51.39 |
| 13-18 months | 90.00 | \$25.61 | \$7.00 | \$7.90 | \$0.20 | \$0.00 | \$0.00 | \$0.00 | \$0.00 | \$0.00 | \$40.71 | \$53.52 |
| 19-24 months | 95.00 | \$27.04 | \$7.00 | \$7.90 | \$0.20 | \$0.00 | \$0.00 | \$0.00 | \$0.00 | \$0.00 | \$42.14 | \$55.66 |
| 25-30 months | 100.00 | \$28.46 | \$7.00 | \$7.90 | \$0.20 | \$0.00 | \$0.00 | \$0.00 | \$0.00 | \$0.00 | \$43.56 | \$57.79 |

Special Calculation Note : No special calculations for this skilled craft wage rate are required at this time.

Ratio :

3 Journeymen to 1 Apprentice

Jurisdiction (* denotes special jurisdictional note) :

ADAMS, ALLEN, ASHLAND, ASHTABULA, ATHENS, AUGLAIZE, BELMONT, BROWN, BUTLER, CARROLL, CHAMPAIGN, CLARK, CLERMONT, CLINTON, COLUMBIANA, COSHOCTON, CRAWFORD, DARKE, DEFIANCE, DELAWARE, ERIE, FAIRFIELD, FAYETTE, FRANKLIN, FULTON, GALLIA, GREENE, GUERNSEY, HAMILTON, HANCOCK, HARDIN, HARRISON, HENRY, HIGHLAND, HOCKING, HOLMES, HURON, JACKSON, JEFFERSON, KNOX, LAWRENCE, LICKING, LOGAN, LORAIN, LUCAS, MADISON, MAHONING, MARION, MEDINA, MEIGS, MERCER, MIAMI, MONROE, MONTGOMERY, MORGAN, MORROW, MUSKINGUM, NOBLE, OTTAWA, PAULDING, PERRY, PICKAWAY, PIKE, PORTAGE, PREBLE, PUTNAM, RICHLAND, ROSS, SANDUSKY, SCIOTO, SENECA, SHELBY, STARK, SUMMIT, TRUMBULL, TUSCARAWAS, UNION, VAN WERT, VINTON, WARREN, WASHINGTON, WAYNE, WILLIAMS, WOOD, WYANDOT

Special Jurisdictional Note :

Details :

** Asphalt - Oil spray bar man when operating from cab shall receive \$0.20 cents per hour above their Basic Hourly Rate.

SECTION M

***SPECIAL PROVISIONS/TECHNICAL
SPECIFICATIONS***

**OVERBROOK AVENUE BRIDGE #2080-0.02 REPLACEMENT PROJECT
SPECIAL PROVISIONS/TECHNICAL SPECIFICATIONS**

The 2019 Ohio Department of Transportation Construction and Material Specifications and the Supplemental Specifications shall govern this project unless stated otherwise by the Warren County Engineer, herein referred to as “Engineer”, “Project Engineer” and “County Engineer”.

It is required that the bidder be an ODOT pre-qualified Contractor to complete the construction work required in these Bid Documents. The Contractor, Sub-Contractor, and Fabricators must meet or exceed the ODOT Minimum Skills Requirements for all Work Types involved in this project.

Conflicting Items in Bid Documents

Whenever the Technical Specifications and Bid Proposal Quantities differ from the Construction Plans, the Technical Specifications and Bid Proposal Quantities shall control for the bidding of this project.

Construction Engineering and Project Inspection

The Warren County Engineer will provide all construction engineering and project inspection for the construction of this project.

Operations Schedule

The Contractor shall advise and coordinate all work with the Engineer. A detailed schedule of operations shall be furnished by the Contractor to the Engineer and shall list the order of operations and the time frame for the completion of each item of work. The Engineer and the Owner prior to the beginning of the work shall approve the schedule of operations. Changes to said schedule are to be issued in writing and approved by the Engineer before operations are changed or rescheduled. The Contractor shall schedule operations so that the improved areas have had sufficient time to cure, set and/or harden before the area is opened to traffic or use. The Contractor shall be responsible for the immediate repair of the improved area if any damage is done by traffic. The Contractor shall also be responsible for the immediate rectification of problems created in areas outside of the improved areas attributable to the failure of the improved area, i.e., the tracking of materials into unimproved areas.

Preconstruction Meeting

Prior to the commencement of the construction activities, the Warren County Engineer will arrange a meeting between the Contractor and the Warren County Engineer. The time, date, and location of said meeting will be determined after the awarding of the contract. All parties will be notified by the Warren County Engineer. At the preconstruction meeting the Contractor shall submit to the Project Manager a construction schedule, list of subcontractors, and list of suppliers.

**OVERBROOK AVENUE BRIDGE #2080-0.02 REPLACEMENT PROJECT
SPECIAL PROVISIONS/TECHNICAL SPECIFICATIONS**

Project Start Date

The Contractor shall begin the construction once a written notice-to-proceed has been given by the Board of Warren County Commissioners and a preconstruction meeting with the Warren County Engineer has been held.

Completion Time

All work shall be completed within 16 weeks after the written notice-to-proceed has been issued by the Board of Warren County Commissioners, a preconstruction meeting has been held, and construction has started. Liquidated damages for non-completion beyond the 16 weeks shall follow the CMS 108.07. Once work has started it shall be expected that work will be performed every work day on the project in an expeditious manner until the project is complete unless of incimate weather.

Working Restrictions

No work shall be done between 6:00 p.m Friday and 7:00 a.m. Monday or during holidays, unless approved by the County Engineer. In addition, night work of any type shall be strictly prohibited, unless approved by the County Engineer.

Payment of Work

Contractor Estimates shall not be submitted more than once a month to the County Engineer for work included in the Contract between the County Commissioners and the Contractor.

Retainage and Affidavits

The contractor shall provide the County Engineer with affidavits stating that all subcontractors and suppliers for this project have been paid in full in accordance with CMS 109.08. A percentage of the original contract bid amount shall be retained on this project. Until 50% of the original contract has been performed, 8% of the amount of work performed will be retained. Once 50% of the contract has been performed and thereafter, a total of 4% of the original contract bid amount will be retained. The entire retainage will be released to the Contractor after the final inspection has been performed, after the County Engineer has accepted the construction, and after all affidavits have been submitted to the County Engineer by the Contractor.

Change Orders

No change orders involving performance or nonperformance contract quantities of project materials shall be processed without direct approval by the Warren County Engineer.

**OVERBROOK AVENUE BRIDGE #2080-0.02 REPLACEMENT PROJECT
SPECIAL PROVISIONS/TECHNICAL SPECIFICATIONS**

Storage of Construction Materials

The Contractor shall obtain prior approval of the Owner and/or Engineer for the locations to be used for the temporary storage of construction materials, tools, and/or machinery. All such materials, tools, and machinery shall be neatly and compactly piled in such a manner as to cause the least inconvenience to the property owners and to traffic. Under no circumstances shall existing drainage courses be blocked or water hydrants, valves, or meter pits covered.

Protection of Areas Outside of Work Limits

The Contractor shall be responsible for the protection of areas outside of the designated work limits, but which may be adjacent to those work limits. This will include those areas used by construction traffic for access to and from the work areas. Where the Engineer determines that the Contractor's operations have been responsible for damage to areas outside of the work limits, the Contractor shall be responsible for the repair of the area subject to the approval of the Engineer. No additional compensation will be due to the Contractor for any repair of these areas.

Debris Removal

The Contractor shall be responsible for removal from the site of all construction debris material. All debris material shall be disposed of in a proper manner and shall be as directed by any applicable local, state or federal regulations. Contractor shall take precautions to avoid any demolition debris from entering the stream. Any material that does fall into the stream shall be removed as soon as possible.

Debris Containment

The Contractor shall prevent all material, bridge sealers, and other construction debris from falling into the river during the entire project. Any material which falls into the stream shall be removed immediately.

Utility Notification

The Contractor shall notify at least 48 hours before breaking ground all public and/or private service corporation having wires, poles, conduits, manholes, or other structures that may be affected by the construction on this project, including all structures which are affected and not shown on the plans. Owners of underground utilities, which are members of OUPS, can be notified by calling 1-800-362-2764. Non-member underground utility owners must be called directly.

Utility Adjustments and Verification

The Contractor shall adjust to proposed grade all existing utility facilities, i.e. manholes, catch basins, valves, boxes, etc., prior to the commencement of paving operation. This shall include utility facilities, not shown on the plan, which may be found to be located within the pavement

**OVERBROOK AVENUE BRIDGE #2080-0.02 REPLACEMENT PROJECT
SPECIAL PROVISIONS/TECHNICAL SPECIFICATIONS**

area. Work performed on the utility facilities shall be in strict accordance with the specifications of the applicable utility owner and shall be performed under the direction, supervision and inspection of said owner.

Existing Pipe

The location, size, type and depth of all existing pipe are shown as according to the best information. The Engineer will not be responsible for any variations found during construction. Where the plans provide for conduit to be connected to, or to cross either over or under, or close to an existing underground structure, it shall be the responsibility of the Contractor to locate the existing structure, both as to line and grade, before he starts to lay the proposed conduit, in order to assure compatibility of line and grade of the proposed conduit. Payment for all operations described above shall be included in the unit price bid for the pertinent conduit item.

Maintenance of Sewer Flows

The Contractor shall conduct his operations so as to maintain at all times storm water and sewer flows through existing facilities to remain in place and through existing facilities to be replaced until new facilities are completed and placed in use.

Testing of Construction Materials

The Engineer may select a testing firm for this project. The Engineer will notify the Contractor of the selected firm. The Engineer shall be responsible for the costs incurred in the testing of the construction materials both on site and at the plant. However, the Contractor shall note that he will be responsible for any and all costs incurred by the scheduling and/or rescheduling of the testing firm's activities by the Contractor and the subsequent delay and/or cancellation of said activities due to the delay and/or cancellation of the scheduled construction by the Contractor.

Item 201 - Clearing and Grubbing

Although there are no trees or stumps specifically marked for removal within the limits of the project, a Lump Sum quantity is included in the bid proposal for Item 201 Clearing and Grubbing. Any necessary clearing and grubbing within the limits of construction, except such objects as are to remain or are to be removed in accordance with other sections of these specifications shall be the responsibility of the Contractor. The Contractor shall keep clearing to a minimum removing only what is necessary to complete construction. It is anticipated that the Contractor will need to perform some tree trimming around the bridge for the crane work. Payment for the work listed above shall be included in the Lump Sum bid price for Item 201 Clearing and Grubbing.

Item 202 – Removals

This work shall consist of the removal, wholly or in part, and satisfactory disposal of all buildings, fences, guardrails, structures, old pavements, abandoned pipe lines, storage tanks,

**OVERBROOK AVENUE BRIDGE #2080-0.02 REPLACEMENT PROJECT
SPECIAL PROVISIONS/TECHNICAL SPECIFICATIONS**

septic tanks, privy vaults, and any other obstructions which are not designated or permitted to remain, except for the obstructions to be removed and disposed of under other items in the contract. It shall also include the salvaging of designated materials and backfilling the resulting trenches, holes, and pits.

Item 202 – Portions of Structure Removed, As Per Plan

The Contractor shall be responsible for all the equipment, materials, and labor necessary in the removal of the bridge rail, reinforced concrete deck, steel beams, and portions of the reinforced concrete abutments as detailed in the plans. The Contractor shall take into consideration the condition of the beams when planning means and methods of removing asphalt wearing surface and reinforced concrete deck since the bridge was closed due to the deteriorated condition of the beams. The Contractor shall perform the work carefully during the removal to protect portions of the bridge that are to be salvaged and incorporated into the proposed structure. The Contractor shall replace or repair all items that are damaged by the removal operations at no cost to Warren County. The Contractor shall thoroughly clean the existing weep holes of all dirt, dust, or other foreign materials with water, air under pressure, or any other method that produces satisfactory results. Payment for the work listed above shall be included in the Lump Sum bid price for Item 202 Portions of Structure Removed, As Per Plan.

Existing Bridge Plans & Soil Borings

The Warren County Engineer can provide the existing bridge plans and the geotechnical report to the Contractor at their request.

Item 203 – Excavation including Pavement Removal

All excavation work shall comply with Item 203 Excavation in the 2019 ODOT Construction and Materials Specifications. Payment for the excavation work including the existing asphalt pavement removal and saw cutting, as detailed in the plans shall be included in bid price per CY for Item 203 Excavation including Pavement Removal. The Contractor shall saw cut the pavement areas before removing to obtain a uniform edge.

Item 254 – Pavement Planing

This work shall conform to the 2019 Ohio Department of Transportation Construction and Material Specifications and shall be completed as directed by the Engineer. A butt joint shall be constructed at each start/stop locations. Each butt joint shall provide a smooth transition and shall also be properly sealed. The Contractor shall be responsible for removing and disposing of the cuttings. The cost of this work shall be paid for at the unit price bid per SY of Item 254 Pavement Planing.

Item 304 – Aggregate Base

Where areas beyond the limits of porous backfill are in need of roadway fill due to excavation for substructure, Item 304 Aggregate Base shall be used as directed by the Engineer. Item 304 Aggregate Base shall be placed and compacted in the excavated areas in compliance with section

**OVERBROOK AVENUE BRIDGE #2080-0.02 REPLACEMENT PROJECT
SPECIAL PROVISIONS/TECHNICAL SPECIFICATIONS**

304.05 of the ODOT Construction and Material Specifications. Payment for this work shall be included in the bid price per CY for Item 304 Aggregate Base.

Item 407 – Tack Coat

Item 407 Tack Coat shall be applied at a rate of 0.10 gallon per square yard as directed by the Engineer. The application of the tack coat shall be applied to the entire width of the roadway immediately prior to the paving operation. Payment for the work listed above shall be included in the bid price per Gallon for Item 407 Tack Coat.

Asphalt Concrete

All material furnished and work performed shall conform to the 2019 Ohio Department of Transportation Construction and Material Specifications (ODOT CMS) for Item 301 Asphalt Concrete Base and Item 441 Asphalt Concrete Surface Course.

The Contractor shall supply the County Engineer with a weigh ticket for each load of material placed. Periodic asphalt samples will be obtained for test purposes and an independent testing laboratory will perform tests.

No material shall be placed upon collected water. Asphalt surfaces shall be clear of dirt and debris prior to the placing of each subsequent lift. The Contractor shall adhere to the judgment of the Warren County Engineer’s designated representatives.

The Contractor's attention is directed to Section 401.14 of the ODOT Specifications and he is hereby instructed that requirements for preparation of asphalt pavement to be resurfaced will be adhered to, and cost of any and all cleaning is to be included in the unit price bid for Item 301 and Item 441.

Butt Joints - A butt joint shall be constructed by grinding/planing existing pavement at each start/stop location. All grinding/ planing shall be in accordance with Item 254 Pavement Planing. The butt joints shall be constructed by grinding/planing the existing pavement for a length of 6 feet, varying in depth from 2” to 0”. The newly formed joint shall be properly installed so as to provide a smooth transition and shall also be properly sealed. The cost of constructing each butt joint by pavement planing/grinding shall be included and paid for in Item 441 Asphalt Concrete Surface Course.

Item 503 – Unclassified Excavation

The Contractor shall be responsible for all the labor and equipment necessary in excavating the roadway material behind the existing concrete abutments for removal of portions of the existing bridge and for construction of the new bridge substructure. Payment for the work listed above shall be included in the Lump Sum bid price for Item 503 Unclassified Excavation.

**OVERBROOK AVENUE BRIDGE #2080-0.02 REPLACEMENT PROJECT
SPECIAL PROVISIONS/TECHNICAL SPECIFICATIONS**

Item 511 – Class QC 1 Concrete, Abutment Including Footing

The Contractor shall be responsible for all the labor and material necessary in constructing the abutments as detailed in the plans. Concrete shall meet all requirements of Item 511 Concrete for Structures. Concrete shall be Class "QC 1" (28 day compressive strength = 4000 psi). The Contractor shall follow section 499.03 for concrete slump. Payment for the work listed above shall be included in the Lump Sum bid price for Item 511 Class QC 1 Concrete, Abutment Including Footing.

Item 511 – Class QC 2 Concrete, Superstructure

The Contractor shall be responsible for all the labor and material necessary in constructing the concrete superstructure as detailed in the plans. Concrete shall meet all requirements of Item 511 Concrete for Structures. Concrete shall be Class "QC 2" (28 day compressive strength = 4500 psi). A corrosion inhibitor admixture per ODOT Specification 515.15 shall be added to the concrete mix at the dosage recommended by the manufacturer. Contractor shall follow section 499.03 for concrete slump, section 511.14 for time duration of removing false work and opening to traffic, and section 511.17 for sawing grooves into the concrete deck. Payment for the work listed above including the expanded polystyrene filler shall be included in the bid price per CY for Item 511 Class QC 2 Concrete, Superstructure.

Item 512 - Sealing of Concrete Surfaces (Epoxy Urethane)

The Contractor shall seal portions of the concrete box beams and concrete bridge deck as detailed in the plans as well as all exposed portions of the concrete stub abutments with an epoxy urethane sealant after the concrete has cured. The sealing of concrete surfaces shall be in accordance with section 512.03. The Contractor shall take precautions to keep spillage and overspray from entering the stream. The color of the sealant shall be FED# 36492 (gray) or approved equal. Payment for the work listed above shall be included in the bid price per SY for Item 512 Sealing of Concrete Surfaces (Epoxy Urethane).

Item 512 – Treating of Concrete Bridge Deck with SRS

The Contractor shall treat the portion of the concrete bridge deck as detailed in the plans with a soluble reactive silicate sealer after the concrete has cured. The sealing of concrete surfaces shall be in accordance with section 512.05. The Contractor shall take precautions to keep spillage and overspray from entering the stream. The Contractor shall flush the concrete bridge deck with water after the application has had time to dry (see manufacture's recommendation) prior to striping or opening to traffic. Payment for the work listed above shall be included in the price bid per SY for Item 512 Treating of Concrete Bridge Deck with SRS.

Item 515 – Prestressed Concrete Composite Box Beam Bridge Members, Level 1, CB17-36

The Contractor shall be responsible for all the equipment, materials, and labor necessary in setting the ten (10) – CB 17" x 36", Prestressed Concrete Box Beam Members. The beams shall

**OVERBROOK AVENUE BRIDGE #2080-0.02 REPLACEMENT PROJECT
SPECIAL PROVISIONS/TECHNICAL SPECIFICATIONS**

conform to the details in the plan set as well as meet the current specifications set forth in the “State of Ohio Department of Transportation Construction and Material Specifications” for Item 515 and Standard Drawings PSBD-2-07 (sheets 1-4) dated 1-21-11. Shop drawings shall be submitted to Roy Henson, Warren County Engineer’s Office, 210 W. Main Street, Lebanon, Ohio 45036 (Roy.Henson@co.warren.oh.us) for review and approval. Payment for the work listed above shall be included in the bid price per Each for Item 515 Prestressed Concrete Composite Box Beam Bridge Members, Level 1, CB17-36.

Item 601 – Rock Channel Protection, Type B with Filter

The Contractor shall place the rock channel protection as detailed in the plans, approximately 2 ft deep and 3 ft wide along the face of the existing concrete abutments that are to remain. Right-of-Entries from the property owners on the north and south side of the bridge have been obtained by the Warren County Engineer’s Office to allow for Contractor access to the stream outside of the existing right-of-way of Overbrook Avenue. Payment for the work listed above shall be included in the bid price per CY for Item 601 Rock Channel Protection, Type B with Filter.

Item 606 – Guardrail

The Contractor shall install new Type 5 Guardrail, Bridge Terminal Assemblies, and Type T Anchor Assemblies as detailed in the plan set. This work shall conform to the Ohio Department of Transportation’s Plan Insert Sheets included in the plan set. Contractor shall plan the guardrail post layout on the northeast corner of the bridge due to the existing sanitary manhole. The sanitary manhole lid is centered on a 4 ft x 4 ft concrete manhole/junction chamber. Proposed guardrail post shall be placed before and after the manhole/junction chamber or right along the face. Contractor shall take note that the existing 8 inch water main is located in close proximity of the new guardrail on the southwest and southeast corners of the bridge. Payment for the work listed above shall be included in the pertinent Guardrail Item in the Bid Proposal.

Item Special – Steel Drip Strip

The Contractor shall install steel drip strips on both sides of the bridge for the entire length per ODOT Standard Drawing DS-1-92. This work shall include the separate guardrail pieces. Payment for the work listed above shall be included in the bid price per FT for Item Special Steel Drip Strip.

Item 614 - Maintaining Traffic

Overbrook Avenue Bridge #2080-0.02 is currently closed by the Warren County Engineer’s Office due to the most recent bridge inspection showing more signs of deterioration of the superstructure. The road will remain closed during the entire bridge replacement project. The current posted detour route for Overbrook Avenue is Hopkins Road and US 22/SR 3. The WCEO will pick up all concrete barriers along with the four (4) Type III barricades present at the bridge location when the Contractor plans to start work. The Contractor shall provide a minimum of two (2) Type III barricades on each end of the closed section of the bridge and these

**OVERBROOK AVENUE BRIDGE #2080-0.02 REPLACEMENT PROJECT
SPECIAL PROVISIONS/TECHNICAL SPECIFICATIONS**

barricades shall be chain linked together and fixed to the ground or some other object overnight. All road construction signs, except for the Contractor supplied Type III barricades at the bridge location, shall be the responsibility of the WCEO. The Type III barricades provided by the Contractor shall conform to the Ohio Manual of Uniform Traffic Control Devices (OMUTCD) as well as the Ohio Department of Transportation Standards at all times. The Contractor shall maintain access to all driveways in the work area for the duration of the project. The Contractor shall provide alternatives to garbage collection services and emergency rescue services for all residents within the closed portions of roadway during the project. The payment for work associated with the Contractor supplied Type III barricades at the bridge location shall be included in the Lump Sum bid price for Item 614 Maintaining Traffic.

Item 623 - Construction Layout Stakes and Surveying

All centerline of survey and property corner monumentation that is disturbed during construction shall be reset by a Professional Surveyor. Payment for the construction layout and work listed above shall be included in the Lump Sum bid price for Item 623 Construction Layout Stakes.

Pavement Marking

All pavement marking material and work shall comply with Item 641 Pavement Marking-General, Item 642 Traffic Paint, Type 1, and Item 646 Epoxy Pavement Marking in the 2019 ODOT Construction and Materials Specifications.

Item 832 – Erosion Control

The Contractor shall furnish and install temporary sediment and erosion control best management practices required prior to any earth disturbing activity in accordance with Supplemental Specification 832. All pollution prevention measures must be maintained for the duration of construction. The Contractor shall remove all best management practices before the project is accepted. Payment for this work shall be included in the bid price per Each for Item 832 Erosion Control. This price is standard for all bidders, set at \$1.00 Each for a total of \$2,500.00.

INVITATION TO BIDDERS

Separate sealed bids for the OVERBROOK AVENUE BRIDGE #2080-0.02 REPLACEMENT PROJECT will be received by the Warren County Board of Commissioners at the Office of the Warren County Commissioners, 406 Justice Drive, Lebanon, Ohio 45036, until 9:15 a.m., April 21, 2020, and then at said time publicly opened and read aloud.

Bid documents and specifications are available online at the Warren County's Website at <http://www.co.warren.oh.us/commissioners/Bids/Default.aspx>. Questions regarding the technical specifications should be directed to Roy Henson, Bridge Engineer, at the Warren County Engineer's Office, at (513) 695-3310. Each bid shall contain the full name of each person or company submitting the bid and be accompanied by a bid bond for the full amount of the bid or a certified check in the amount equal to ten (10) percent of the bid.

Contact the Warren County Commissioners' Office at (513) 695-1250 should you need assistance in accessing the bidding information on the County website. All contract addenda will be posted to the website prior to the bid opening. Bidders should check the website regularly to stay updated on any changes to the project.

Please be aware that if you are downloading this document to bid this project, and in order to stay updated on any change, please email Kiana Hawk in the Commissioners Office at kiana.hawk@co.warren.oh.us with your contact information.

A Bid guaranty, as required by Ohio Revised Code, Section 153.54, shall accompany each proposal submitted, as follows:

1. A Certified check, cashiers check, or letter of credit equal to ten (10) percent of the bid. A letter of credit may only be revocable by the Owner. Upon entering into a contract with the Owner, the contractor must file a performance bond for the amount of the contract, and the bid guaranty will then be returned to the successful and unsuccessful bidders upon contract execution.

OR

2. A form of bid guaranty bond (attached) for the full amount of the bid. Such bond is retained for the successful bidder, but returned to unsuccessful bidders after the contract is executed.

Attention of bidders is called to all of the requirements contained in the bid packet. No bidder may withdraw his/her bid within sixty (60) days after the actual date of the opening thereof. All bids shall be properly signed by an authorized representative of the bidder.

All bids shall be sealed and plainly marked "**Bid Opening – OVERBROOK AVENUE BRIDGE #2080-0.02 REPLACEMENT PROJECT, April 21, 2020 @ 9:15 a.m.**"

Warren County reserves the right to reject any or all bids submitted, to waive any irregularities in bids, and enter into a contract with the Bidder who in Warren County's consideration offered the lowest and best bid.

By order of the Board of County Commissioner, County of Warren, State of Ohio.

Tina Osborne, Clerk